

Senna Hills Municipal Utility District

Accounting Report

March 26, 2021

- Review Cash Activity Report, including Receipts and Expenditures
 - ☑ Action Items:
 - Approval of vendor payments
 - Approval of fund transfers
- Review February 28, 2021 Financial Statements

Cash Activity Report

**Senna Hills Municipal Utility District
Cash Activity Report
February 28, 2021 - March 26, 2021**

	<u>ABC Bank</u> <u>Operating</u>	<u>ABC Bank</u> <u>Bookkeeper's</u>
Reconciled Cash Balance - February 28, 2021	\$ 86,262.00	49,678.78
Subsequent Activity Through March 26, 2021	1,609.08	(24,478.61)
Service Collections	<u>1,609.08</u>	
Subtotal - ABC Operating Account	<u>1,609.08</u>	
LCRA 5744 Raw Water - February 2021	(3,431.45)	
Time Warner Cable 5745 Internet - February 2021	(115.11)	
Waste Management of Texas, Inc. 5746 Garbage Service - March 2021	(308.44)	
TCEQ 5747 Permit Fee	(50.00)	
City of Austin 5748 Utilities - February 2021	(638.63)	
A T & T 5749 Telephone - March 2021	(595.54)	
West Travis County PUA 5750 Potable Water - February 2021	(16,757.52)	
Customer Refund 5751 Customer Refund	(34.95)	
Customer Refund 5752 Customer Refund	(71.90)	
City of Austin 5753 Utilities - February 2021	<u>(2,475.07)</u>	
Subtotal - ABC Bookkeeper's Account	<u>(24,478.61)</u>	
Expenditures to be approved at March 26, 2021 Meeting	-	(63,261.44)
Vendor	Ck #	Amount
Chet Palesko	5754	Director Fees - March 26, 2021 (138.53)
Corey Newhouse	5755	Director Fees - March 26, 2021 (138.52)
David Perl	5756	Director Fees - March 26, 2021 (138.53)
Joe Szoo	5757	Director Fees - March 26, 2021 (138.52)
Lisa S. McKenzie	5758	Director Fees - March 26, 2021 (138.53)
David Perl	5759	Director Fees - March 16, 2021 and Cyber Security Training (277.05)
Lisa S. McKenzie	5760	Director Fees - March 16, 2021 and Cyber Security Training (277.05)
Badger Meter	5761	Orion Cellular Lte Service Unit (30.00)
Bott & Douthitt, P.L.L.C.	5762	Accounting Fees - February 2021 (1,950.00)
Inframark, LLC	5763	Operations & Maintenance - February 2021 (38,840.20)
McCall Gibson Swedlund Barfoot PLLC	5764	Audit Fees (2,750.00)
Murfee Engineering Company	5765	Engineering Fees - February 2021 (5,400.00)
Travis Central Appraisal District	5766	Appraisal Fees - 2nd Quarter 2021 (1,408.41)
Willatt & Flickinger, PLLC	5767	Legal Fees - February 2021 (4,909.10)
Zane Furr	5768	Landscape Maintenance - March 2021 <u>(6,727.00)</u>
Total Expenditures - ABC Operating Account		<u>(63,261.44)</u>
Transfer Requests to be approved at March 26, 2021 Meeting		(85,261.44) 85,261.44
Transfer to Replenish Bookkeeper's Account	From ABC Operating to ABC Bookkeeper's Account	22,000.00
Transfer for Expenditures Approved March 26, 2021	From ABC Operating to ABC Bookkeeper's Account	<u>63,261.44</u>
		85,261.44
Projected Ending Cash Balance as of March 26, 2021	\$ 2,609.64	\$ 47,200.17

Senna Hills Municipal Utility District Cash/Investment Activity Report February 28, 2021 - March 26, 2021

	Interest Rate	Balance 2/28/2021	Subsequent Receipts	Subsequent Disbursements	Transfer Requests		Projected Balance 3/26/2021
General Fund -							
ABC Bank - Operating Account	n/a	86,262.00	1,609.08	-	(85,261.44)	(1), (2)	2,609.64
ABC Bank - Bookkeeper's Account	n/a	49,678.78	-	(87,740.05)	85,261.44	(1), (2)	47,200.17
Logic Operating Account	0.0949%	3,187,878.11	-	-	14,252.43	(3)	3,202,130.54
Total - General Fund		3,323,818.89	1,609.08	(87,740.05)	14,252.43		3,251,940.35
Debt Service Fund -							
Logic - Debt Service Account	0.0949%	1,255,529.18	-	(176,342.23)	80,000.00	(4)	1,159,186.95
Logic - Tax Account	0.0949%	101,983.14	-	-	(94,252.43)	(3), (4)	7,730.71
Total - Debt Service Fund		1,357,512.32	-	(176,342.23)	(14,252.43)		1,166,917.66
Total - All Funds		4,681,331.21	1,609.08	(264,082.28)	-		4,418,858.01

Transfer Information:

- ⁽¹⁾ - To transfer funds from ABC Operating Account to ABC Bookkeeper's Account (to Replenish): \$22,000.00
- ⁽²⁾ - To transfer funds from ABC Operating Account to ABC Bookkeeper's Account (for Expenditures): \$63,261.44
- ⁽³⁾ - To transfer funds from Logic Tax Account to Logic Operating Account: \$14,252.43
- ⁽⁴⁾ - To transfer funds from Logic Tax Account to Logic Debt Service Account: \$80,000.00

Senna Hills M.U.D. Collateral Analysis Schedule February 28, 2021
--

	<u>Funds</u>	<u>Collateral</u>	<u>Over/(Under)</u> <u>Collateralized</u>
ABC Bank -			
Operating Account (General Fund)	\$ 86,122.53		
Bookkeeper's Account (General Fund)	99,894.25		
Total GF Funds ABC Bank	186,016.78		
FDIC Coverage		250,000.00	
Pledged Collateral ABC Bank (Market Value)		416,213.68	
Total Collateral -ABC Bank			
Total Collateral/Funds ABC Bank	\$ 186,016.78	\$ 666,213.68	\$ 480,196.90

Pledges By Pledgee And Maturity



Pledged To: SENNA HILLS MUD

American Bank of Commerce - Lubbock, TX

As Of 2/28/2021

Page 14 of 36

Receipt# Safekeeping Location	CUSIP	ASC 320	Description Maturity Prerefund	Pool/Type Coupon	Moody S&P	Original Face Pledged Percent	Pledged			
							Original Face	Par	Book Value	Market Value
TIB: TIB	313382AX1	AFS	FHLB AGENCY 03/10/23	2.13	Aaa AA+	5,000,000.00 8.00%	400,000.00	400,000.00	402,127.33	416,213.68
1 Securities Pledged To: 6195 - SENNA HILLS MUD							400,000.00	400,000.00	402,127.33	416,213.68

Although the information in this report has been obtained from sources believed to be reliable, its accuracy cannot be guaranteed.

Tax Collection Report

RECEIVABLE BALANCE 'R' REPORT

OVERALL COLL/DIST REPORT
FROM 10/01/2020 TO 02/28/2021

YEAR FROM 0000 TO 2020

ALL OTHERS

USE	-- SENNA HILLS MUD											
YEAR	BEGINNING TAX BALANCE	TAX ADJ	BASE TAX COLLECTED	NET BASE TAX REVERSALS	NET BASE TAX COLLECTED	PERCENT COLLECTED	ENDING TAX BALANCE	P & I COLLECTED	P & I REVERSALS	LRP COLLECTED	OTHER PENALTY COLLECTED	TOTAL DISTRIBUTED
1995	.00	.00	.00	.00	.00	.00 %	.00	.00	.00	.00	.00	.00
1996	.00	.00	.00	.00	.00	.00 %	.00	.00	.00	.00	.00	.00
1997	.00	.00	.00	.00	.00	.00 %	.00	.00	.00	.00	.00	.00
1998	.00	.00	.00	.00	.00	.00 %	.00	.00	.00	.00	.00	.00
1999	.00	.00	.00	.00	.00	.00 %	.00	.00	.00	.00	.00	.00
2000	.00	.00	.00	.00	.00	.00 %	.00	.00	.00	.00	.00	.00
2001	.00	.00	.00	.00	.00	.00 %	.00	.00	.00	.00	.00	.00
2002	.00	.00	.00	.00	.00	.00 %	.00	.00	.00	.00	.00	.00
2003	.00	.00	.00	.00	.00	.00 %	.00	.00	.00	.00	.00	.00
2004	.00	.00	.00	.00	.00	.00 %	.00	.00	.00	.00	.00	.00
2005	.00	.00	.00	.00	.00	.00 %	.00	.00	.00	.00	.00	.00
2006	.00	.00	.00	.00	.00	.00 %	.00	.00	.00	.00	.00	.00
2007	155.78	.00	.00	.00	.00	.00 %	155.78	.00	.00	.00	.00	.00
2008	151.05	.00	.00	.00	.00	.00 %	151.05	.00	.00	.00	.00	.00
2009	169.93	.00	.00	.00	.00	.00 %	169.93	.00	.00	.00	.00	.00
2010	170.29	.00	.00	.00	.00	.00 %	170.29	.00	.00	.00	.00	.00
2011	157.07	.00	.00	.00	.00	.00 %	157.07	.00	.00	.00	.00	.00
2012	249.24	.00	.00	.00	.00	.00 %	249.24	.00	.00	.00	.00	.00
2013	249.24	.00	.00	.00	.00	.00 %	249.24	.00	.00	.00	.00	.00
2014	245.65	.00	.00	.00	.00	.00 %	245.65	.00	.00	.00	.00	.00
2015	245.65	.00	.00	.00	.00	.00 %	245.65	.00	.00	.00	.00	.00
2016	282.50	.00	.00	.00	.00	.00 %	282.50	.00	.00	.00	.00	.00
2017	324.88	.00	.00	.00	.00	.00 %	324.88	.00	.00	.00	.00	.00
2018	388.47	.00	.00	.00	.00	.00 %	388.47	.00	.00	.00	.00	.00
2019	3220.45	.00	2784.12	.00	2784.12	86.45 %	436.33	602.97	.00	166.98	.00	3554.07
TOTL	6010.20	.00	2784.12	.00	2784.12	46.32 %	3226.08	602.97	.00	166.98	.00	3554.07
2020	1427132.59	1943.91-	1410957.12	122.06	1410835.06	98.99 %	14353.62	507.71	.00	114.13	.00	1411456.90
ENTITY												
TOTL	1433142.79	1943.91-	1413741.24	122.06	1413619.18	98.77 %	17579.70	1110.68	.00	281.11	.00	1415010.97

SENNA HILLS M.U.D.
ANALYSIS OF TAXES COLLECTED FOR RECONCILIATION
FY 2020 - 2021

TAX YEAR	2020			Prior Years				TOTAL			
	General Fund	Debt Service Fund	Total	General Fund	Debt Service Fund	I & S Fund	Total	General Fund	Debt Service Fund	I & S Fund	Total
PERCENTAGE	\$ 0.1300	\$ 0.3200	\$ 0.4500				\$ -				\$ -
COLLECTIONS:											
OCT											
TAX ADJUSTMENTS	0.00	0.00	0.00	0.00	0.00	0.00	0.00	0.00	0.00	0.00	0.00
BASE TAX REV	0.00	0.00	0.00	0.00	0.00	0.00	0.00	0.00	0.00	0.00	0.00
TAXES	0.00	0.00	0.00	629.79	1,388.93	0.00	2,018.72	629.79	1,388.93	0.00	2,018.72
PENALTY	0.00	0.00	0.00	184.35	406.56	0.00	590.91	184.35	406.56	0.00	590.91
NOV											
TAX ADJUSTMENTS	(119.36)	(293.80)	(413.16)	0.00	0.00	0.00	0.00	(119.36)	(293.80)	0.00	(413.16)
BASE TAX REV	0.00	0.00	0.00	0.00	0.00	0.00	0.00	0.00	0.00	0.00	0.00
TAXES	10,115.37	24,899.36	35,014.73	29.19	64.39	0.00	93.58	10,144.56	24,963.75	0.00	35,108.31
PENALTY	0.00	0.00	0.00	6.42	14.17	0.00	20.59	6.42	14.17	0.00	20.59
DEC											
TAX ADJUSTMENTS	(319.02)	(785.29)	(1,104.31)	0.00	0.00	0.00	0.00	(319.02)	(785.29)	0.00	(1,104.31)
BASE TAX REV	(30.19)	(74.32)	(104.51)	0.00	0.00	0.00	0.00	(30.19)	(74.32)	0.00	(104.51)
TAXES	242,247.70	596,302.04	838,549.74	86.87	191.58	0.00	278.45	242,334.57	596,493.62	0.00	838,828.19
PENALTY	0.00	0.00	0.00	19.98	44.06	0.00	64.04	19.98	44.06	0.00	64.04
JAN											
TAX ADJUSTMENTS	(123.19)	(303.25)	(426.44)	0.00	0.00	0.00	0.00	(123.19)	(303.25)	0.00	(426.44)
BASE TAX REV	(5.07)	(12.48)	(17.55)	0.00	0.00	0.00	0.00	(5.07)	(12.48)	0.00	(17.55)
TAXES	141,141.00	347,424.01	488,565.01	122.72	270.65	0.00	393.37	141,263.72	347,694.66	0.00	488,958.38
PENALTY	32.97	81.16	114.13	29.45	64.96	0.00	94.41	62.42	146.12	0.00	208.54
FEB											
TAX ADJUSTMENTS	0.00	0.00	0.00	0.00	0.00	0.00	0.00	0.00	0.00	0.00	0.00
BASE TAX REV	0.00	0.00	0.00	0.00	0.00	0.00	0.00	0.00	0.00	0.00	0.00
TAXES	14,105.76	34,721.88	48,827.64	0.00	0.00	0.00	0.00	14,105.76	34,721.88	0.00	48,827.64
PENALTY	146.67	361.04	507.71	0.00	0.00	0.00	0.00	146.67	361.04	0.00	507.71
MAR											
TAX ADJUSTMENTS	0.00	0.00	0.00	0.00	0.00	0.00	0.00	0.00	0.00	0.00	0.00
BASE TAX REV	0.00	0.00	0.00	0.00	0.00	0.00	0.00	0.00	0.00	0.00	0.00
TAXES	0.00	0.00	0.00	0.00	0.00	0.00	0.00	0.00	0.00	0.00	0.00
PENALTY	0.00	0.00	0.00	0.00	0.00	0.00	0.00	0.00	0.00	0.00	0.00
APR											
TAX ADJUSTMENTS	0.00	0.00	0.00	0.00	0.00	0.00	0.00	0.00	0.00	0.00	0.00
BASE TAX REV	0.00	0.00	0.00	0.00	0.00	0.00	0.00	0.00	0.00	0.00	0.00
TAXES	0.00	0.00	0.00	0.00	0.00	0.00	0.00	0.00	0.00	0.00	0.00
PENALTY	0.00	0.00	0.00	0.00	0.00	0.00	0.00	0.00	0.00	0.00	0.00
MAY											
TAX ADJUSTMENTS	0.00	0.00	0.00	0.00	0.00	0.00	0.00	0.00	0.00	0.00	0.00
BASE TAX REV	0.00	0.00	0.00	0.00	0.00	0.00	0.00	0.00	0.00	0.00	0.00
TAXES	0.00	0.00	0.00	0.00	0.00	0.00	0.00	0.00	0.00	0.00	0.00
PENALTY	0.00	0.00	0.00	0.00	0.00	0.00	0.00	0.00	0.00	0.00	0.00
JUN											
TAX ADJUSTMENTS	0.00	0.00	0.00	0.00	0.00	0.00	0.00	0.00	0.00	0.00	0.00
BASE TAX REV	0.00	0.00	0.00	0.00	0.00	0.00	0.00	0.00	0.00	0.00	0.00
TAXES	0.00	0.00	0.00	0.00	0.00	0.00	0.00	0.00	0.00	0.00	0.00
PENALTY	0.00	0.00	0.00	0.00	0.00	0.00	0.00	0.00	0.00	0.00	0.00
JUL											
TAX ADJUSTMENTS	0.00	0.00	0.00	0.00	0.00	0.00	0.00	0.00	0.00	0.00	0.00
BASE TAX REV	0.00	0.00	0.00	0.00	0.00	0.00	0.00	0.00	0.00	0.00	0.00
TAXES	0.00	0.00	0.00	0.00	0.00	0.00	0.00	0.00	0.00	0.00	0.00
PENALTY	0.00	0.00	0.00	0.00	0.00	0.00	0.00	0.00	0.00	0.00	0.00
AUG											
TAX ADJUSTMENTS	0.00	0.00	0.00	0.00	0.00	0.00	0.00	0.00	0.00	0.00	0.00
BASE TAX REV	0.00	0.00	0.00	0.00	0.00	0.00	0.00	0.00	0.00	0.00	0.00
TAXES	0.00	0.00	0.00	0.00	0.00	0.00	0.00	0.00	0.00	0.00	0.00
PENALTY	0.00	0.00	0.00	0.00	0.00	0.00	0.00	0.00	0.00	0.00	0.00
SEP											
TAX ADJUSTMENTS	0.00	0.00	0.00	0.00	0.00	0.00	0.00	0.00	0.00	0.00	0.00
BASE TAX REV	0.00	0.00	0.00	0.00	0.00	0.00	0.00	0.00	0.00	0.00	0.00
TAXES	0.00	0.00	0.00	0.00	0.00	0.00	0.00	0.00	0.00	0.00	0.00
PENALTY	0.00	0.00	0.00	0.00	0.00	0.00	0.00	0.00	0.00	0.00	0.00
TOTAL											
BASE TAX REV	(35.26)	(86.80)	(122.06)	0.00	0.00	0.00	0.00	(35.26)	(86.80)	0.00	(122.06)
TAXES	407,609.83	1,003,347.29	1,410,957.12	868.58	1,915.54	0.00	2,784.12	408,478.41	1,005,262.83	0.00	1,413,741.24
PENALTY	179.64	442.20	621.84	240.21	529.74	0.00	769.95	419.85	971.94	0.00	1,391.79
TOTAL DISTRIBUTION	407,789.48	1,003,789.48	1,411,578.96	1,108.78	2,445.29	0.00	3,554.07	408,863.00	1,006,147.97	0.00	1,415,010.97
BEGINNING											
TAXES RECEIVABLE	412,282.75	1,014,849.84	1,427,132.59	1,900.78	4,023.16	86.26	6,010.20	414,183.53	1,018,873.00	86.26	1,433,142.79
TAX ADJUSTMENTS	(561.57)	(1,382.34)	(1,943.91)	0.00	0.00	0.00	0.00	(561.57)	(1,382.34)	0.00	(1,943.91)
BASE TAX REV	35.26	86.80	122.06	0.00	0.00	0.00	0.00	35.26	86.80	0.00	122.06
LESS: COLLECTIONS	(407,609.83)	(1,003,347.29)	(1,410,957.12)	(868.58)	(1,915.54)	0.00	(2,784.12)	(408,478.41)	(1,005,262.83)	0.00	(1,413,741.24)
TAX REC @ END OF PERIOD	4,146.60	10,207.02	14,353.62	1,032.20	2,107.62	86.26	3,226.08	5,178.80	12,314.64	86.26	17,579.70

Tax Collection as of 9/30/20		408,863.00	1,006,147.97	0.00	1,415,010.97
Less: 60 day subsequent adjustment		(658.98)	(1,453.32)	0.00	(2,112.30)
Total Distribution		408,204.02	1,004,694.65	0.00	1,412,898.67

Financial Statements

Senna Hills M.U.D.

Accountant's Compilation Report

February 28, 2021

The District is responsible for the accompanying financial statements of the governmental activities of Senna Hills M.U.D., as of and for the five months ended February 28, 2021, which collectively comprise the District's basic financial statements – governmental funds in accordance with the accounting principles generally accepted in the United States of America. We have performed a compilation engagement in accordance with Statements on Standards for Accounting and Review Services promulgated by the Accounting and Review Services Committee of the AICPA. We did not audit or review the financial statements nor were we required to perform any procedures to verify the accuracy or completeness of the information provided by management. Accordingly, we do not express an opinion, a conclusion, nor provide any form of assurance on these financial statements.

The District has omitted the management's discussion and analysis, the Statement of Net Assets, and Statement of Activities that the Governmental Accounting Standards Board required to be presented to supplement the basic financial statements. Such missing information, although not a part of the basic financial statements, is required by the Governmental Accounting Standards Board who considers it to be an essential part of financial reporting for placing the basic financial statements in an appropriate operational, economic, or historic context.

In addition, the District has elected to omit substantially all of the disclosures and the statement of cash flows required by accounting principles generally accepted in the United States of America. If the omitted disclosures and components required by GASB 34 were included in the financial statements, they might influence the user's conclusions about the District's financial position, results of operations, and cash flows. Accordingly, these financial statements are not designed for those who are not informed about such matters.

Accounting principles generally accepted in the United States of America require that budgetary comparison information be presented to supplement the basic financial statements. Such information is presented for purposes of additional analysis and, although not a required part of the basic financial statements, is required by the Governmental Accounting Standards Board who considers it to be an essential part of financial reporting and for placing the basic financial statements in an appropriate operational, economic, or historical context. Such information is the responsibility of management. The required supplementary information was subject to our compilation engagement. We have not audited or reviewed the required supplementary information and do not express an opinion, a conclusion, nor provide any assurance on such information.

Supplementary Information

The supplementary information contained in the schedules described in the Supplementary Information Index is presented for purposes of additional analysis and is not a required part of the basic financial statements. This information is the representation of management. The information was subject to our compilation engagement, however, we have not audited or reviewed the supplementary information and, accordingly, do not express an opinion, a conclusion, nor provide any form of assurance on such supplementary information.

We are not independent with respect to Senna Hills M.U.D.



BOTT & DOUTHITT, P.L.L.C.

March 19, 2021
Round Rock, TX

**Senna Hills Municipal Utility District
Governmental Funds Balance Sheet
February 28, 2021**

	Governmental Funds			Governmental Funds Total
	General Fund	Debt Service Fund	Capital Projects Fund	
Assets				
Cash and Cash Equivalents				
Cash	\$ 135,940.78	\$ -	\$ -	\$ 135,940.78
Cash Equivalents	3,187,878.11	1,357,512.32	-	4,545,390.43
Receivables				
Service Accounts, net of allowance for doubtful accounts of \$1,000	63,192.65	-	-	63,192.65
Accrued Service Revenue	34,165.52	-	-	34,165.52
Property Taxes	5,178.83	12,400.87	-	17,579.70
Interfund	14,252.43	-	-	14,252.43
Total Assets	\$ 3,440,608.32	\$ 1,369,913.19	\$ -	\$ 4,810,521.51
Liabilities				
Accounts Payable	\$ 74,872.01	\$ -	\$ -	\$ 74,872.01
Accrued Expenses	14,596.45	-	-	14,596.45
Due to TCEQ	595.58	-	-	595.58
Customer Deposits	53,504.30	-	-	53,504.30
Unclaimed Property	789.08	-	-	789.08
Payroll Liability	298.38	-	-	298.38
Interfund	-	14,252.43	-	14,252.43
Total Liabilities	144,655.80	14,252.43	-	158,908.23
Deferred Inflows of Resources				
Property Taxes	5,178.83	12,400.87	-	17,579.70
Total Deferred Inflows of Resources	5,178.83	12,400.87	-	17,579.70
Fund Balance				
Fund Balances:				
Restricted for				
Debt Service	-	1,343,259.89	-	1,343,259.89
Capital Projects	-	-	-	-
Unassigned	3,290,773.69	-	-	3,290,773.69
Total Fund Balances	3,290,773.69	1,343,259.89	-	4,634,033.58
Total Liabilities, Deferred Inflows of Resources and Fund Balance	\$ 3,440,608.32	\$ 1,369,913.19	\$ -	\$ 4,810,521.51

See Accountants' Report.

**Senna Hills Municipal Utility District
Statement of Revenues,
Expenditures & Changes in Fund Balance-Governmental Funds
October 1, 2020 -February 28, 2021**

	Governmental Funds			Governmental Funds Total
	General Fund	Debt Service Fund	Capital Projects Fund	
Revenues:				
Property taxes, including penalties	\$ 408,204.00	\$ 1,004,694.67	\$ -	\$ 1,412,898.67
Service revenues, including penalties	352,611.66	-	-	352,611.66
Interest Income	1,714.77	517.07	-	2,231.84
Miscellaneous Income	7,695.00	-	-	7,695.00
Total Revenues	770,225.43	1,005,211.74	-	1,775,437.17
Expenditures:				
District Facilities -				
Bulk Water Purchases	115,577.83	-	-	115,577.83
Operations Fees	31,273.98	-	-	31,273.98
Repair & Maintenance	112,532.12	-	-	112,532.12
Sludge Hauling	6,118.88	-	-	6,118.88
Chemicals/Lab Fees	13,933.16	-	-	13,933.16
Landscaping	27,019.50	-	-	27,019.50
Utilities & Telephone	20,468.64	-	-	20,468.64
Permit Fees	2,292.25	-	-	2,292.25
Administrative Services -				
Director Fees	6,297.54	-	-	6,297.54
Insurance	4,507.32	-	-	4,507.32
Tax Assessor/Collector Fees	641.33	1,578.66	-	2,219.99
Public Notices	1,522.56	-	-	1,522.56
Website	1,050.00	-	-	1,050.00
Miscellaneous Expense	1,122.71	-	-	1,122.71
Professional Fees -				
Legal fees	30,610.20	-	-	30,610.20
Accounting fees	10,500.00	-	-	10,500.00
Engineering fees	18,888.97	-	-	18,888.97
Audit Fees	11,250.00	-	-	11,250.00
Debt Service				
Fiscal Agent Fees	-	500.00	-	500.00
Bond Interest	-	172,100.56	-	172,100.56
Capital Outlay	20,042.67	-	-	20,042.67
Total Expenditures	435,649.66	174,179.22	-	609,828.88
Excess/(Deficiency) of Revenues over Expenditures	334,575.77	831,032.52	-	1,165,608.29
Fund Balance, October 1, 2020	2,956,197.92	512,227.37	-	3,468,425.29
Fund Balance, February 28, 2021	\$ 3,290,773.69	\$ 1,343,259.89	\$ -	\$ 4,634,033.58

Supplementary Information

Index

General Fund

- Budgetary Comparison Schedule
- Revenues & Expenditures: Actual + Budgeted
- Cash Reconciliations
- A/P Aging Summary
- Adjustments Journal
- General Ledger

Debt Service Fund

- Debt Service Schedule
- Adjustments Journal
- General Ledger

General Fund

Senna Hills Municipal Utility District
Budgetary Comparison Schedule-General Fund
February 28, 2021

	CURRENT MONTH			YEAR TO DATE		
	Actual	Budget	Difference	Actual	Budget	Difference
Revenues:						
Property taxes, including penalties	\$ 14,252.43	\$ 12,260.00	\$ 1,992.43	\$ 408,204.00	\$ 405,190.00	\$ 3,014.00
Service Accounts -						
Basic Service Fees	11,740.74	11,876.00	(135.26)	59,157.93	59,380.00	(222.07)
Water Service Fees	21,608.58	16,200.00	5,408.58	137,295.95	113,402.00	23,893.95
Sewer Service Fees	28,034.77	28,070.00	(35.23)	146,248.59	140,350.00	5,898.59
Drainage Service Fees	1,604.00	1,625.00	(21.00)	8,096.00	8,125.00	(29.00)
Service Accounts Penalties	(100.96)	281.00	(381.96)	1,763.19	1,566.00	197.19
Tap and Inspection Fees	-	-	-	50.00	-	50.00
Interest income	236.39	1,000.00	(763.61)	1,714.77	5,000.00	(3,285.23)
Miscellaneous Income	-	-	-	7,695.00	-	7,695.00
Total Revenues	77,375.95	71,312.00	6,063.95	770,225.43	733,013.00	37,212.43
Expenditures:						
District Facilities -						
Bulk Water Purchases	16,757.52	14,559.00	(2,198.52)	96,942.68	84,131.00	(12,811.68)
LCRA Raw Water	990.62	842.00	(148.62)	6,431.00	5,892.00	(539.00)
LCRA Reservation	2,440.83	2,441.00	0.17	12,204.15	12,205.00	0.85
Operations Fees	6,778.90	7,750.00	971.10	31,273.98	38,750.00	7,476.02
Repairs & Maintenance - Water	4,328.62	3,000.00	(1,328.62)	12,474.00	15,000.00	2,526.00
Repairs & Maintenance - WWTP	8,237.11	9,000.00	762.89	51,039.49	45,000.00	(6,039.49)
Repairs & Maintenance - L/S	8,496.57	2,000.00	(6,496.57)	42,762.62	17,800.00	(24,962.62)
Repairs & Maintenance - Drainage	408.44	-	(408.44)	722.81	300.00	(422.81)
Meter Replacement	2,431.41	200.00	(2,231.41)	5,414.92	1,000.00	(4,414.92)
Inspection Expense	-	-	-	118.28	-	(118.28)
Sludge Hauling	-	2,450.00	2,450.00	6,118.88	12,250.00	6,131.12
Lab Fees	2,009.78	2,750.00	740.22	9,080.74	13,750.00	4,669.26
Chemicals	3,479.37	1,250.00	(2,229.37)	4,852.42	6,250.00	1,397.58
Landscaping	2,930.00	5,100.00	2,170.00	27,019.50	25,500.00	(1,519.50)
Irrigation Expense	-	1,500.00	1,500.00	-	4,500.00	4,500.00
Utilities	2,924.41	4,000.00	1,075.59	16,930.19	20,000.00	3,069.81
Telephone	714.07	775.00	60.93	3,538.45	3,875.00	336.55
Permit Fees	50.00	-	(50.00)	2,292.25	2,250.00	(42.25)
Capital Outlay - Pond Liner	4,275.00	4,300.00	25.00	17,633.33	17,650.00	16.67
Capital Outlay - Water Meters	-	-	-	2,409.34	2,400.00	(9.34)
Administrative Services -						
Director Fees	1,130.32	1,134.00	3.68	6,297.54	5,670.00	(627.54)
Insurance	-	-	-	4,507.32	4,500.00	(7.32)
Tax Appraisal/Collection Fees	-	-	-	641.33	1,300.00	658.67
Public Notices	-	-	-	1,522.56	1,500.00	(22.56)
Website	200.00	250.00	50.00	1,050.00	1,250.00	200.00
Miscellaneous	197.00	250.00	53.00	1,122.71	1,250.00	127.29
Professional Fees -						
Legal Fees	4,990.20	6,500.00	1,509.80	30,610.20	32,500.00	1,889.80
Accounting Fees	1,950.00	1,950.00	-	10,500.00	10,500.00	-
Engineering Fees	1,125.00	3,000.00	1,875.00	18,888.97	15,000.00	(3,888.97)
Audit Fees	2,750.00	3,000.00	250.00	11,250.00	11,000.00	(250.00)
Total Expenditures	79,595.17	78,001.00	(1,594.17)	435,649.66	412,973.00	(22,676.66)
Excess/(Deficiency) of Revenues over Expenditures	\$ (2,219.22)	\$ (6,689.00)	\$ 4,469.78	\$ 334,575.77	\$ 320,040.00	\$ 14,535.77

Senna Hills M.U.D.
Revenues and Expenditures - General Fund: Actual + Budgeted
Fiscal Year 2020-2021

	FYE 2021 Budget Approved 9/25/2020	Actual Oct-20	Actual Nov-20	Actual Dec-20	Actual Jan-21	Actual Feb-21	Budget Mar-21	Budget Apr-21	Budget May-21	Budget Jun-21	Budget Jul-21	Budget Aug-21	Budget Sep-21	Projected Actual	Projected Variance
Revenues:															
Property Tax Revenues	\$ 405,190	\$ 155	\$ 10,151	\$ 242,324	\$ 141,321	\$ 14,252	\$ -	\$ -	\$ -	\$ -	\$ -	\$ -	\$ -	\$ 408,204	\$ 3,014
Service Accounts -															
Basic Service Fees	142,513	11,866	11,868	11,818	11,865	11,741	11,876	11,876	11,876	11,876	11,876	11,876	11,877	142,291	(222)
Water Service Fees	348,922	35,043	37,360	26,435	16,849	21,609	18,225	24,301	20,251	20,251	44,928	53,782	53,782	372,816	23,894
Sewer Service Fees	336,840	29,758	29,800	29,515	29,140	28,035	28,070	28,070	28,070	28,070	28,070	28,070	28,070	342,739	5,899
Drainage Service Fees	19,500	1,624	1,624	1,616	1,628	1,604	1,625	1,625	1,625	1,625	1,625	1,625	1,625	19,471	(29)
Service Accounts Penalties	4,141	608	395	480	382	(101)	291	321	301	301	424	469	468	4,338	197
Tap/Inspection Fees	-	50	-	-	-	-	-	-	-	-	-	-	-	50	50
	<u>851,916</u>	<u>78,949</u>	<u>81,047</u>	<u>69,864</u>	<u>59,864</u>	<u>62,887</u>	<u>60,087</u>	<u>66,193</u>	<u>62,123</u>	<u>62,123</u>	<u>86,923</u>	<u>95,822</u>	<u>95,822</u>	<u>881,705</u>	<u>29,789</u>
Interest Income	12,000	447	365	357	309	236	1,000	1,000	1,000	1,000	1,000	1,000	1,000	8,715	(3,285)
Miscellaneous Income	-	-	-	-	7,695	-	-	-	-	-	-	-	-	7,695	7,695
Total Revenues	<u>1,269,106</u>	<u>79,552</u>	<u>91,563</u>	<u>312,545</u>	<u>209,189</u>	<u>77,376</u>	<u>61,087</u>	<u>67,193</u>	<u>63,123</u>	<u>63,123</u>	<u>87,923</u>	<u>96,822</u>	<u>96,822</u>	<u>1,306,318</u>	<u>37,212</u>
Expenditures:															
District Facilities -															
Water Purchases -															
Potable Water - PUA	227,846	19,981	26,985	17,532	15,688	16,758	15,268	17,393	15,976	15,976	24,478	27,311	27,313	240,658	(12,812)
Raw Water - LCRA	17,990	1,598	1,136	1,454	1,252	991	947	1,262	1,052	1,052	2,314	2,735	2,736	18,529	(539)
Reservation Fee - LCRA	29,290	2,441	2,441	2,441	2,441	2,441	2,441	2,441	2,441	2,441	2,441	2,440	2,440	29,289	1
Operations & Management	93,000	6,093	6,413	5,960	6,030	6,779	7,750	7,750	7,750	7,750	7,750	7,750	7,750	85,524	7,476
Repairs & Maint. - Water	36,000	4,085	468	2,745	966	4,329	3,000	3,000	3,000	3,000	3,000	3,000	3,000	33,592	2,408
Repairs & Maint. - WWTP	130,000	7,757	6,116	14,114	14,815	8,237	9,000	9,000	9,000	9,000	9,000	9,000	31,000	136,039	(6,039)
Repairs & Maint. - Lift Station	67,000	9,763	6,623	14,610	3,269	8,497	2,000	2,000	2,000	2,000	2,000	2,000	37,200	91,963	(24,963)
Repairs & Maint. - Drainage	30,000	-	314	-	-	408	-	-	-	-	-	-	29,700	30,423	(423)
Meter Replacement	2,400	30	30	1,425	1,498	2,431	200	200	200	200	200	200	200	6,815	(4,415)
Sludge Hauling	29,400	540	1,080	1,080	3,419	-	2,450	2,450	2,450	2,450	2,450	2,450	2,450	23,269	6,131
Lab Fees	33,000	2,700	2,105	363	1,902	2,010	2,750	2,750	2,750	2,750	2,750	2,750	2,750	28,331	4,669
Chemicals	15,000	540	833	-	-	3,479	1,250	1,250	1,250	1,250	1,250	1,250	1,250	13,602	1,398
Landscaping	66,200	9,709	6,032	5,180	3,169	2,930	5,100	5,100	5,100	5,100	5,100	5,100	10,100	67,720	(1,520)
Irrigation Expense	18,000	-	-	-	-	-	1,500	1,500	1,500	1,500	1,500	1,500	1,500	13,500	4,500
Utilities	48,000	4,907	2,721	2,365	4,013	2,924	4,000	4,000	4,000	4,000	4,000	4,000	4,000	44,930	3,070
Telephone	9,300	694	716	707	707	714	775	775	775	775	775	775	775	8,963	337
Permit Fees	2,750	1,250	992	-	-	50	-	-	-	-	-	-	500	2,792	(42)
Membrane Reserve	15,000	-	-	-	-	-	-	-	-	-	-	-	15,000	15,000	-
Capital Outlay-Pond Liner	1,000,000	2,984	4,245	3,025	3,104	4,275	-	-	-	-	-	-	982,350	999,983	17
Capital Outlay-Water Meters	30,000	2,409	-	-	-	-	-	-	-	-	-	-	27,600	30,009	(9)
Capital Outlay-Road Improvements	75,000	-	-	-	-	-	-	-	-	-	-	-	75,000	75,000	-
Capital Outlay-Control Panel (Pond)	50,000	-	-	-	-	-	-	-	-	-	-	-	50,000	50,000	-
Capital Outlay-Meter Vault	25,000	-	-	-	-	-	-	-	-	-	-	-	25,000	25,000	-
Subtotal-District Facilities	<u>2,050,176</u>	<u>77,481</u>	<u>69,251</u>	<u>73,001</u>	<u>62,273</u>	<u>67,253</u>	<u>58,431</u>	<u>60,871</u>	<u>59,244</u>	<u>59,244</u>	<u>69,008</u>	<u>72,261</u>	<u>1,342,614</u>	<u>2,070,932</u>	<u>(20,756)</u>
Administrative Services -															
Director Fees	13,608	1,292	1,453	1,453	969	1,130	1,134	1,134	1,134	1,134	1,134	1,134	1,134	14,236	(628)
Insurance	5,000	4,257	-	250	-	-	-	-	-	-	-	-	500	5,007	(7)
Tax Appraisal/Collection Fees	4,300	-	-	641	-	-	1,000	-	-	1,000	-	-	1,000	3,641	659
Public Notices	2,000	-	-	-	1,523	-	-	-	-	-	-	-	500	2,023	(23)
Website	4,000	250	200	200	200	200	250	250	250	250	250	250	1,250	3,800	200
Miscellaneous	3,000	183	183	368	192	197	250	250	250	250	250	250	250	2,873	127
Subtotal-Admin. Services	<u>31,908</u>	<u>5,982</u>	<u>1,836</u>	<u>2,912</u>	<u>2,883</u>	<u>1,527</u>	<u>2,634</u>	<u>1,634</u>	<u>1,634</u>	<u>1,634</u>	<u>1,634</u>	<u>1,634</u>	<u>4,634</u>	<u>31,579</u>	<u>329</u>
Professional Fees -															
Legal Fees	78,000	2,584	12,807	5,229	5,000	4,990	6,500	6,500	6,500	6,500	6,500	6,500	6,500	76,110	1,890
Accounting Fees	24,150	1,950	1,950	1,950	2,700	1,950	1,950	1,950	1,950	1,950	1,950	1,950	1,950	24,150	-
Engineering Fees	41,000	9,528	5,046	1,190	2,000	1,125	3,000	3,000	3,000	3,000	3,000	3,000	8,000	44,889	(3,889)
Audit Fees	11,000	-	-	-	8,500	2,750	-	-	-	-	-	-	-	11,250	(250)
Subtotal-Professional Fees	<u>154,150</u>	<u>14,061</u>	<u>19,803</u>	<u>8,369</u>	<u>18,200</u>	<u>10,815</u>	<u>11,450</u>	<u>11,450</u>	<u>11,450</u>	<u>11,450</u>	<u>11,450</u>	<u>11,450</u>	<u>16,450</u>	<u>156,399</u>	<u>(2,249)</u>
Total Expenditures	<u>2,236,234</u>	<u>97,525</u>	<u>90,890</u>	<u>84,283</u>	<u>83,356</u>	<u>79,595</u>	<u>72,515</u>	<u>73,955</u>	<u>72,328</u>	<u>73,328</u>	<u>82,092</u>	<u>85,345</u>	<u>1,363,698</u>	<u>2,258,911</u>	<u>(22,677)</u>
Excess/(Deficiency) of Revenues over Expenditures	<u>\$ (967,128)</u>	<u>\$ (17,973)</u>	<u>\$ 673</u>	<u>\$ 228,262</u>	<u>\$ 125,833</u>	<u>\$ (2,219)</u>	<u>\$ (11,428)</u>	<u>\$ (6,762)</u>	<u>\$ (9,205)</u>	<u>\$ (10,205)</u>	<u>\$ 5,831</u>	<u>\$ 11,477</u>	<u>\$ (1,266,876)</u>	<u>\$ (952,592)</u>	<u>\$ 14,536</u>

See Accountant's Report.

**Senna Hills Municipal Utility District
Cash Account Reconciliations
February 28, 2021**

	ABC Bank		<u>Total</u>
	<u>Operating</u>	<u>Bookkeeper's</u>	
Beginning Bank Balance 2/01/2021	\$ 99,035.60	\$ 116,548.98	\$ 215,584.58
Cleared Transactions			
Checks and Payments	(72,265.24)	(88,722.97)	(160,988.21)
Deposits and Credits	59,352.17	72,068.24	131,420.41
Total Cleared Transactions	<u>(12,913.07)</u>	<u>(16,654.73)</u>	<u>(29,567.80)</u>
Ending Bank Balance 2/28/2021	86,122.53	99,894.25	186,016.78
Deposits in Transit	139.47	-	139.47
Outstanding Checks			
5544 08/03/2020 Customer Refund	-	(34.85)	(34.85)
5615 10/14/2020 Customer Refund	-	(35.89)	(35.89)
5648 11/09/2020 Customer Refund	-	(1.29)	(1.29)
5726 02/08/2021 Customer Refund	-	(92.82)	(92.82)
5727 02/25/2021 City of Austin	-	(1,982.38)	(1,982.38)
5728 02/26/2021 Chet Palesko	-	(138.53)	(138.53)
5729 02/26/2021 Corey Newhouse	-	(138.53)	(138.53)
5730 02/26/2021 David Perl	-	(138.53)	(138.53)
5731 02/26/2021 Joe Szoo	-	(138.53)	(138.53)
5732 02/26/2021 Lisa S. McKenzie	-	(138.52)	(138.52)
5733 02/26/2021 Austin American-Statesman	-	(1,522.56)	(1,522.56)
5734 02/26/2021 Badger Meter	-	(30.00)	(30.00)
5735 02/26/2021 Bott & Douthitt, P.L.L.C.	-	(2,700.00)	(2,700.00)
5736 02/26/2021 Inframark, LLC	-	(28,450.65)	(28,450.65)
5737 02/26/2021 Murfee Engineering Company	-	(5,104.25)	(5,104.25)
5738 02/26/2021 Sheridan Environmental, LLC	-	(1,080.00)	(1,080.00)
5739 02/26/2021 Zane Furr	-	(2,930.00)	(2,930.00)
5740 02/26/2021 Willatt & Flickinger, PLLC	-	(5,081.10)	(5,081.10)
5741 02/26/2021 Hot Dog Marketing, LLC	-	(200.00)	(200.00)
5742 02/26/2021 Chet Palesko	-	(138.52)	(138.52)
5743 02/26/2021 David Perl	-	(138.52)	(138.52)
Register Balance as of 2/28/2021	<u>\$ 86,262.00</u>	<u>\$ 49,678.78</u>	<u>\$ 135,940.78</u>

See Accountants' Report.

Senna Hills M.U.D. - GF
A/P Aging Summary
As of February 28, 2021

	Current	1 - 30	31 - 60	61 - 90	> 90	TOTAL
Badger Meter	30.00	0.00	0.00	0.00	0.00	30.00
Bott & Douthitt, P.L.L.C.	1,950.00	0.00	0.00	0.00	0.00	1,950.00
City of Austin	638.63	0.00	0.00	0.00	0.00	638.63
Inframark, LLC	38,840.20	0.00	0.00	0.00	0.00	38,840.20
LCRA	3,431.45	0.00	0.00	0.00	0.00	3,431.45
McCall Gibson Swedlund Barfoot PLLC	2,750.00	0.00	0.00	0.00	0.00	2,750.00
Murfee Engineering Company	5,400.00	0.00	0.00	0.00	0.00	5,400.00
TCEQ	0.00	50.00	0.00	0.00	0.00	50.00
Time Warner Cable	115.11	0.00	0.00	0.00	0.00	115.11
West Travis County PUA	16,757.52	0.00	0.00	0.00	0.00	16,757.52
Willatt & Flickinger, PLLC	4,909.10	0.00	0.00	0.00	0.00	4,909.10
TOTAL	74,822.01	50.00	0.00	0.00	0.00	74,872.01

Senna Hills M.U.D. - GF Adjustments Journal

February 2021

Date	Num	Memo	Account	Debit	Credit
02/01/2021	10.9R	Reverse of GJE 10.9 -- Record accrued expense Record accrued expense	6550 · Lab Fees 2020 · Accrued Expense	2,700.00	2,700.00
				2,700.00	2,700.00
02/01/2021	1.8R	Record accrued expense Record accrued expense	6320 · Legal Fees 2020 · Accrued Expense	5,000.00	5,000.00
				5,000.00	5,000.00
02/28/2021	2.1	Record funds transfer Record funds transfer	1055 · Logic - Operating 1173 · Due from Debt Service	141,321.07	141,321.07
				141,321.07	141,321.07
02/28/2021	2.2	Record tax collections Record tax collections Record tax collections Record tax collections Record tax collections Record tax collections	1173 · Due from Debt Service 1410 · A/R - Property Taxes 2410 · Deferred Revenue 4320 · Property Tax 1173 · Due from Debt Service 4325 · Property Tax Penalty	14,105.76 14,105.76 14,105.76 146.67	14,105.76 14,105.76 146.67
				28,358.19	28,358.19
02/28/2021	2.3	Record B&C reports Record B&C reports Record B&C reports Record B&C reports Record B&C reports Record B&C reports Record B&C reports Record B&C reports Record B&C reports Record B&C reports Record B&C reports Record B&C reports Record B&C reports Record B&C reports Record B&C reports Record B&C reports	1150 · Accounts Receivable - Service 1150 · Accounts Receivable - Service 4330 · Service Account Penalties 4100 · Water Service Revenue 4200 · Sewer Service Revenue 4120 · Basic Service Revenue 2139 · TCEQ Liability 4250 · Drainage Revenue 2161 · Customer Deposits 4100 · Water Service Revenue 4100 · Water Service Revenue 4100 · Water Service Revenue 4200 · Sewer Service Revenue 2139 · TCEQ Liability	64,954.96 100.96 5.00 50.00	1,361.25 21,653.58 28,034.37 11,740.74 306.98 1,604.00 400.00
				65,111.32	65,111.32
02/28/2021	2.4	Record deposit adjustment Record deposit adjustment	2161 · Customer Deposits 4100 · Water Service Revenue	300.00	300.00
				300.00	300.00
02/28/2021	2.5	Record adjustment for deposits applied Record adjustment for deposits applied	4100 · Water Service Revenue 1150 · Accounts Receivable - Service	85.79	85.79
				85.79	85.79
TOTAL				<u>242,876.37</u>	<u>242,876.37</u>

Senna Hills M.U.D. - GF
General Ledger

As of February 28, 2021

Type	Date	Num	Source Name	Memo	Amount	Balance
1010 · Cash - Checking ABC Bank						99,951.52
Deposit	02/01/2021			Bankcard	592.31	100,543.83
Deposit	02/01/2021			Deposit Uscan	253.69	100,797.52
Deposit	02/01/2021			Echecks	109.32	100,906.84
Deposit	02/01/2021			Electronic LBX	534.94	101,441.78
Deposit	02/02/2021			Bankcard	266.29	101,708.07
Deposit	02/02/2021			Electronic LBX	1,448.32	103,156.39
Deposit	02/03/2021			Bankcard	124.40	103,280.79
Deposit	02/03/2021			Deposit Uscan	80.00	103,360.79
Deposit	02/03/2021			Echecks	129.42	103,490.21
Deposit	02/03/2021			Echecks	165.30	103,655.51
Deposit	02/03/2021			Electronic LBX	580.61	104,236.12
Deposit	02/04/2021			Bankcard	119.37	104,355.49
Deposit	02/04/2021			Electronic LBX	462.70	104,818.19
Deposit	02/05/2021			Electronic LBX	259.45	105,077.64
Deposit	02/06/2021			Bankcard	260.67	105,338.31
Deposit	02/08/2021			Deposit Uscan	177.06	105,515.37
Deposit	02/08/2021			Electronic LBX	667.02	106,182.39
Deposit	02/09/2021			Bankcard	272.36	106,454.75
Deposit	02/09/2021			Deposit Uscan	396.30	106,851.05
Deposit	02/09/2021			Electronic LBX	2,909.59	109,760.64
Deposit	02/10/2021			Electronic LBX	2,188.84	111,949.48
Deposit	02/11/2021			Bankcard	114.35	112,063.83
Deposit	02/11/2021			Deposit Uscan	1,689.99	113,753.82
Deposit	02/11/2021			Echecks	146.91	113,900.73
Deposit	02/11/2021			Electronic LBX	831.80	114,732.53
Deposit	02/12/2021			Deposit Uscan	513.14	115,245.67
Deposit	02/12/2021			Echecks	124.40	115,370.07
Deposit	02/12/2021			Electronic LBX	2,804.10	118,174.17
Deposit	02/13/2021			Echecks	136.86	118,311.03
Deposit	02/14/2021			Echecks	104.30	118,415.33
Deposit	02/15/2021			Bankcard	685.43	119,100.76
Deposit	02/16/2021			Echecks	277.91	119,378.67
Deposit	02/16/2021			Electronic LBX	1,249.38	120,628.05
Deposit	02/17/2021			Bankcard	139.47	120,767.52
Deposit	02/17/2021			Echecks	193.54	120,961.06
Deposit	02/17/2021			Electronic LBX	2,297.48	123,258.54
Deposit	02/18/2021			Bankcard	31.58	123,290.12
Deposit	02/18/2021			Echecks	129.42	123,419.54
Deposit	02/18/2021			Electronic LBX	948.32	124,367.86
Deposit	02/19/2021			Bankcard	240.68	124,608.54
Deposit	02/19/2021			Echecks	146.91	124,755.45
Deposit	02/19/2021			Echecks	104.30	124,859.75
Deposit	02/19/2021			Echecks - ACH	24,411.16	149,270.91
Deposit	02/19/2021			Electronic LBX	1,558.59	150,829.50
Deposit	02/20/2021			Bankcard	4,657.98	155,487.48
Deposit	02/20/2021			Echecks	149.52	155,637.00
Deposit	02/22/2021			Deposit Uscan	607.75	156,244.75
Deposit	02/23/2021			Bankcard	289.27	156,534.02
Deposit	02/23/2021			Deposit Uscan	440.93	156,974.95
Deposit	02/23/2021			Echecks	147.83	157,122.78
Deposit	02/23/2021			Electronic LBX	360.94	157,483.72
Deposit	02/24/2021			Electronic LBX	156.96	157,640.68
Deposit	02/25/2021			Deposit Uscan	644.39	158,285.07
Deposit	02/25/2021			Electronic LBX	102.70	158,387.77
Transfer	02/26/2021			Funds Transfer	(24,000.00)	134,387.77
Transfer	02/26/2021			Funds Transfer	(48,068.24)	86,319.53
Deposit	02/26/2021			Deposit Uscan	139.47	86,459.00
Check	02/28/2021			Service Charge	(197.00)	86,262.00
Total 1010 · Cash - Checking ABC Bank					(13,689.52)	86,262.00
1011 · Cash - ABC Bookkeeper's Account						48,984.69
Bill Pmt -Ch...	02/01/2021	5719	Time Warner Cable	Internet - January 2021	(115.11)	48,869.58
Bill Pmt -Ch...	02/01/2021	5720	Waste Management of Texas, Inc.	Garbage Service - February 2021	(303.40)	48,566.18
Bill Pmt -Ch...	02/08/2021	5721	A T & T	Telephone - February 2021	(598.96)	47,967.22
Bill Pmt -Ch...	02/08/2021	5722	City of Austin		(711.46)	47,255.76
Bill Pmt -Ch...	02/08/2021	5723	LCRA	Raw Water - January 2021	(3,692.53)	43,563.23
Bill Pmt -Ch...	02/08/2021	5724	West Travis County PUA	Potable Water - January 2021	(15,687.86)	27,875.37
Bill Pmt -Ch...	02/08/2021	5725		Customer Refund	(121.39)	27,753.98
Bill Pmt -Ch...	02/08/2021	5726		Customer Refund	(92.82)	27,661.16
Bill Pmt -Ch...	02/25/2021	5727	City of Austin		(1,982.38)	25,678.78
Paycheck	02/26/2021	5728	Chet Palesko		(138.53)	25,540.25
Paycheck	02/26/2021	5729	Corey Newhouse		(138.53)	25,401.72
Paycheck	02/26/2021	5730	David Perl		(138.53)	25,263.19
Paycheck	02/26/2021	5731	Joe Szoo		(138.53)	25,124.66
Paycheck	02/26/2021	5732	Lisa S. McKenzie		(138.52)	24,986.14
Bill Pmt -Ch...	02/26/2021	5733	Austin American-Statesman	I00616720-01072021/I00616720-010...	(1,522.56)	23,463.58
Bill Pmt -Ch...	02/26/2021	5734	Badger Meter	Orion Cellular Lte Service Unit	(30.00)	23,433.58
Bill Pmt -Ch...	02/26/2021	5735	Bott & Douthitt, P.L.L.C.	Accounting Fees - January 2021	(2,700.00)	20,733.58
Bill Pmt -Ch...	02/26/2021	5736	Inframark, LLC		(28,450.65)	(7,717.07)
Bill Pmt -Ch...	02/26/2021	5737	Murfee Engineering Company		(5,104.25)	(12,821.32)
Bill Pmt -Ch...	02/26/2021	5738	Sheridan Environmental, LLC	Sludge Hauling - January 2021	(1,080.00)	(13,901.32)
Bill Pmt -Ch...	02/26/2021	5739	Zane Furr	Landscape Maintenance - February 2021	(2,930.00)	(16,831.32)
Bill Pmt -Ch...	02/26/2021	5740	Willatt & Flickinger, PLLC	Legal Fees - January 2021	(5,081.10)	(21,912.42)
Bill Pmt -Ch...	02/26/2021	5741	Hot Dog Marketing, LLC	Monthly Hosting and Maintenance	(200.00)	(22,112.42)
Paycheck	02/26/2021	5742	Chet Palesko	Director Fees - February 25, 2021	(138.52)	(22,250.94)
Paycheck	02/26/2021	5743	David Perl	Director Fees - February 25, 2021	(138.52)	(22,389.46)
Transfer	02/26/2021			Funds Transfer	24,000.00	1,610.54

See Accountants' Report.

Senna Hills M.U.D. - GF
General Ledger

As of February 28, 2021

Type	Date	Num	Source Name	Memo	Amount	Balance
Transfer	02/26/2021			Funds Transfer	48,068.24	49,678.78
Total 1011 · Cash - ABC Bookkeeper's Account					694.09	49,678.78
1055 · Logic - Operating						3,046,320.65
General Jour...	02/28/2021	2.1		Record funds transfer	141,321.07	3,187,641.72
Deposit	02/28/2021			Interest	236.39	3,187,878.11
Total 1055 · Logic - Operating					141,557.46	3,187,878.11
1150 · Accounts Receivable - Service						59,260.45
Deposit	02/01/2021			Bankcard	(592.31)	58,668.14
Deposit	02/01/2021			Deposit Uscan	(253.69)	58,414.45
Deposit	02/01/2021			Echecks	(109.32)	58,305.13
Deposit	02/01/2021			Electronic LBX	(534.94)	57,770.19
Deposit	02/02/2021			Bankcard	(266.29)	57,503.90
Deposit	02/02/2021			Electronic LBX	(1,448.32)	56,055.58
Deposit	02/03/2021			Bankcard	(124.40)	55,931.18
Deposit	02/03/2021			Deposit Uscan	(80.00)	55,851.18
Deposit	02/03/2021			Echecks	(129.42)	55,721.76
Deposit	02/03/2021			Echecks	(165.30)	55,556.46
Deposit	02/03/2021			Electronic LBX	(580.61)	54,975.85
Deposit	02/04/2021			Bankcard	(119.37)	54,856.48
Deposit	02/04/2021			Electronic LBX	(462.70)	54,393.78
Deposit	02/05/2021			Electronic LBX	(259.45)	54,134.33
Deposit	02/06/2021			Bankcard	(260.67)	53,873.66
Deposit	02/08/2021			Deposit Uscan	(177.06)	53,696.60
Deposit	02/08/2021			Electronic LBX	(667.02)	53,029.58
Deposit	02/09/2021			Bankcard	(272.36)	52,757.22
Deposit	02/09/2021			Deposit Uscan	(396.30)	52,360.92
Deposit	02/09/2021			Electronic LBX	(2,909.59)	49,451.33
Deposit	02/10/2021			Electronic LBX	(2,188.84)	47,262.49
Deposit	02/11/2021			Bankcard	(114.35)	47,148.14
Deposit	02/11/2021			Deposit Uscan	(1,689.99)	45,458.15
Deposit	02/11/2021			Echecks	(146.91)	45,311.24
Deposit	02/11/2021			Electronic LBX	(831.80)	44,479.44
Deposit	02/12/2021			Deposit Uscan	(513.14)	43,966.30
Deposit	02/12/2021			Echecks	(124.40)	43,841.90
Deposit	02/12/2021			Electronic LBX	(2,804.10)	41,037.80
Deposit	02/13/2021			Echecks	(136.86)	40,900.94
Deposit	02/14/2021			Echecks	(104.30)	40,796.64
Deposit	02/15/2021			Bankcard	(685.43)	40,111.21
Deposit	02/16/2021			Echecks	(277.91)	39,833.30
Deposit	02/16/2021			Electronic LBX	(1,249.38)	38,583.92
Deposit	02/17/2021			Bankcard	(139.47)	38,444.45
Deposit	02/17/2021			Echecks	(193.54)	38,250.91
Deposit	02/17/2021			Electronic LBX	(2,297.48)	35,953.43
Deposit	02/18/2021			Bankcard	(31.58)	35,921.85
Deposit	02/18/2021			Echecks	(129.42)	35,792.43
Deposit	02/18/2021			Electronic LBX	(948.32)	34,844.11
Deposit	02/19/2021			Bankcard	(240.68)	34,603.43
Deposit	02/19/2021			Echecks	(146.91)	34,456.52
Deposit	02/19/2021			Echecks	(104.30)	34,352.22
Deposit	02/19/2021			Echecks - ACH	(24,411.16)	9,941.06
Deposit	02/19/2021			Electronic LBX	(1,558.59)	8,382.47
Deposit	02/20/2021			Bankcard	(4,657.98)	3,724.49
Deposit	02/20/2021			Echecks	(149.52)	3,574.97
Deposit	02/22/2021			Deposit Uscan	(607.75)	2,967.22
Deposit	02/23/2021			Bankcard	(289.27)	2,677.95
Deposit	02/23/2021			Deposit Uscan	(440.93)	2,237.02
Deposit	02/23/2021			Echecks	(147.83)	2,089.19
Deposit	02/23/2021			Electronic LBX	(360.94)	1,728.25
Deposit	02/24/2021			Electronic LBX	(156.96)	1,571.29
Deposit	02/25/2021			Deposit Uscan	(644.39)	926.90
Deposit	02/25/2021			Electronic LBX	(102.70)	824.20
Deposit	02/26/2021			Deposit Uscan	(139.47)	684.73
General Jour...	02/28/2021	2.3		Record B&C reports	64,954.96	65,639.69
General Jour...	02/28/2021	2.3		Record B&C reports	(1,361.25)	64,278.44
General Jour...	02/28/2021	2.5		Record adjustment for deposits applied	(85.79)	64,192.65
Total 1150 · Accounts Receivable - Service					4,932.20	64,192.65
1301 · Allowance for Doubtful Accounts						(1,000.00)
Total 1301 · Allowance for Doubtful Accounts						(1,000.00)
1220 · Accrued Service Revenue						34,165.52
Total 1220 · Accrued Service Revenue						34,165.52
1410 · A/R - Property Taxes						19,284.59
General Jour...	02/28/2021	2.2		Record tax collections	(14,105.76)	5,178.83
Total 1410 · A/R - Property Taxes					(14,105.76)	5,178.83
1173 · Due from Debt Service						141,321.07
General Jour...	02/28/2021	2.1		Record funds transfer	(141,321.07)	0.00
General Jour...	02/28/2021	2.2		Record tax collections	14,252.43	14,252.43
Total 1173 · Due from Debt Service					(127,068.64)	14,252.43
2000 · Accounts Payable						(59,094.42)
Bill	02/01/2021	0108634-216...	Waste Management of Texas, Inc.	Garbage Service - February 2021	(303.40)	(59,397.82)
Bill Pmt -Ch...	02/01/2021	5719	Time Warner Cable	Internet - January 2021	115.11	(59,282.71)

See Accountants' Report.

Senna Hills M.U.D. - GF
General Ledger

As of February 28, 2021

Type	Date	Num	Source Name	Memo	Amount	Balance
Bill Pmt -Ch...	02/01/2021	5720	Waste Management of Texas, Inc.	Garbage Service - February 2021	303.40	(58,979.31)
Bill	02/01/2021	512A8560574...	A T & T	Telephone - February 2021	(598.96)	(59,578.27)
Bill	02/01/2021	ZF 2021-2	Zane Furr	Landscape Maintenance - February 2021	(2,930.00)	(62,508.27)
Bill	02/01/2021	January 2021	Willatt & Flickinger, PLLC	Legal Fees - January 2021	(5,081.10)	(67,589.37)
Bill	02/01/2021	656940588310	City of Austin	Utilities - January 2021	(1,770.48)	(69,359.85)
Bill	02/01/2021	205822799126	City of Austin	Utilities - January 2021	(113.07)	(69,472.92)
Bill	02/01/2021	014568782111	City of Austin	Utilities - January 2021	(98.83)	(69,571.75)
Bill	02/01/2021	T2E0003189	TCEQ	TXT2 #101606 - Tier2 Publ Emp Fee F...	(50.00)	(69,621.75)
Bill	02/03/2021	736-00038-04	██████████	Customer Refund	(92.82)	(69,714.57)
Bill	02/03/2021	736-00203-05	██████████	Customer Refund	(121.39)	(69,835.96)
Bill Pmt -Ch...	02/08/2021	5721	A T & T	Telephone - February 2021	598.96	(69,237.00)
Bill Pmt -Ch...	02/08/2021	5722	City of Austin		711.46	(68,525.54)
Bill Pmt -Ch...	02/08/2021	5723	LCRA	Raw Water - January 2021	3,692.53	(64,833.01)
Bill Pmt -Ch...	02/08/2021	5724	West Travis County PUA	Potable Water - January 2021	15,687.86	(49,145.15)
Bill Pmt -Ch...	02/08/2021	5725	██████████	Customer Refund	121.39	(49,023.76)
Bill Pmt -Ch...	02/08/2021	5726	██████████	Customer Refund	92.82	(48,930.94)
Bill	02/25/2021	7943c	Hot Dog Marketing, LLC	Monthly Hosting and Maintenance	(200.00)	(49,130.94)
Bill Pmt -Ch...	02/25/2021	5727	City of Austin		1,982.38	(47,148.56)
Bill Pmt -Ch...	02/26/2021	5733	Austin American-Statesman	I00616720-01072021/I00616720-010...	1,522.56	(45,626.00)
Bill Pmt -Ch...	02/26/2021	5734	Badger Meter	Orion Cellular Lte Service Unit	30.00	(45,596.00)
Bill Pmt -Ch...	02/26/2021	5735	Bott & Douthitt, P.L.L.C.	Accounting Fees - January 2021	2,700.00	(42,896.00)
Bill Pmt -Ch...	02/26/2021	5736	Inframark, LLC		28,450.65	(14,445.35)
Bill Pmt -Ch...	02/26/2021	5737	Murfee Engineering Company		5,104.25	(9,341.10)
Bill Pmt -Ch...	02/26/2021	5738	Sheridan Environmental, LLC	Sludge Hauling - January 2021	1,080.00	(8,261.10)
Bill Pmt -Ch...	02/26/2021	5739	Zane Furr	Landscape Maintenance - February 2021	2,930.00	(5,331.10)
Bill Pmt -Ch...	02/26/2021	5740	Willatt & Flickinger, PLLC	Legal Fees - January 2021	5,081.10	(250.00)
Bill Pmt -Ch...	02/26/2021	5741	Hot Dog Marketing, LLC	Monthly Hosting and Maintenance	200.00	(50.00)
Bill	02/26/2021	Audit Fees	McCall Gibson Swedlund Barfoot ...	Audit Fees	(2,750.00)	(2,800.00)
Bill	02/28/2021	10082	Bott & Douthitt, P.L.L.C.	Accounting Fees - February 2021	(1,950.00)	(4,750.00)
Bill	02/28/2021	01433770220...	Time Warner Cable	Internet - February 2021	(115.11)	(4,865.11)
Bill	02/28/2021	22869-Feb 20...	LCRA	Raw Water - February 2021	(3,431.45)	(8,296.56)
Bill	02/28/2021	359536828182	City of Austin	Utilities - February 2021	(108.29)	(8,404.85)
Bill	02/28/2021	353576278266	City of Austin	Utilities - February 2021	(124.45)	(8,529.30)
Bill	02/28/2021	606141144233	City of Austin	Utilities - February 2021	(146.59)	(8,675.89)
Bill	02/28/2021	462482058258	City of Austin	Utilities - February 2021	(65.86)	(8,741.75)
Bill	02/28/2021	612024075839	City of Austin	Utilities - February 2021	(193.44)	(8,935.19)
Bill	02/28/2021	07152300001...	West Travis County PUA	Potable Water - February 2021	(16,757.52)	(25,692.71)
Bill	02/28/2021	80069112	Badger Meter	Orion Cellular Lte Service Unit	(30.00)	(25,722.71)
Bill	02/28/2021	44058	Murfee Engineering Company	Engineering Fees - February 2021 (Ta...	(125.00)	(25,847.71)
Bill	02/28/2021	44056	Murfee Engineering Company	Engineering Fees - February 2021 (Ta...	(1,000.00)	(26,847.71)
Bill	02/28/2021	44057	Murfee Engineering Company	Engineering Fees - February 2021 (Ta...	(4,275.00)	(31,122.71)
Bill	02/28/2021	February 2021	Willatt & Flickinger, PLLC	Legal Fees - February 2021	(4,909.10)	(36,031.81)
Bill	02/28/2021	1132307	Inframark, LLC	Maintenance - February 2021	(32,491.67)	(68,523.48)
Bill	02/28/2021	61199	Inframark, LLC	Operations - February 2021	(6,348.53)	(74,872.01)
Total 2000 · Accounts Payable					(15,777.59)	(74,872.01)
2020 · Accrued Expense						(22,296.45)
General Jour...	02/01/2021	10.9R		Record accrued expense	2,700.00	(19,596.45)
General Jour...	02/01/2021	1.8R		Record accrued expense	5,000.00	(14,596.45)
Total 2020 · Accrued Expense					7,700.00	(14,596.45)
2139 · TCEQ Liability						(289.00)
General Jour...	02/28/2021	2.3		Record B&C reports	(306.98)	(595.98)
General Jour...	02/28/2021	2.3		Record B&C reports	0.40	(595.58)
Total 2139 · TCEQ Liability					(306.58)	(595.58)
2161 · Customer Deposits						(53,404.30)
General Jour...	02/28/2021	2.3		Record B&C reports	(400.00)	(53,804.30)
General Jour...	02/28/2021	2.4		Record deposit adjustment	300.00	(53,504.30)
Total 2161 · Customer Deposits					(100.00)	(53,504.30)
2005 · Unclaimed Property						(789.08)
Total 2005 · Unclaimed Property						(789.08)
2400 · Payroll Liabilities						(137.74)
Paycheck	02/26/2021	5728	Chet Palesko		0.00	(137.74)
Paycheck	02/26/2021	5728	Chet Palesko		(22.94)	(160.68)
Paycheck	02/26/2021	5729	Corey Newhouse		0.00	(160.68)
Paycheck	02/26/2021	5729	Corey Newhouse		(22.94)	(183.62)
Paycheck	02/26/2021	5730	David Perl		0.00	(183.62)
Paycheck	02/26/2021	5730	David Perl		(22.94)	(206.56)
Paycheck	02/26/2021	5731	Joe Szoo		0.00	(206.56)
Paycheck	02/26/2021	5731	Joe Szoo		(22.94)	(229.50)
Paycheck	02/26/2021	5732	Lisa S. McKenzie		0.00	(229.50)
Paycheck	02/26/2021	5732	Lisa S. McKenzie		(22.96)	(252.46)
Paycheck	02/26/2021	5742	Chet Palesko	Director Fees - February 25, 2021	0.00	(252.46)
Paycheck	02/26/2021	5742	Chet Palesko	Director Fees - February 25, 2021	(22.96)	(275.42)
Paycheck	02/26/2021	5743	David Perl	Director Fees - February 25, 2021	0.00	(275.42)
Paycheck	02/26/2021	5743	David Perl	Director Fees - February 25, 2021	(22.96)	(298.38)
Total 2400 · Payroll Liabilities					(160.64)	(298.38)
2410 · Deferred Revenue						(19,284.59)
General Jour...	02/28/2021	2.2		Record tax collections	14,105.76	(5,178.83)
Total 2410 · Deferred Revenue					14,105.76	(5,178.83)
3200 · Retained Earnings						(2956197.92)

See Accountants' Report.

Senna Hills M.U.D. - GF
General Ledger

As of February 28, 2021

Type	Date	Num	Source Name	Memo	Amount	Balance
Total 3200 · Retained Earnings						(2956197.92)
Property Tax Revenue						(393,951.57)
4320 · Property Tax					(393,678.40)	
General Jour...	02/28/2021	2.2		Record tax collections	(14,105.76)	(407,784.16)
Total 4320 · Property Tax						(14,105.76) (407,784.16)
4325 · Property Tax Penalty					(273.17)	
General Jour...	02/28/2021	2.2		Record tax collections	(146.67)	(419.84)
Total 4325 · Property Tax Penalty						(146.67) (419.84)
Total Property Tax Revenue						(14,252.43) (408,204.00)
Service Revenue						(289,724.53)
4120 · Basic Service Revenue					(47,417.19)	
General Jour...	02/28/2021	2.3		Record B&C reports	(11,740.74)	(59,157.93)
Total 4120 · Basic Service Revenue						(11,740.74) (59,157.93)
4100 · Water Service Revenue						(115,687.37)
Bill	02/03/2021	736-00038-04		Customer Refund	92.82	(115,594.55)
Bill	02/03/2021	736-00203-05		Customer Refund	121.39	(115,473.16)
General Jour...	02/28/2021	2.3		Record B&C reports	(21,663.58)	(137,136.74)
General Jour...	02/28/2021	2.3		Record B&C reports	55.00	(137,081.74)
General Jour...	02/28/2021	2.4		Record deposit adjustment	(300.00)	(137,381.74)
General Jour...	02/28/2021	2.5		Record adjustment for deposits applied	85.79	(137,295.95)
Total 4100 · Water Service Revenue						(21,608.58) (137,295.95)
4200 · Sewer Service Revenue						(118,213.82)
General Jour...	02/28/2021	2.3		Record B&C reports	(28,034.77)	(146,248.59)
Total 4200 · Sewer Service Revenue						(28,034.77) (146,248.59)
4250 · Drainage Revenue						(6,492.00)
General Jour...	02/28/2021	2.3		Record B&C reports	(1,604.00)	(8,096.00)
Total 4250 · Drainage Revenue						(1,604.00) (8,096.00)
4330 · Service Account Penalties						(1,864.15)
General Jour...	02/28/2021	2.3		Record B&C reports	100.96	(1,763.19)
Total 4330 · Service Account Penalties						100.96 (1,763.19)
4400 · Water Tap and Inspection Fees						(50.00)
Total 4400 · Water Tap and Inspection Fees						(50.00)
Total Service Revenue						(62,887.13) (352,611.66)
Other Income						(9,173.38)
5391 · Interest Earned on Temp. Invest					(1,478.38)	
Deposit	02/28/2021			Interest	(236.39)	(1,714.77)
Total 5391 · Interest Earned on Temp. Invest						(236.39) (1,714.77)
4800 · Miscellaneous Income						(7,695.00)
Total 4800 · Miscellaneous Income						(7,695.00)
Total Other Income						(236.39) (9,409.77)
District Facilities						282,006.38
Water Purchase						95,388.86
6200 · Potable Water - PUA					80,185.16	
Bill	02/28/2021	07152300001...	West Travis County PUA	Potable Water - February 2021	16,757.52	96,942.68
Total 6200 · Potable Water - PUA						16,757.52 96,942.68
6203 · Raw Water - LCRA						5,440.38
Bill	02/28/2021	22869-Feb 20...	LCRA	Raw Water - February 2021	990.62	6,431.00
Total 6203 · Raw Water - LCRA						990.62 6,431.00
6201 · Bulk Water - LCRA						9,763.32
Bill	02/28/2021	22869-Feb 20...	LCRA	Raw Water - February 2021	2,440.83	12,204.15
Total 6201 · Bulk Water - LCRA						2,440.83 12,204.15
Total Water Purchase						20,188.97 115,577.83
6000 · Operations & Management						24,495.08
Bill	02/28/2021	1132307	Inframark, LLC	Maintenance - February 2021	430.37	24,925.45
Bill	02/28/2021	61199	Inframark, LLC	Operations - February 2021	6,348.53	31,273.98
Total 6000 · Operations & Management						6,778.90 31,273.98
6250 · Repairs & Maintenance - Water						8,145.38
Bill	02/28/2021	1132307	Inframark, LLC	Maintenance - February 2021	4,328.62	12,474.00
Total 6250 · Repairs & Maintenance - Water						4,328.62 12,474.00
6300 · Repairs & Maintenance - Sewer						2,638.78
Bill	02/28/2021	1132307	Inframark, LLC	Maintenance - February 2021	2,446.39	5,085.17

See Accountants' Report.

Senna Hills M.U.D. - GF
General Ledger

As of February 28, 2021

Type	Date	Num	Source Name	Memo	Amount	Balance
Total 6300 · Repairs & Maintenance - Sewer					2,446.39	5,085.17
6325 · Repairs & Maintenance - WWTP						40,163.60
Bill	02/28/2021	1132307	Inframark, LLC	Maintenance - February 2021	5,790.72	45,954.32
Total 6325 · Repairs & Maintenance - WWTP					5,790.72	45,954.32
6350 · Repairs & Maintenance - L/S						34,266.05
Bill	02/28/2021	1132307	Inframark, LLC	Maintenance - February 2021	8,496.57	42,762.62
Total 6350 · Repairs & Maintenance - L/S					8,496.57	42,762.62
6351 · Repairs & Maintenance-Drainage						314.37
Bill	02/28/2021	1132307	Inframark, LLC	Maintenance - January 2021	408.44	722.81
Total 6351 · Repairs & Maintenance-Drainage					408.44	722.81
6358 · Meter Replacement						2,983.51
Bill	02/28/2021	80069112	Badger Meter	Orion Cellular Lte Service Unit	30.00	3,013.51
Bill	02/28/2021	1132307	Inframark, LLC	Maintenance - February 2021	2,401.41	5,414.92
Total 6358 · Meter Replacement					2,431.41	5,414.92
6355 · Inspection Expense						118.28
Total 6355 · Inspection Expense						118.28
6600 · Sludge Hauling						6,118.88
Total 6600 · Sludge Hauling						6,118.88
6550 · Lab Fees						7,070.96
General Jour...	02/01/2021	10.9R		Reverse of GJE 10.9 -- Record accrued...	(2,700.00)	4,370.96
Bill	02/28/2021	1132307	Inframark, LLC	Maintenance - February 2021	4,709.78	9,080.74
Total 6550 · Lab Fees					2,009.78	9,080.74
6360 · Chemicals						1,373.05
Bill	02/28/2021	1132307	Inframark, LLC	Maintenance - February 2021	3,479.37	4,852.42
Total 6360 · Chemicals					3,479.37	4,852.42
6725 · Landscaping						24,089.50
Bill	02/01/2021	ZF 2021-2	Zane Furr	Landscape Maintenance - February 2021	2,930.00	27,019.50
Total 6725 · Landscaping					2,930.00	27,019.50
6100 · Utilities						14,005.78
Bill	02/01/2021	0108634-216...	Waste Management of Texas, Inc.	Garbage Service - February 2021	303.40	14,309.18
Bill	02/01/2021	656940588310	City of Austin	Utilities - January 2021	1,770.48	16,079.66
Bill	02/01/2021	205822799126	City of Austin	Utilities - January 2021	113.07	16,192.73
Bill	02/01/2021	014568782111	City of Austin	Utilities - January 2021	98.83	16,291.56
Bill	02/28/2021	359536828182	City of Austin	Utilities - February 2021	108.29	16,399.85
Bill	02/28/2021	353576278266	City of Austin	Utilities - February 2021	124.45	16,524.30
Bill	02/28/2021	606141144233	City of Austin	Utilities - February 2021	146.59	16,670.89
Bill	02/28/2021	462482058258	City of Austin	Utilities - February 2021	65.86	16,736.75
Bill	02/28/2021	612024075839	City of Austin	Utilities - February 2021	193.44	16,930.19
Total 6100 · Utilities					2,924.41	16,930.19
6125 · Telephone/Internet						2,824.38
Bill	02/01/2021	512A8560574...	A T & T	Telephone - February 2021	598.96	3,423.34
Bill	02/28/2021	01433770220...	Time Warner Cable	Internet - February 2021	115.11	3,538.45
Total 6125 · Telephone/Internet					714.07	3,538.45
6140 · Permit Fees						2,242.25
Bill	02/01/2021	T2E0003189	TCEQ	TXT2 #101606 - Tier2 Publ Emp Fee F...	50.00	2,292.25
Total 6140 · Permit Fees					50.00	2,292.25
7006 · Capital Outlay-Pond Liner						13,358.33
Bill	02/28/2021	44057	Murfee Engineering Company	Engineering Fees - February 2021 (Ta...	4,275.00	17,633.33
Total 7006 · Capital Outlay-Pond Liner					4,275.00	17,633.33
7025 · Capital Outlay - Water Meters						2,409.34
Total 7025 · Capital Outlay - Water Meters						2,409.34
Total District Facilities					67,252.65	349,259.03
Administrative Services						13,614.14
6410 · Director Fees						5,167.22
Paycheck	02/26/2021	5728	Chet Palesko		161.47	5,328.69
Paycheck	02/26/2021	5729	Corey Newhouse		161.47	5,490.16
Paycheck	02/26/2021	5730	David Perl		161.47	5,651.63
Paycheck	02/26/2021	5731	Joe Szoo		161.47	5,813.10
Paycheck	02/26/2021	5732	Lisa S. McKenzie		161.48	5,974.58
Paycheck	02/26/2021	5742	Chet Palesko	Director Fees - February 25, 2021	161.48	6,136.06
Paycheck	02/26/2021	5743	David Perl	Director Fees - February 25, 2021	161.48	6,297.54
Total 6410 · Director Fees					1,130.32	6,297.54
6420 · Insurance						4,507.32
Total 6420 · Insurance						4,507.32
6400 · Tax Assessor/Collector Fees						641.33

See Accountants' Report.

Senna Hills M.U.D. - GF
General Ledger

As of February 28, 2021

Type	Date	Num	Source Name	Memo	Amount	Balance
Total 6400 · Tax Assessor/Collector Fees						641.33
6950 · Public Notices						1,522.56
Total 6950 · Public Notices						1,522.56
6980 · Website						850.00
Bill	02/25/2021	7943c	Hot Dog Marketing, LLC	Monthly Hosting and Maintenance	200.00	1,050.00
Total 6980 · Website						200.00
6999 · Miscellaneous Expense						925.71
Check	02/28/2021			Service Charge	197.00	1,122.71
Total 6999 · Miscellaneous Expense						197.00
Total Administrative Services						1,527.32
Professional Fees						60,433.97
6320 · Legal Fees						25,620.00
General Jour...	02/01/2021	1.8R		Record accrued expense	(5,000.00)	20,620.00
Bill	02/01/2021	January 2021	Willatt & Flickinger, PLLC	Legal Fees - January 2021	5,081.10	25,701.10
Bill	02/28/2021	February 2021	Willatt & Flickinger, PLLC	Legal Fees - February 2021	4,909.10	30,610.20
Total 6320 · Legal Fees						4,990.20
6330 · Accounting Fees						8,550.00
Bill	02/28/2021	10082	Bott & Douthitt, P.L.L.C.	Accounting Fees - February 2021	1,950.00	10,500.00
Total 6330 · Accounting Fees						1,950.00
6850 · Engineering Fees						17,763.97
Bill	02/28/2021	44058	Murfee Engineering Company	Engineering Fees - February 2021 (Ta...	125.00	17,888.97
Bill	02/28/2021	44056	Murfee Engineering Company	Engineering Fees - February 2021 (Ta...	1,000.00	18,888.97
Total 6850 · Engineering Fees						1,125.00
6340 · Audit Fees						8,500.00
Bill	02/26/2021	Audit Fees	McCall Gibson Swedlund Barfoot ...	SR2020 Refunding Expense	2,750.00	11,250.00
Total 6340 · Audit Fees						2,750.00
Total Professional Fees						10,815.20
TOTAL						0.00

Debt Service Fund

**Senna Hills M.U.D.
Debt Service Schedule**

2.00% - 4.00%

Due Date	Series 2010		Series 2014 Refunding		Series 2016		Series 2020		Total	
	Principal	Interest	Principal	Interest	Principal	Interest	Principal	Interest	Principal	Interest
2/15/2020	-	68,969	-	98,178	-	17,859	-	-	-	185,006
8/15/2020	415,000	7,003	210,000	98,178	45,000	17,859	-	-	670,000	123,041
FY 2020	415,000	75,972	210,000	196,356	45,000	35,719	-	-	670,000	308,047
2/15/2021	-	-	-	95,816	-	17,184	-	63,342	-	176,342
8/15/2021	-	-	210,000	95,816	45,000	17,184	430,000	50,900	685,000	163,900
FY 2021	-	-	210,000	191,631	45,000	34,369	430,000	114,242	685,000	340,242
2/15/2022	-	-	-	93,059	-	16,509	-	42,300	-	151,869
8/15/2022	-	-	210,000	93,059	50,000	16,509	460,000	42,300	720,000	151,869
FY 2022	-	-	210,000	186,119	50,000	33,019	460,000	84,600	720,000	303,738
2/15/2023	-	-	-	90,172	-	15,759	-	33,100	-	139,031
8/15/2023	-	-	220,000	90,172	50,000	15,759	475,000	33,100	745,000	139,031
FY 2023	-	-	220,000	180,344	50,000	31,519	475,000	66,200	745,000	278,063
2/15/2024	-	-	-	86,872	-	15,009	-	23,600	-	125,481
8/15/2024	-	-	225,000	86,872	50,000	15,009	415,000	23,600	690,000	125,481
FY 2024	-	-	225,000	173,744	50,000	30,019	415,000	47,200	690,000	250,963
2/15/2025	-	-	-	83,356	-	14,197	-	15,300	-	112,853
8/15/2025	-	-	515,000	83,356	55,000	14,197	145,000	15,300	715,000	112,853
FY 2025	-	-	515,000	166,713	55,000	28,394	145,000	30,600	715,000	225,706
2/15/2026	-	-	-	74,988	-	13,269	-	12,400	-	100,656
8/15/2026	-	-	545,000	74,988	55,000	13,269	140,000	12,400	740,000	100,656
FY 2026	-	-	545,000	149,975	55,000	26,538	140,000	24,800	740,000	203,313
2/15/2027	-	-	-	66,131	-	12,306	-	10,650	-	89,088
8/15/2027	-	-	570,000	66,131	55,000	12,306	140,000	10,650	765,000	89,088
FY 2027	-	-	570,000	132,263	55,000	24,613	140,000	21,300	765,000	178,175
2/15/2028	-	-	-	56,156	-	11,413	-	9,250	-	76,819
8/15/2028	-	-	610,000	56,156	60,000	11,413	120,000	9,250	790,000	76,819
FY 2028	-	-	610,000	112,313	60,000	22,825	120,000	18,500	790,000	153,638
2/15/2029	-	-	-	45,100	-	10,438	-	8,050	-	63,588
8/15/2029	-	-	395,000	45,100	60,000	10,438	175,000	8,050	630,000	63,588
FY 2029	-	-	395,000	90,200	60,000	20,875	175,000	16,100	630,000	127,175
2/15/2030	-	-	-	37,200	-	9,388	-	6,300	-	52,888
8/15/2030	-	-	420,000	37,200	65,000	9,388	170,000	6,300	655,000	52,888
FY 2030	-	-	420,000	74,400	65,000	18,775	170,000	12,600	655,000	105,775
2/15/2031	-	-	-	28,800	-	8,250	-	4,600	-	41,650
8/15/2031	-	-	450,000	28,800	65,000	8,250	160,000	4,600	675,000	41,650
FY 2031	-	-	450,000	57,600	65,000	16,500	160,000	9,200	675,000	83,300
2/15/2032	-	-	-	19,800	-	7,031	-	3,000	-	29,831
8/15/2032	-	-	480,000	19,800	65,000	7,031	155,000	3,000	700,000	29,831
FY 2032	-	-	480,000	39,600	65,000	14,063	155,000	6,000	700,000	59,663
2/15/2033	-	-	-	10,200	-	5,813	-	1,450	-	17,463
8/15/2033	-	-	510,000	10,200	70,000	5,813	145,000	1,450	725,000	17,463
FY 2033	-	-	510,000	20,400	70,000	11,625	145,000	2,900	725,000	34,925
2/15/2034	-	-	-	-	-	4,500	-	-	-	4,500
8/15/2034	-	-	-	-	70,000	4,500	-	-	70,000	4,500
FY 2034	-	-	-	-	70,000	9,000	-	-	70,000	9,000
2/15/2035	-	-	-	-	-	3,100	-	-	-	3,100
8/15/2035	-	-	-	-	75,000	3,100	-	-	75,000	3,100
FY 2035	-	-	-	-	75,000	6,200	-	-	75,000	6,200
2/15/2036	-	-	-	-	-	1,600	-	-	-	1,600
8/15/2036	-	-	-	-	80,000	1,600	-	-	80,000	1,600
FY 2036	-	-	-	-	80,000	3,200	-	-	80,000	3,200
Total - All Series	\$ 415,000	\$ 75,972	\$ 5,570,000	\$ 1,771,656	\$ 1,015,000	\$ 367,250	\$ 3,130,000	\$ 454,242	\$ 10,130,000	\$ 2,669,120

Senna Hills M.U.D. - DSF
Adjustments Journal

February 2021

Date	Num	Memo	Account	Debit	Credit
02/28/2021	2.1	Record bond payments	7360 · Bond Interest Expense	176,342.23	
		Record bond payments	1002 · Logic - Debt Service Account		176,342.23
		Record bond payments	2135 · Accrued Bond Interest Payable	4,241.67	
		Record bond payments	7360 · Bond Interest Expense		4,241.67
				<u>180,583.90</u>	<u>180,583.90</u>
02/28/2021	2.2	Record funds transfer	1002 · Logic - Debt Service Account	300,000.00	
		Record funds transfer	1005 · Logic - Tax Account		441,321.07
		Record funds transfer	2171 · Due to General Fund	141,321.07	
				<u>441,321.07</u>	<u>441,321.07</u>
02/28/2021	2.3	Record tax collections	2171 · Due to General Fund		14,252.43
		Record tax collections	1150 · A/R - Property Taxes		34,721.88
		Record tax collections	2740 · Deferred Revenue-Property Taxes	34,721.88	
		Record tax collections	4320 · Property Taxes		34,721.88
		Record tax collections	4325 · Penalties & Interest-Tax Accts.		361.04
		Record tax collections	1005 · Logic - Tax Account	49,335.35	
				<u>84,057.23</u>	<u>84,057.23</u>
TOTAL				<u>705,962.20</u>	<u>705,962.20</u>

See Accountants' Report.

Senna Hills M.U.D. - DSF
General Ledger
As of February 28, 2021

Type	Date	Num	Memo	Amount	Balance
1002 · Logic - Debt Service Account					1,131,790.78
General Journal	02/28/2021	2.1	Record bond payments	(176,342.23)	955,448.55
General Journal	02/28/2021	2.2	Record funds transfer	300,000.00	1,255,448.55
Deposit	02/28/2021		Interest	80.63	1,255,529.18
Total 1002 · Logic - Debt Service Account				123,738.40	1,255,529.18
1005 · Logic - Tax Account					493,931.77
General Journal	02/28/2021	2.2	Record funds transfer	(441,321.07)	52,610.70
General Journal	02/28/2021	2.3	Record tax collections	49,335.35	101,946.05
Deposit	02/28/2021		Interest	37.09	101,983.14
Total 1005 · Logic - Tax Account				(391,948.63)	101,983.14
1150 · A/R - Property Taxes					47,036.49
General Journal	02/28/2021	2.3	Record tax collections	(34,721.88)	12,314.61
Total 1150 · A/R - Property Taxes				(34,721.88)	12,314.61
1152 · A/R - Property Tax I&S					86.26
Total 1152 · A/R - Property Tax I&S					86.26
2135 · Accrued Bond Interest Payable					(4,241.67)
General Journal	02/28/2021	2.1	Record bond payments	4,241.67	0.00
Total 2135 · Accrued Bond Interest Payable				4,241.67	0.00
2171 · Due to General Fund					(141,321.07)
General Journal	02/28/2021	2.2	Record funds transfer	141,321.07	0.00
General Journal	02/28/2021	2.3	Record tax collections	(14,252.43)	(14,252.43)
Total 2171 · Due to General Fund				127,068.64	(14,252.43)
2740 · Deferred Revenue-Property Taxes					(47,036.49)
General Journal	02/28/2021	2.3	Record tax collections	34,721.88	(12,314.61)
Total 2740 · Deferred Revenue-Property Taxes				34,721.88	(12,314.61)
2742 · Deferred Revenue-Prop Tax I&S					(86.26)
Total 2742 · Deferred Revenue-Prop Tax I&S					(86.26)
3000 · Fund Balance					(512,227.37)
Total 3000 · Fund Balance					(512,227.37)
Property Tax					(969,611.75)
4320 · Property Taxes					(969,000.84)
General Journal	02/28/2021	2.3	Record tax collections	(34,721.88)	(1,003,722.72)
Total 4320 · Property Taxes				(34,721.88)	(1,003,722.72)
4325 · Penalties & Interest-Tax Accts.					(610.91)
General Journal	02/28/2021	2.3	Record tax collections	(361.04)	(971.95)
Total 4325 · Penalties & Interest-Tax Accts.				(361.04)	(971.95)
Total Property Tax				(35,082.92)	(1,004,694.67)
5391 · Interest on Temp Investments					(399.35)
Deposit	02/28/2021		Interest	(80.63)	(479.98)
Deposit	02/28/2021		Interest	(37.09)	(517.07)
Total 5391 · Interest on Temp Investments				(117.72)	(517.07)
6330 · Tax Collector/Appraisal Fees					1,578.66
Total 6330 · Tax Collector/Appraisal Fees					1,578.66

See Accountants' Report.

Senna Hills M.U.D. - DSF
 General Ledger
 As of February 28, 2021

Type	Date	Num	Memo	Amount	Balance
7360 · Bond Interest Expense					0.00
General Journal	02/28/2021	2.1	Record bond payments	176,342.23	176,342.23
General Journal	02/28/2021	2.1	Record bond payments	(4,241.67)	172,100.56
Total 7360 · Bond Interest Expense				172,100.56	172,100.56
7363 · Fiscal Agent Fees					500.00
Total 7363 · Fiscal Agent Fees					500.00
TOTAL				0.00	0.00

Expenditures to be Approved for Payment

Senna Hills M.U.D. - GF

Director Fees

March 26, 2021

Date	Num	Type	Source Name	Payroll Item	Amount
03/26/2021		Paycheck	Chet Palesko Chet Palesko Chet Palesko	Director Fees Social Security Employee Medicare Employee	150.00 (9.30) (2.17) <hr/> 138.53
03/26/2021		Paycheck	Corey Newhouse Corey Newhouse Corey Newhouse	Director Fees Social Security Employee Medicare Employee	150.00 (9.30) (2.18) <hr/> 138.52
03/26/2021		Paycheck	David Perl David Perl David Perl	Director Fees Social Security Employee Medicare Employee	150.00 (9.30) (2.17) <hr/> 138.53
03/26/2021		Paycheck	Joe Szoo Joe Szoo Joe Szoo	Director Fees Social Security Employee Medicare Employee	150.00 (9.30) (2.18) <hr/> 138.52
03/26/2021		Paycheck	Lisa S. McKenzie Lisa S. McKenzie Lisa S. McKenzie	Director Fees Social Security Employee Medicare Employee	150.00 (9.30) (2.17) <hr/> 138.53
03/26/2021		Paycheck	David Perl David Perl David Perl	Director Fees Social Security Employee Medicare Employee	300.00 (18.60) (4.35) <hr/> 277.05
03/26/2021		Paycheck	Lisa S. McKenzie Lisa S. McKenzie Lisa S. McKenzie	Director Fees Social Security Employee Medicare Employee	300.00 (18.60) (4.35) <hr/> 277.05
TOTAL					<hr/> <hr/> 1,246.73

ORIGINAL INVOICE

INVOICE



4545 W Brown Deer Rd. P.O. Box 245036
 Milwaukee, WI 53224-9536 (414) 355-0400
 Credit Inquiries - credit@badgermeter.com

Mail all remittances to:
 Box 88223
 Milwaukee, WI 53288-0223

INVOICE NUMBER	DATE
80069112	02/28/21
D-U-N-S 00-606-9710	
NET 30 DAYS	

FED I.D. #39-0143280
 GST# 123746141

SOLD TO CUSTOMER: 25341
 SENNA HILLS MUD
 P O BOX 2445
 ROUND ROCK, TX 78728

SHIP TO CUSTOMER: 1
 SENNA HILLS MUD
 14050 SUMMIT DR SUITE 103
 AUSTIN, TX 78728

CUSTOMER PO#	SHIPPING TERMS	FREIGHT CARRIER
BADGER SERVICES	FREIGHT PREPAID	
ORDER DATE	INCO TERMS	TRACKING NUMBER
02/28/21	FCA FACTORY	
PROPOSAL #	FINAL DESTINATION	WAREHOUSE / ORDER#
	UNITED STATES	MM 975935

LINE	PRODUCT DEFINITION	UNIT PRICE	EXTENDED PRICE USD
1	Badger Meter Item: 68886-104 Description: ORION CELLULAR LTE SERV UNIT Ordered: 10.000 Shipped: 10.000 7723 ATLAS UTILITY SUPPLY 7723 12 0 AA A4 SERVICES FOR FEBRUARY 2021	3.0000	30.00
	Sub Total		30.00
	Total		30.00
	BEACON SERVICES INVOICE, SALES REPRESENTATIVE # 7723		
	By/Date Received: <u>02-08-21</u>		
	By/Date Posted: <u>Jan 31/21</u>		
	Approved for Payment: _____		
	Hand Delivered to: _____		
	Mailed By/Date: _____		
	GL#: <u>6358</u>		

This invoice is made subject to the terms & conditions found on our web-site: <https://www.badgermeter.com/terms-and-conditions>
 Goods covered by this invoice were produced in compliance with the provisions of the Fair Labor Standards Act of 1938 as amended.

Invoice



Date	Invoice #
2/28/2021	10082

Bill To

Senna Hills MUD
PO Box 2445
Round Rock, TX 78680

Description	Amount
Monthly Accounting Services - Meeting	1,950.00
By/Date Received: <u>03-1-21</u> By/Date Posted: <u>03-1-21</u> Approved for Payment: _____ Hand Delivered to: _____ Mailed By/Date: _____ GL#: <u>6330</u>	
Thank you for your business!	Total \$1,950.00

PO Box 2445 • Round Rock, TX • 78680

Phone (512) 733-0700 • Fax (512) 733-0704



Inframark, LLC
 2002 West Grand Parkway North
 Suite 100
 Katy, TX 77449

Invoice: 61199
 Invoice Date: 3/4/2021
 Due Date: 4/3/2021
 Terms: Net 30
 Project ID: SENNA
 PO #:

Bill To:
 Senna Hills MUD
 Bott & Douthitt
 PO Box 2445
 Round Rock TX 78680
 United States

Sales Description	Quantity	Units	Rate	Amount
Operations Services for the Month of: February 2021				
Operations Charges				
Wastewater Treatment Plant(s)	1	Ea	\$3,000.00	\$3,000.00
Lift Station(s)	6	Ea	\$150.00	\$900.00
District Operations	1	Ea	\$500.00	\$500.00
Connections - Residential	405	Ea	\$3.00	\$1,215.00
Connections - Commercial Units	6	Ea	\$3.00	\$18.00
Total Operations Charges				\$5,633.00
Administration Charges				
Postage	1	Ea	\$196.45	\$196.45
Stationary	1	Ea	\$71.58	\$71.58
Delinquent Letters	55	Ea	\$7.50	\$412.50
Service Transfers	2	Ea	\$7.50	\$15.00
Confidentiality Letters	2	Ea	\$10.00	\$20.00
Total Administration Charges				\$715.53
			Subtotal	\$6,348.53
			Tax (0%)	\$0.00
			Total Due	\$6,348.53

By/Date Received: Jan 31/10
 By/Date Posted: Jan 31/12
 Approved for Payment: _____
 Hand Delivered to: _____
 Mailed By/Date: _____
 GL#: 6500



Inframark, LLC
 2002 West Grand Parkway North, Suite 100
 Katy, Texas 77449
 (281) 578-4200

Client ID Number	1-02375
------------------	---------

Invoice Number	1132307
Invoice Date	2/26/2021
Due Date	3/28/2021

To: Senna Hills MUD
 Douthitt & Bott
 P O Box 2445

 Round Rock, Texas 78680

Service Description	Total
Maintenance Services	\$32,491.67

By/Date Received: 02 3-2-21 ✓
 By/Date Posted: lu 3/15
 Approved for Payment: _____
 Hand Delivered to: _____
 Mailed By/Date: _____
 GL#: See detail

Subtotal	\$32,491.67
Sales Tax	\$0.00
Total	\$32,491.67

Please Pay This Amount

Remit To: Inframark, LLC
 P.O. Box 733778
 Dallas, Texas 75373-3778

Please include the Project ID and the Invoice Number on the check stub of your payment.

INFRAMARK, LLC

DISTRICT : SENNA HILLS MUD

INVOICE NO. 1132307 - SUMMARY

INVOICE DATE: 2/26/2021

01 Mar 2021 06:37:17PM CST

Go Green! Think before you print.

Work Type / Sub Category	Equipment Costs	Labor Costs	Materials/Other Service Costs	Sales Tax Total	Total Costs
Administrative					
Administrative Services	\$0.00	\$430.28	\$0.09	\$0.00	\$430.37
AD Total	\$0.00	\$430.28	\$0.09	\$0.00	\$430.37
Detention Pond Maintenance					
General Maintenance & Repairs	\$130.50	\$277.94	\$0.00	\$0.00	\$408.44
DP Total	\$130.50	\$277.94	\$0.00	\$0.00	\$408.44
Maintenance, Lift Station					
LS1					
General Maintenance & Repairs	\$0.00	\$0.00	\$1,932.00	\$0.00	\$1,932.00
LS1 Total	\$0.00	\$0.00	\$1,932.00	\$0.00	\$1,932.00
LS4					
General Maintenance & Repairs	\$0.00	\$0.00	\$1,518.00	\$0.00	\$1,518.00
LS4 Total	\$0.00	\$0.00	\$1,518.00	\$0.00	\$1,518.00
LS5					
General Maintenance & Repairs	\$36.00	\$174.60	\$1,932.09	\$0.00	\$2,142.69
LS5 Total	\$36.00	\$174.60	\$1,932.09	\$0.00	\$2,142.69
LS6					
General Maintenance & Repairs	\$101.50	\$351.38	\$1,380.09	\$0.00	\$1,832.97
Preventative Maintenance	\$130.00	\$742.16	\$198.76	\$0.00	\$1,070.92
LS6 Total	\$231.50	\$1,093.54	\$1,578.84	\$0.00	\$2,903.88
LS Total	\$267.50	\$1,268.14	\$6,960.93	\$0.00	\$8,496.57

INFRAMARK, LLC

01 Mar 2021 06:37:17PM CST

DISTRICT : SENNA HILLS MUD

Go Green! Think before you print.

INVOICE NO. 1132307 - SUMMARY

INVOICE DATE: 2/26/2021

Work Type / Sub Category	Equipment Costs	Labor Costs	Materials/Other Service Costs	Sales Tax Total	Total Costs
Maintenance, Sewer Plant					
SP1					
Chemicals	\$0.00	\$0.00	\$3,479.37	\$0.00	\$3,479.37
General Maintenance & Repairs	\$423.50	\$2,164.58	\$257.60	\$0.00	\$2,845.68
Lab Fees or Laboratory Sampling	\$63.00	\$234.26	\$4,412.53	\$0.00	\$4,709.78
Predictive Maintenance	\$111.36	\$317.77	\$2.28	\$0.00	\$431.41
Preventative Maintenance	\$252.00	\$701.46	\$318.17	\$0.00	\$1,271.63
Sludge & Waste Disposal	\$0.00	\$0.00	\$1,242.00	\$0.00	\$1,242.00
SP1 Total	\$849.86	\$3,418.07	\$9,711.95	\$0.00	\$13,979.87
SP Total	\$849.86	\$3,418.07	\$9,711.95	\$0.00	\$13,979.87
Maintenance, Water					
General Maintenance & Repairs	\$1,335.25	\$4,258.57	\$1,136.21	\$0.00	\$6,730.03
MW Total	\$1,335.25	\$4,258.57	\$1,136.21	\$0.00	\$6,730.03
Storm Water System					
General Maintenance & Repairs	\$1,213.91	\$1,232.48	\$0.00	\$0.00	\$2,446.39
SW Total	\$1,213.91	\$1,232.48	\$0.00	\$0.00	\$2,446.39
Invoice Total	\$3,797.02	\$10,885.48	\$17,809.17	\$0.00	\$32,491.67

INFRAMARK, LLC

01 Mar 2021 06:37:17PM CST

DISTRICT : SENNA HILLS MUD

Go Green! Think before you print.

INVOICE NO. 1132307 - DETAIL

INVOICE DATE: 2/26/2021

Work Type / Sub Category	Date Complete	WO Number	Address	Task Details	Equipment Costs	Labor Costs	Materials/Other Service Costs	Sales Tax Total	Total Costs	B/C
Administrative										
Administrative Services										
	1/8/2021	2462012	SENNA District Area	Miscellaneous Compliance Duties Performed for a District; Prepare and submit the 2020 QTR4 DLQOR	\$0.00	\$28.68	\$0.00	\$0.00	\$28.68	N
	2/18/2021	2473715	SENNA District Area	Miscellaneous Administrative Duties for a District; ANSWER MULTIPLE DISTRICT ALARM CALLS DateSched: 02/15/21	\$0.00	\$401.60	\$0.09	\$0.00	\$401.69	N
				Administrative Services Total	\$0.00	\$430.28	\$0.09	\$0.00	\$430.37	
				AD Total	\$0.00	\$430.28	\$0.09	\$0.00	\$430.37	
Detention Pond Maintenance										
General Maintenance & Repairs										
	12/22/2020	2408126	SENNA District Area	Erosion Control (Inspect New Home Building Areas); EC & POND INSPECTIONS FOR MONTH OF DECEMBER	\$58.00	\$125.89	\$0.00	\$0.00	\$183.89	N
	1/11/2021	2432103	SENNA District Area	Erosion Control (Inspect New Home Building Areas); BILLABLE EROSION CONTROL & POND INSPECTIONS FOR JANUARY	\$72.50	\$152.05	\$0.00	\$0.00	\$224.55	N
				General Maintenance & Repairs Total	\$130.50	\$277.94	\$0.00	\$0.00	\$408.44	
				DP Total	\$130.50	\$277.94	\$0.00	\$0.00	\$408.44	

6000

6351

INFRAMARK, LLC

01 Mar 2021 06:37:17PM CST

DISTRICT : SENNA HILLS MUD

Go Green! Think before you print.

INVOICE NO. 1132307 - DETAIL

INVOICE DATE: 2/26/2021

Work Type / Sub Category	Date Complete	WO Number	Address	Task Details	Equipment Costs	Labor Costs	Materials/Other Service Costs	Sales Tax Total	Total Costs	B/C
Maintenance, Lift Station										
LS1										
General Maintenance & Repairs										
	11/18/2020	2388395	10425 1/2 Senna Hills Blvd	Cleaning at a Lift Station; SCHEDULE WWTS TO CLEAN WET WELL	\$0.00	\$0.00	√ \$1,932.00	\$0.00	\$1,932.00	N
				General Maintenance & Repairs Total	\$0.00	\$0.00	\$1,932.00	\$0.00	\$1,932.00	
				LS1 Total	\$0.00	\$0.00	\$1,932.00	\$0.00	\$1,932.00	
LS4										
General Maintenance & Repairs										
	11/18/2020	2388396	10502 Prickly Poppy Cove	Cleaning at a Lift Station; SCHEDULE WWTS TO CLEAN WET WELL	\$0.00	\$0.00	√ \$1,518.00	\$0.00	\$1,518.00	N
				General Maintenance & Repairs Total	\$0.00	\$0.00	\$1,518.00	\$0.00	\$1,518.00	
				LS4 Total	\$0.00	\$0.00	\$1,518.00	\$0.00	\$1,518.00	
LS5										
General Maintenance & Repairs										
	11/18/2020	2388397	10724 1/2 Strawflower Dr	Cleaning at a Lift Station; SCHEDULE WWTS TO CLEAN WET WELL	\$0.00	\$0.00	√ \$1,932.00	\$0.00	\$1,932.00	N

INFRAMARK, LLC

01 Mar 2021 06:37:17PM CST

DISTRICT : SENNA HILLS MUD

Go Green! Think before you print.

INVOICE NO. 1132307 - DETAIL

INVOICE DATE: 2/26/2021

Work Type / Sub Category	Date Complete	WO Number	Address	Task Details	Equipment Costs	Labor Costs	Materials/Other Service Costs	Sales Tax Total	Total Costs	B/C
	2/20/2021	2472563	10724 1/2 Strawflower Dr	Investigate Water System Leak; LEAK AT RPZ DateSched: 02/23/21	\$36.00	\$174.60	\$0.09	\$0.00	\$210.69	N
				General Maintenance & Repairs Total	\$36.00	\$174.60	\$1,932.09	\$0.00	\$2,142.69	
				LS5 Total	\$36.00	\$174.60	\$1,932.09	\$0.00	\$2,142.69	
LS6										
General Maintenance & Repairs										
	11/18/2020	2388398	10828 1/2 Senna Hills Blvd	Cleaning at a Lift Station; SCHEDULE WWTS TO CLEAN WET WELL	\$0.00	\$0.00	\$1,380.00	\$0.00	\$1,380.00	N
	2/21/2021	2473792	10828 1/2 Senna Hills Blvd	General Repair or Maintenance of an Asset at a Lift Station; GENERATOR WON'T RUN IN AUTO OR HAND DateSched: 02/21/21	\$101.50	\$351.38	\$0.09	\$0.00	\$452.97	N
				General Maintenance & Repairs Total	\$101.50	\$351.38	\$1,380.09	\$0.00	\$1,832.97	
Preventative Maintenance										
	1/28/2021	2385405	10828 1/2 Senna Hills Blvd	Annual Generator PM (Mechanical) must verify work type; Sched#: 6565 SchedType: MECH DateSched: 11/02/20	\$130.00	\$742.16	\$198.76	\$0.00	\$1,070.92	N
				Preventative Maintenance Total	\$130.00	\$742.16	\$198.76	\$0.00	\$1,070.92	
				LS6 Total	\$231.50	\$1,093.54	\$1,578.84	\$0.00	\$2,903.88	
				LS Total	\$267.50	\$1,268.14	\$6,960.93	\$0.00	\$8,496.57	

1550

INFRAMARK, LLC

01 Mar 2021 06:37:17PM CST

DISTRICT : SENNA HILLS MUD

Go Green! Think before you print.

INVOICE NO. 1132307 - DETAIL

INVOICE DATE: 2/26/2021

Work Type / Sub Category	Date Complete	WO Number	Address	Task Details	Equipment Costs	Labor Costs	Materials/Other Service Costs	Sales Tax Total	Total Costs	B/C
Maintenance, Sewer Plant										
SP1										
Chemicals										
	2/12/2021	2333289	10500 FM 2244	Purchase Chemicals for Sewer Treatment Plant; Sched#: 5893 SchedType: DateSched: 09/01/20	\$0.00	\$0.00	↓ \$1,055.18	\$0.00	\$1,055.18	N
	12/31/2020	2408054	10500 FM 2244	Purchase Chemicals for Sewer Treatment Plant; Sched#: 5893 SchedType: DateSched: 12/01/20	\$0.00	\$0.00	↓ \$2,332.19	\$0.00	\$2,332.19	N
	1/31/2021	2458585	10500 FM 2244	Purchase Chemicals for Sewer Treatment Plant; Sched#: 5893 SchedType: DateSched: 02/01/21	\$0.00	\$0.00	↓ \$92.00	\$0.00	\$92.00	N
				Chemicals Total	\$0.00	\$0.00	\$3,479.37	\$0.00	\$3,479.37	
General Maintenance & Repairs										
	2/5/2021	2375082	10500 FM 2244	Purchase Supplies for a Sewer Treatment Plant; KIMCO SERVICES INVOICES DateSched: 10/21/20	\$0.00	\$0.00	↓ \$257.60	\$0.00	\$257.60	N
	12/13/2020	2408044	10500 FM 2244	Billable Operations at a Sewer Treatment Plant; Sched#: 5190 SchedType: DateSched: 12/01/20	\$191.00	\$1,018.35	\$0.00	\$0.00	\$1,209.35	N
	1/3/2021	2432417	10500 FM 2244	Billable Operations at a Sewer Treatment Plant; Sched#: 5190 SchedType: DateSched: 01/02/21	\$58.50	\$479.78	\$0.00	\$0.00	\$538.28	N
	1/29/2021	2432438	10500 FM 2244	Create a Survey for an Irrigation System; Sched#: 6443 SchedType: DateSched: 01/02/21	\$43.50	\$136.83	\$0.00	\$0.00	\$180.33	N
	2/11/2021	2471010	10500 FM 2244	Investigate a Problem at a Sewer Treatment Plant; ALARM CALL OUT - POWER FAILURE DateSched: 02/11/21	\$130.50	\$529.62	\$0.00	\$0.00	\$660.12	N
				General Maintenance & Repairs Total	\$423.50	\$2,164.58	\$257.60	\$0.00	\$2,845.68	

6360

6325

INFRAMARK, LLC

01 Mar 2021 06:37:17PM CST

DISTRICT : SENNA HILLS MUD

Go Green! Think before you print.

INVOICE NO. 1132307 - DETAIL

INVOICE DATE: 2/26/2021

Work Type / Sub Category	Date Complete	WO Number	Address	Task Details	Equipment Costs	Labor Costs	Materials/Other Service Costs	Sales Tax Total	Total Costs	B/C
Lab Fees or Laboratory Sampling										
	11/22/2020	2382519	10500 FM 2244	Purchase Laboratory Services for Sewer Treatment Plant; Sched#: 3019 SchedType: DateSched: 11/02/20	\$49.50	\$184.06	↓ \$1,497.28	\$0.00	\$1,730.84	N
	12/18/2020	2408000	10500 FM 2244	Purchase Laboratory Services for Sewer Treatment Plant; Sched#: 3019 SchedType: DateSched: 12/01/20	\$13.50	\$50.20	↓ \$1,422.55	\$0.00	\$1,486.25	N
	2/21/2021	2458531	10500 FM 2244	Purchase Laboratory Services for Sewer Treatment Plant; Sched#: 3019 SchedType: DateSched: 02/01/21	\$0.00	\$0.00	↓ \$1,492.70	\$0.00	\$1,492.70	N
				Lab Fees or Laboratory Sampling Total	\$63.00	\$234.26	\$4,412.53	\$0.00	\$4,709.78	
Predictive Maintenance										
	1/28/2021	2385482	10500 FM 2244	Six Month Vibration Analysis PM (Mechanical) must verify work type; Sched#: 6579 SchedType: MECH DateSched: 11/02/20	\$111.36	\$317.77	\$2.28	\$0.00	\$431.41	N
				Predictive Maintenance Total	\$111.36	\$317.77	\$2.28	\$0.00	\$431.41	
Preventative Maintenance										
	11/25/2020	2385290	10500 FM 2244	One Month Mechanical Lubrication PM (Mechanical); Sched#: 6576 SchedType: MECH DateSched: 11/29/20	\$87.00	\$208.82	\$0.54	\$0.00	\$296.36	N
	1/28/2021	2385467	10500 FM 2244	Annual Mechanical Lubrication PM (Mechanical); Sched#: 6580 SchedType: MECH DateSched: 11/02/20	\$130.00	\$424.39	↓ \$317.63	\$0.00	\$872.02	N

6550

6325

INFRAMARK, LLC

01 Mar 2021 06:37:17PM CST

DISTRICT : SENNA HILLS MUD

Go Green! Think before you print.

INVOICE NO. 1132307 - DETAIL

INVOICE DATE: 2/26/2021

Work Type / Sub Category	Date Complete	WO Number	Address	Task Details	Equipment Costs	Labor Costs	Materials/Other Service Costs	Sales Tax Total	Total Costs	B/C
	1/25/2021	2437446	10500 FM 2244	One Month Mechanical Lubrication PM (Mechanical); Sched#: 6576 SchedType: MECH DateSched: 01/13/21	\$35.00	\$68.25	\$0.00	\$0.00	\$103.25	N
				Preventative Maintenance Total	\$252.00	\$701.46	\$318.17	\$0.00	\$1,271.63	
Sludge & Waste Disposal										
	1/31/2021	2464329	10500 FM 2244	General Sludge Management; SHERIDAN INVOICES DateSched: 02/04/21	\$0.00	\$0.00	\$1,242.00	\$0.00	\$1,242.00	N
				Sludge & Waste Disposal Total	\$0.00	\$0.00	\$1,242.00	\$0.00	\$1,242.00	
				SP1 Total	\$849.86	\$3,418.07	\$9,711.95	\$0.00	\$13,979.87	
				SP Total	\$849.86	\$3,418.07	\$9,711.95	\$0.00	\$13,979.87	
Maintenance, Water										
General Maintenance & Repairs										
	1/28/2021	2432113	SENNA District Area	Read Water Meters for a District; METER READING & QC'S FOR JANUARY	\$0.00	\$0.00	\$0.00	\$0.00	\$0.00	N
	1/21/2021	2438817	SENNA District Area	Purchase Supplies for a Water System; PURCHASE AND INSTALL FAUX ROCK HOUSING ON ALL RPZ DEVICES AT LIFT STATIONS DateSched: 01/21/21	\$174.00	\$376.61	\$1,070.88	\$0.00	\$1,621.49	N
	1/27/2021	2442090	SENNA District Area	Relocate, Repair, Replace or Recondition Water System Asset; METER BOX PREP FOR JANUARY DateSched: 01/13/21	\$216.00	\$693.51	\$0.00	\$0.00	\$909.51	N

6325
6325
6250
6250

INFRAMARK, LLC

01 Mar 2021 06:37:17PM CST

DISTRICT : SENNA HILLS MUD

Go Green! Think before you print.

INVOICE NO. 1132307 - DETAIL

INVOICE DATE: 2/26/2021

Work Type / Sub Category	Date Complete	WO Number	Address	Task Details	Equipment Costs	Labor Costs	Materials/Other Service Costs	Sales Tax Total	Total Costs	B/C
	1/19/2021	2446864	10324 Bee Cave Rd SENNA	Read Meter Only - Misread, High, Low, Reverse - From Billing Department; TAKE PICTURE OF BOTH METERS FOR THIS ADDRESS: ONE SHOULD BE IRRIGATION, AND THE OTHER DOMESTIC. NEED PIC OF METER# AND READING FOR EACH. READ METER THROUGHOUT THE WEEK. DateSched: 01/19/21	\$0.00	\$0.00	\$0.00	\$0.00	\$0.00	N
	1/29/2021	2458371	1713 Datura Ct	Relocate, Repair, Replace or Recondition Water System Asset; TURN METER AROUND / GET READING DateSched: 01/29/21	\$58.00	\$112.38	\$0.00	\$0.00	\$170.38	N
	2/21/2021	2458439	SENNA District Area	Read Water Meters for a District; METER READING & QC'S FOR FEBRUARY	\$0.00	\$0.00	\$0.00	\$0.00	\$0.00	N
	2/1/2021	2459982	10801 Strawflower Dr	Customer Move Out - Read Meter, Disconnect or Turn Off Service; DateSched: 02/01/21	\$0.00	\$0.00	\$20.00	\$0.00	\$20.00	N
	2/1/2021	2460044	10801 Strawflower Dr	Customer Move In - Read Meter, Reconnect or Turn On Service; DateSched: 02/01/21	\$0.00	\$0.00	\$20.00	\$0.00	\$20.00	N
	2/9/2021	2464654	1517 Acacia Bud Dr	Water Meter Replacement Program; Replace meter over 1 million gallons 3/4" DateSched: 02/06/21	\$9.00	\$26.92	\$0.36	\$0.00	\$36.28	N
	2/9/2021	2464655	1600 Acacia Bud Dr	Water Meter Replacement Program; Replace meter over 1 million gallons 5/8" DateSched: 02/06/21	\$9.00	\$26.92	\$0.36	\$0.00	\$36.28	N
	2/8/2021	2464656	1601 Acacia Bud Dr	Water Meter Replacement Program; Replace meter over 1 million gallons 5/8" DateSched: 02/06/21	\$9.00	\$32.74	\$0.43	\$0.00	\$42.17	N
	2/9/2021	2464657	1608 Acacia Bud Dr Irr1	Water Meter Replacement Program; Replace meter over 1 million gallons 5/8" DateSched: 02/06/21	\$13.50	\$40.38	\$0.36	\$0.00	\$54.24	N
	2/8/2021	2464658	1609 Acacia Bud Dr	Water Meter Replacement Program; Replace meter over 1 million gallons 5/8" DateSched: 02/06/21	\$9.00	\$32.74	\$0.43	\$0.00	\$42.17	N

6250
6250
6358
↓

INFRAMARK, LLC

01 Mar 2021 06:37:17PM CST

DISTRICT : SENNA HILLS MUD

Go Green! Think before you print.

INVOICE NO. 1132307 - DETAIL

INVOICE DATE: 2/26/2021

Work Type / Sub Category	Date Complete	WO Number	Address	Task Details	Equipment Costs	Labor Costs	Materials/Other Service Costs	Sales Tax Total	Total Costs	B/C
	2/9/2021	2464659	1705 Allium Dr	Water Meter Replacement Program; Replace meter over 1 million gallons 5/8" DateSched: 02/06/21	\$9.00	\$33.65	\$0.96	\$0.00	\$43.61	N
	2/9/2021	2464660	1709 Allium Dr	Water Meter Replacement Program; Replace meter over 1 million gallons 5/8" DateSched: 02/06/21	\$9.00	\$40.38	\$0.96	\$0.00	\$50.34	N
	2/9/2021	2464661	1804 Allium Dr	Water Meter Replacement Program; Replace meter over 1 million gallons 5/8" DateSched: 02/06/21	\$9.00	\$26.92	\$0.96	\$0.00	\$36.88	N
	2/8/2021	2464664	10920 Bidens Pl	Water Meter Replacement Program; Replace meter over 1 million gallons 5/8" DateSched: 02/06/21	\$9.00	\$49.11	\$0.43	\$0.00	\$58.54	N
	2/8/2021	2464665	10921 Bidens Pl	Water Meter Replacement Program; Replace meter over 1 million gallons 5/8" DateSched: 02/06/21	\$9.00	\$49.11	\$0.43	\$0.00	\$58.54	N
	2/8/2021	2464666	10500 Coreopsis Dr	Water Meter Replacement Program; Replace meter over 1 million gallons 5/8" DateSched: 02/06/21	\$9.00	\$32.74	\$0.43	\$0.00	\$42.17	N
	2/8/2021	2464667	10508 Coreopsis Dr	Water Meter Replacement Program; Replace meter over 1 million gallons 5/8" DateSched: 02/06/21	\$9.00	\$32.74	\$0.43	\$0.00	\$42.17	N
	2/9/2021	2464668	1700 Datura Ct	Water Meter Replacement Program; Replace meter over 1 million gallons 3/4" DateSched: 02/06/21	\$9.00	\$40.38	\$0.96	\$0.00	\$50.34	N
	2/8/2021	2464671	10712 Gaillardia Dr	Water Meter Replacement Program; Replace meter over 1 million gallons 3/4" DateSched: 02/06/21	\$9.00	\$34.92	\$0.36	\$0.00	\$44.28	N
	2/9/2021	2464675	10813 Gaillardia Dr	Water Meter Replacement Program; Replace meter over 1 million gallons 5/8" DateSched: 02/06/21	\$9.00	\$32.74	\$0.43	\$0.00	\$42.17	N
	2/9/2021	2464676	10904 Gaillardia Dr	Water Meter Replacement Program; Replace meter over 1 million gallons 3/4" DateSched: 02/06/21	\$13.50	\$49.11	\$0.43	\$0.00	\$63.04	N
	2/9/2021	2464677	10909 Gaillardia Dr	Water Meter Replacement Program; Replace meter over 1 million gallons 3/4" DateSched: 02/06/21	\$13.50	\$49.11	\$0.43	\$0.00	\$63.04	N

6358

INFRAMARK, LLC

01 Mar 2021 06:37:17PM CST

DISTRICT : SENNA HILLS MUD

Go Green! Think before you print.

INVOICE NO. 1132307 - DETAIL

INVOICE DATE: 2/26/2021

Work Type / Sub Category	Date Complete	WO Number	Address	Task Details	Equipment Costs	Labor Costs	Materials/Other Service Costs	Sales Tax Total	Total Costs	B/C
	2/8/2021	2464680	2325 Gilla Dr	Water Meter Replacement Program; Replace meter over 1 million gallons 3/4" DateSched: 02/06/21	\$9.00	\$23.28	\$0.36	\$0.00	\$32.64	N
	2/9/2021	2464681	1805 Heliotrope Ct	Water Meter Replacement Program; Replace meter over 1 million gallons 5/8" DateSched: 02/06/21	\$13.50	\$49.11	\$0.43	\$0.00	\$63.04	N
	2/9/2021	2464682	1901 Heliotrope Ct	Water Meter Replacement Program; Replace meter over 1 million gallons 5/8" DateSched: 02/06/21	\$13.50	\$49.11	\$0.43	\$0.00	\$63.04	N
	2/9/2021	2464683	1904 Heliotrope Ct	Water Meter Replacement Program; Replace meter over 1 million gallons 5/8" DateSched: 02/06/21	\$9.00	\$32.74	\$0.43	\$0.00	\$42.17	N
	2/9/2021	2464684	1909 Heliotrope Ct	Water Meter Replacement Program; Replace meter over 1 million gallons 5/8" DateSched: 02/06/21	\$13.50	\$49.11	\$0.43	\$0.00	\$63.04	N
	2/9/2021	2464685	10300 Indigo Broom Loop	Water Meter Replacement Program; Replace meter over 1 million gallons 5/8" DateSched: 02/06/21	\$9.00	\$26.92	\$0.36	\$0.00	\$36.28	N
	2/9/2021	2464686	10309 Indigo Broom Loop	Water Meter Replacement Program; Replace meter over 1 million gallons 5/8" DateSched: 02/06/21	\$9.00	\$23.28	\$0.40	\$0.00	\$32.68	N
	2/9/2021	2464687	10313 Indigo Broom Loop	Water Meter Replacement Program; Replace meter over 1 million gallons 5/8" DateSched: 02/06/21	\$9.00	\$23.28	\$0.40	\$0.00	\$32.68	N
	2/9/2021	2464688	10317 Indigo Broom Loop	Water Meter Replacement Program; Replace meter over 1 million gallons 3/4" DateSched: 02/06/21	\$9.00	\$23.28	\$0.40	\$0.00	\$32.68	N
	2/9/2021	2464689	10421 Indigo Broom Loop	Water Meter Replacement Program; Replace meter over 1 million gallons 5/8" DateSched: 02/06/21	\$9.00	\$23.28	\$0.40	\$0.00	\$32.68	N
	2/9/2021	2464690	10509 Indigo Broom Loop	Water Meter Replacement Program; Replace meter over 1 million gallons 5/8" DateSched: 02/06/21	\$9.00	\$23.28	\$0.40	\$0.00	\$32.68	N
	2/9/2021	2464691	10527 Indigo Broom Loop	Water Meter Replacement Program; Replace meter over 1 million gallons 5/8" DateSched: 02/06/21	\$9.00	\$23.28	\$0.40	\$0.00	\$32.68	N

6358

INFRAMARK, LLC

01 Mar 2021 06:37:17PM CST

DISTRICT : SENNA HILLS MUD

Go Green! Think before you print.

INVOICE NO. 1132307 - DETAIL

INVOICE DATE: 2/26/2021

Work Type / Sub Category	Date Complete	WO Number	Address	Task Details	Equipment Costs	Labor Costs	Materials/Other Service Costs	Sales Tax Total	Total Costs	B/C
	2/9/2021	2464692	10546 Indigo Broom Loop	Water Meter Replacement Program; Replace meter over 1 million gallons 5/8" DateSched: 02/06/21	\$9.00	\$23.28	\$0.40	\$0.00	\$32.68	N
	2/8/2021	2464693	10555 Indigo Broom Loop	Water Meter Replacement Program; Replace meter over 1 million gallons 3/4" DateSched: 02/06/21	\$9.00	\$34.92	\$0.36	\$0.00	\$44.28	N
	2/9/2021	2464694	10601 Indigo Broom Loop	Water Meter Replacement Program; Replace meter over 1 million gallons 5/8" DateSched: 02/06/21	\$4.50	\$11.64	\$0.40	\$0.00	\$16.54	N
	2/9/2021	2464695	10606 Indigo Broom Loop	Water Meter Replacement Program; Replace meter over 1 million gallons 5/8" DateSched: 02/06/21	\$4.50	\$11.64	\$0.40	\$0.00	\$16.54	N
	2/9/2021	2464696	10624 Indigo Broom Loop	Water Meter Replacement Program; Replace meter over 1 million gallons 5/8" DateSched: 02/06/21	\$9.00	\$23.28	\$0.40	\$0.00	\$32.68	N
	2/9/2021	2464697	10643 Indigo Broom Loop	Water Meter Replacement Program; Replace meter over 1 million gallons 5/8" DateSched: 02/06/21	\$13.50	\$40.38	\$0.96	\$0.00	\$54.84	N
	2/8/2021	2464698	10644 Indigo Broom Loop	Water Meter Replacement Program; Replace meter over 1 million gallons 5/8" DateSched: 02/06/21	\$9.00	\$32.74	\$0.43	\$0.00	\$42.17	N
	2/9/2021	2464699	1712 Lemon Mint Ct	Water Meter Replacement Program; Replace meter over 1 million gallons 5/8" DateSched: 02/06/21	\$13.50	\$36.01	\$0.43	\$0.00	\$49.94	N
	2/9/2021	2464700	1719 Lemon Mint Ct	Water Meter Replacement Program; Replace meter over 1 million gallons 5/8" DateSched: 02/06/21	\$13.50	\$36.01	\$0.43	\$0.00	\$49.94	N
	2/9/2021	2464702	1720 Lemon Mint Ct	Water Meter Replacement Program; Replace meter over 1 million gallons 5/8" DateSched: 02/06/21	\$13.50	\$36.01	\$0.43	\$0.00	\$49.94	N
	2/9/2021	2464705	1600 Milagro Dr	Water Meter Replacement Program; Replace meter over 1 million gallons 3/4" DateSched: 02/06/21	\$13.50	\$36.01	\$0.43	\$0.00	\$49.94	N
	2/9/2021	2464707	1320 Milagro Dr	Water Meter Replacement Program; Replace meter over 1 million gallons 3/4" DateSched: 02/06/21	\$9.00	\$24.01	\$0.43	\$0.00	\$33.44	N

6358

INFRAMARK, LLC

01 Mar 2021 06:37:17PM CST

DISTRICT : SENNA HILLS MUD

Go Green! Think before you print.

INVOICE NO. 1132307 - DETAIL

INVOICE DATE: 2/26/2021

Work Type / Sub Category	Date Complete	WO Number	Address	Task Details	Equipment Costs	Labor Costs	Materials/Other Service Costs	Sales Tax Total	Total Costs	B/C
	2/9/2021	2464708	1512 Milagro Dr	Water Meter Replacement Program; Replace meter over 1 million gallons 3/4" DateSched: 02/06/21	\$13.50	\$36.01	\$0.43	\$0.00	\$49.94	N
	2/9/2021	2464709	11107 Muddler Cove	Water Meter Replacement Program; Replace meter over 1 million gallons 3/4" DateSched: 02/06/21	\$13.50	\$36.01	\$0.43	\$0.00	\$49.94	N
	2/8/2021	2464710	11109 Muddler Cove	Water Meter Replacement Program; Replace meter over 1 million gallons 3/4" DateSched: 02/06/21	\$9.00	\$34.92	\$0.36	\$0.00	\$44.28	N
	2/8/2021	2464739	10620 Pluchea Cove	Water Meter Replacement Program; Replace meter over 1 million gallons 3/4" DateSched: 02/06/21	\$9.00	\$34.92	\$0.60	\$0.00	\$44.52	N
	2/8/2021	2464771	2121 Rivina Dr	Water Meter Replacement Program; Replace meter over 1 million gallons 5/8" DateSched: 02/06/21	\$9.00	\$49.11	\$0.43	\$0.00	\$58.54	N
	2/8/2021	2464779	2150 Rivina Dr	Water Meter Replacement Program; Replace meter over 1 million gallons 5/8" DateSched: 02/06/21	\$9.00	\$49.11	\$0.43	\$0.00	\$58.54	N
	2/8/2021	2464838	2312 Rivina Dr	Water Meter Replacement Program; Replace meter over 1 million gallons 5/8" DateSched: 02/06/21	\$9.00	\$23.28	\$0.60	\$0.00	\$32.88	N
	2/8/2021	2464842	2316 Rivina Dr	Water Meter Replacement Program; Replace meter over 1 million gallons 5/8" DateSched: 02/06/21	\$9.00	\$34.92	\$0.36	\$0.00	\$44.28	N
	2/8/2021	2464847	2205 Rivina Dr	Water Meter Replacement Program; Replace meter over 1 million gallons 5/8" DateSched: 02/06/21	\$9.00	\$23.28	\$0.36	\$0.00	\$32.64	N
	2/9/2021	2465790	SENNA District Area	Relocate, Repair, Replace or Recondition Water System Asset; METER BOX PREP DateSched: 02/08/21	\$207.00	\$699.86	\$0.09	\$0.00	\$906.95	N
	2/11/2021	2469034	SENNA District Area	Hang Tags in District Area (Delinquent, NSF, customer service notice, boil water notices (active & resend), VWU); Hang delinquent tags in district.	\$36.25	\$78.68	\$0.72	\$0.00	\$115.65	N

6250
6250
6250

INFRAMARK, LLC

01 Mar 2021 06:37:17PM CST

DISTRICT : SENNA HILLS MUD

Go Green! Think before you print.

INVOICE NO. 1132307 - DETAIL

INVOICE DATE: 2/26/2021

Work Type / Sub Category	Date Complete	WO Number	Address	Task Details	Equipment Costs	Labor Costs	Materials/Other Service Costs	Sales Tax Total	Total Costs	B/C
	2/10/2021	2470999	11112 Muddler Cove	No Water Call, Investigate Problem; RESIDENT REPORTED NO WATER DateSched: 02/10/21	\$50.75	\$213.88	\$0.09	\$0.00	\$264.72	N
	2/19/2021	2472101	10500 Coreopsis Dr	Investigate Water System Leak; Customer reported leak at meter - please investigate - hang tag with results - she would like to know if we repaired or if she needs to call a plumber. DateSched: 02/19/21	\$36.00	\$139.68	\$0.43	\$0.00	\$176.11	N
	2/21/2021	2474011	10317 Indigo Broom Loop	Investigate Water System Leak; RESIDENT REPORTING LEAK. DETERMINE IF ON DISTRICT OR CUST. SIDE & NOTIFY RESIDENT DateSched: 02/21/21	\$21.75	\$75.30	\$0.09	\$0.00	\$97.14	N
	2/20/2021	2474580	1600 Acacia Bud Dr	Investigate Water System Leak; DateSched: 02/19/21	\$36.00	\$200.62	\$0.43	\$0.00	\$237.05	N
				General Maintenance & Repairs Total	\$1,335.25	\$4,258.57	\$1,136.21	\$0.00	\$6,730.03	
				MW Total	\$1,335.25	\$4,258.57	\$1,136.21	\$0.00	\$6,730.03	
Storm Water System										
General Maintenance & Repairs										
	10/21/2020	2360164	SENNA District Area	Investigate a Problem at a Storm Water System Asset; CONFINED SPACE - INVESTIGATE STORM DRAIN ISSUES AT HOA POOL DateSched: 10/21/20	\$1,213.91	\$1,232.48	\$0.00	\$0.00	\$2,446.39	N
				General Maintenance & Repairs Total	\$1,213.91	\$1,232.48	\$0.00	\$0.00	\$2,446.39	
				SW Total	\$1,213.91	\$1,232.48	\$0.00	\$0.00	\$2,446.39	
				Invoice Total	\$3,797.02	\$10,885.48	\$17,809.17	\$0.00	\$32,491.67	

625
↓

6300

McCALL GIBSON SWEDLUND BARFOOT PLLC
Certified Public Accountants

13100 Wortham Center Drive
Suite 235
Houston, Texas 77065-5610
(713) 462-0341
Fax (713) 462-2708

PO Box 29584
Austin, TX 78755-5126
(512) 610-2209
www.mgsbpllc.com
E-Mail: mgsb@mgsbpllc.com

February 26, 2021

Senna Hills Municipal Utility District
c/o Bott & Douthitt, PLLC
P. O. Box 2445
Round Rock, TX 78680

Client Number: 742-25

Audit of Senna Hills Municipal Utility District as of September 30, 2020, and for the year then ended including discussion of the Audit and Supplemental Information with the Board of Directors and testing the District's compliance with the Public Funds Investment Act.

Annual Audit Fee	\$ 11,000.00
Postage, delivery and report production	250.00
Less Interim Billing	<u>8,500.00</u>
Balance Due	<u>\$ 2,750.00</u>

We appreciate the opportunity to serve your District.

Nael W. Barfoot

By/Date Received: 102 2-26-21
By/Date Posted: 102 2/28
Approved for Payment: _____
Hand Delivered to: _____
Mailed By/Date: _____
GL#: 6340

Member of
American Institute of Certified Public Accountants
Texas Society of Certified Public Accountants



Murfee Engineering Company

Senna Hills M.U.D.
VIA EMAIL
c/o Bott & Douthitt, PLLC
P.O. Box 2445
Round Rock, TX 78680

Invoice number 44058
Date 03/10/2021
Project 11033 Senna Hills MUD

Professional Engineering Services Rendered Through February 28, 2021

Description

WASTEWATER SYSTEM O&M FYE 9/30/21

Provide wastewater maps to Jesse.

Total

PROFESSIONAL FEES

11033-75 Wastewater System O&M FYE 9/30/21

	Hours	Rate	Billed Amount
Managing Engineer John R. Ferguson	0.50	250.00	125.00
PROFESSIONAL FEES subtotal	0.50		125.00
		Invoice total	125.00

By/Date Received: DA 3-10-21
By/Date Posted: Jan 3/15
Approved for Payment: _____
Hand Delivered to: _____
Mailed By/Date: _____
GL#: 6830



Murfee Engineering Company

Senna Hills M.U.D.
VIA EMAIL
c/o Bott & Douthitt, PLLC
P.O. Box 2445
Round Rock, TX 78680

Invoice number 44056
Date 03/10/2021
Project 11033 SENNA HILLS MUD

Professional Engineering Services Rendered Through February 28, 2021

Assist with EQ inventory for insurance; meeting prep and attendance.

Description	Contract Amount	Prior Billed	Current Billed
11033-73 District Engineering FYE 9/30/21	12,000.00	4,000.00	1,000.00
Total	12,000.00	4,000.00	1,000.00

Invoice total 1,000.00

By/Date Received: DA 3-10-21
By/Date Posted: lu 3/15
Approved for Payment: _____
Hand Delivered to: _____
Mailed By/Date: _____
GL#: 6850



Murfee Engineering Company

Senna Hills M.U.D.
VIA EMAIL
c/o Bott & Douthitt, PLLC
P.O. Box 2445
Round Rock, TX 78680

Invoice number 44057
Date 03/10/2021
Project 11033 Senna Hills MUD

Professional Engineering Services Rendered Through February 28, 2021

Preliminary project scope: discuss with committee. Followup with contractors on site constraints.

Professional Fees

11033-72 Effluent Storage Pond Line Replacement

Table with 4 columns: Role, Hours, Rate, Billed Amount. Rows include Managing Engineer (John R. Ferguson), Senior Project Manager (Eelhard E. Meneses), Engineering Technician I (Philip E. Parker, Simone N. Guidry), and Draftsperson (Matthew Sweeney). Totals: Professional Fees subtotal 31.00 hours, 4,275.00; Invoice total 4,275.00.

Billing Summary

Table with 5 columns: Description, Estimated Fee, Total Earned, Prior Billed, Current Billed. Row: EFFLUENT STORAGE POND LINE REPLACEMENT. Total: 115,000.00, 18,086.78, 13,811.78, 4,275.00.

By/Date Received: 03-10-21
By/Date Posted: 3/15
Approved for Payment:
Hand Delivered to:
Mailed By/Date:
GL#: 7006

TRAVIS CENTRAL APPRAISAL DISTRICT

850 E. Anderson Lane
 P.O. Box 149012
 Austin, TX 78714

<h1>Invoice</h1>	Invoice Date	Invoice Number
	3/1/2021	6413

Jurisdiction ID: 5E

Senna Hills MUD
 P.O. Box 2445
 Round Rock, TX 78680

You may remit via ACH to Wells Fargo Bank, N.A.,
 account #7556188477, ABA #111900659.

To remit via wire, please contact the Finance
 Department.

Invoice Date	Charge Code	Description	Amount
3/1/2021	Appraisal Revenue	Appraisal Fees	\$1,408.41

By/Date Received: DA 3-8-21
 By/Date Posted: AW 3/15
 Approved for Payment: _____
 Hand Delivered to: _____
 Mailed By/Date: _____
 GL#: 6422 = 406.87
1173 = 1001.54

Due Date: 3/31/2021

Total: \$1,408.41

Invoice Date	Charge Code	Description	Amount
3/1/2021	Appraisal Revenue	Appraisal Fees	\$1,408.41

5E Senna Hills MUD

Total Due: \$1,408.41

Due Date: 3/31/2021

Amount Remitted: _____

Please remit payment at your earliest convenience. Should you have any questions, please contact Leana H. Mann at (512)834-9317 Ext. 405 or by e-mail at Lmann@tcadcentral.org.

WILLATT & FLICKINGER, PLLC
ATTORNEYS AT LAW

12912 HILL COUNTRY BLVD., SUITE F-232 · AUSTIN, TEXAS 78738 · (512) 476-6604 · FAX (512) 469-9148

March 16, 2021

Senna Hills Municipal Utility District
% Bott & Douthitt, PLLC
P.O. Box 2445
Round Rock, Texas 78680-2445

FOR PROFESSIONAL SERVICES RENDERED since the date of last billing:

GENERAL

BILL FLICKINGER

02/18/21 Continue revising agenda for next board meeting. (0.3 Hours). Continue preparation for next board meeting. (0.4 Hours).
02/19/21 Continue preparation for next board meeting. (0.5 Hours).
02/25/21 Continue preparation for tomorrow's board meeting. (0.9 Hours).
02/26/21 Complete preparation for and attend board meeting. (1.6 Hours).
03/12/21 Continue revising draft agenda for next board meeting. (0.3 Hours).

Attorney BF: 4.0 Hours

MATTHEW MCPHAIL

02/26/21 Attend board meeting. (1.2 Hours).
03/04/21 Continue review of annual cybersecurity awareness training for directors and preparation of memorandum on same. (0.2 Hours).
03/05/21 Continue review of annual cybersecurity awareness training for directors and preparation of memorandum on same. (0.2 Hours).

Attorney MM: 1.6 Hours

By/Date Received: JL 3/18
By/Date Posted: MM 3/19
Approved for Payment: _____
Hand Delivered to: _____
Mailed By/Date: _____
GL#: 6320

March 16, 2021

Page 2

JENIFFER CONCIENNE

- 02/18/21 Receive and review emails on winter averaging and water usage during winter storm. Continue preparing agenda and agenda package. Receive and review bookkeeper's report. Continue drafting minutes of last meeting. Send same to Lisa McKenzie and David I. Perl. Arrange to post agenda with Travis County Clerk and website. Send to Inframark for posting if accessible. Receive and review email from Robert Ferguson attaching engineer's report. Review email from Lisa McKenzie and Robert Ferguson on minutes. Respond to same. (3.3 Hours).
- 02/19/21 Send email to Jesse Kennis and Kristi Hester on manager's report. Continue preparing agenda package. Review reply. Complete agenda package and arrange to send to all parties and post on website. (1.3 Hours).
- 02/23/21 Review invoice from Austin American Statesman on Rules. (0.2 Hours). Send email to Jesse Kennis on manager's report. Review reply. (0.2 Hours). Continue preparing for Friday's board meeting. (0.7 Hours). Send December minutes for posting on website. (0.2 Hours). Receive, review and respond to Nancy Olson on confirmation of documents for preparation of annual audit. (0.2 Hours). Review TCAD notification of disaster exemptions. Register for webinar. (0.2 Hours).
- 02/24/21 Receive and review email from Lisa McKenzie on Friday's meeting. Continue preparing for same. Receive and review email from Ronja Keyes on manager's report. Review emails on effluent leak on Dell side of pond. Receive and review manager's report. (1.3 Hours).
- 02/25/21 Receive, review and respond to Robert Ferguson on per diems. (0.2 Hours). Continue preparing for tomorrow's board meeting. Receive updated Cash Activity Report; arrange to post on website. Receive and review email from David Perl on committee meeting. (0.9 Hours).
- 02/26/21 Complete preparation for and participate in board meeting. (2.0 Hours). Participate in TCAD Disaster Exemption webinar. (0.6 Hours).
- 03/02/21 Review emails from Jesse Kennis and Lisa McKenzie on fees charged to Golsons for pool. (0.5 Hours). Arrange to have video recording of board meeting posted on website. (0.2 Hours). Review email from TCAD on upcoming tax rate worksheets in connection with disaster exemptions. (0.3 Hours). Review email from LCRA on firm water conservation cost-sharing program. Send same to manager and engineer. (0.3 Hours).

March 16, 2021

Page 3

- 03/03/21 Review cybersecurity training requirements and programs. Telephone conference with TML on annual cybersecurity training and available programs. Draft and send email to Board on same. (0.5 Hours). Receive and review confirmation of same from David Perl; submit to Lisa Wald for per diem. (0.2 Hours).
- 03/04/21 Receive and review email from Jesse Kennis on TCEQ inspection results and report. (0.3 Hours). Receive and review emails on LCRA cost sharing program. (0.4 Hours).
- 03/05/21 Send email to Jesse Kennis on LCRA cost sharing program. (0.2 Hours). Receive and review email from Chet Palesko on same. Review application. Telephone conference with Stacy Pandey at the LCRA on same. (0.7 Hours).
- 03/09/21 Receive and review various emails from consultants and Chet Palesko on cost sharing program with the LCRA. Telephone conference with Stacy Pandey on same. Send email to Chet Palesko on submission of application for same. (1.0 Hour). Receive and review updates from TCAD. Send email to Lisa Wald on same. (0.2 Hours).
- 03/10/21 Receive and review email from Lisa McKenzie completing cybersecurity training. Send same to Lisa Wald. (0.2 Hours). Receive and review email from Cristi Stephenson on continuing disclosure documents. Compile same and send to Doug Whitt. (0.5 Hours). Receive and review email from Lisa Wald on TCAD updates. Respond to TCAD on same. (0.2 Hours). Send email to David Perl and Lisa McKenzie on subcommittee meeting. Send same to Robert Ferguson. Review replies. (0.3 Hours).
- 03/12/21 Review emails on Lemon Mint Park issues. Draft proposed agenda and send to all parties for review and comment. (0.7 Hours). Review emails from Chet Palesko on cost-sharing program. Respond to same. (0.4 Hours). Retrieve License Agreement with HOA and send to committee in preparation for next week's committee meeting. (0.3 Hours). Receive and send lab report to Inframark. (0.2 Hours). Review email from TCAD on upcoming preliminary values. (0.2 Hours).
- 03/16/21 Review email and attachments from Chet Palesko on submission of Costing-Sharing Program application. (0.4 Hours). Register for TCAD webinar on upcoming preliminary values and disaster declaration. (0.2 Hours). Receive and review minutes from Chet Palesko; arrange to post on website. (0.2 Hours). Continue drafting minutes of last meeting. (1.0 Hour).

Legal Assistant JC: 20.9 Hours

March 16, 2021

Page 4

ADMINISTRATION OF CONTRACT BETWEEN THE DISTRICT,
SENNA HILLS HOA, SENNA HILLS, LTD. AND THE SENNA HILLS TRUST

BILL FLICKINGER

- 03/09/21 Telephone with Lisa McKenzie on whether SHL has responded to joint letter from HOA and MUD. (0.2 Hours).
- 03/12/21 Receive and begin review of response by SHL to prior demand letter forward same to committee. (0.2 Hours).
- 03/13/21 Continue review of letter from attorney Dan Byrne. (0.2 Hours).
- 03/16/21 Complete preparation for and attend committee meeting on SHL contract. (0.9 Hours).

Attorney BF: 1.5 Hours

JENIFFER CONCIENNE

- 03/16/21 Review response by Kemp Gorthey in connection to letter sent by Lance Lackey. Review emails from Lisa McKenzie on prior correspondence regarding SHL project. Participate in committee meeting on same. (1.3 Hours).

Legal Assistant JC: 1.3 Hours

Attorney BF: 4.0 Hours @ \$325.00 per hour	\$1,300.00
Attorney MM: 1.6 Hours @ \$325.00 per hour	\$520.00
Legal Assistant JC: 20.9 Hours @ \$115.00 per hour	\$2,403.50

Attorney BF: 1.5 Hours @ \$325.00 per hour – Administration of Contract	\$487.50
Attorney MM: 0 Hours @ \$325.00 per hour – Administration of Contract	
Legal Assistant JC: 1.3 Hours @ \$115.00 per hour – Administration of Contract	\$149.50

March 16, 2021

Page 5

CLIENT EXPENSES

153 Photocopies @ \$.20 each	\$30.60	
30 Color Photocopies @ \$.50 each	\$15.00	
Travis County Clerk	\$3.00	
	Total Client Expenses	\$48.60
	TOTAL AMOUNT DUE	\$4,909.10

PLEASE REMIT TO:

Zane Furr
906 Madrone Drive
Georgetown, Texas 78628
(512) 825-7162

Senna Hills MUD
P.O.Box 2445
Round Rock, Texas 78681
ATTN: Allen Douthitt

Invoice Date
3/19/2021

Invoice #
ZF 2021-3

Customer ID #
Senna

Service Date	Description	Price	Total
3/1/21-3/31/21	Mowing/Trimming Services Senna Hills WW Treatment Plant Lift Station-Bee Caves Road Lift Station-Prickly Poppy Lift Station-Behind Taylor Lake Irrigation Pump Station-Behind Taylor Lake Wet Well-Behind Taylor Lake Bee Caves Pond Taylor Lake Irrigation Pond Milagro Pond Lift Station Pond-Strawflower Lots on Gilia Pond behind Senna Hills Drive 3 Areas in front of Ponds Easement beside 10728 Senna Hills Blvd Strawflower Pond In-flow and Out-flow Milagro Pond Outflow V-Notch Weir by WWTP		\$2,430.00
3/5/2021	Clearing Services Remove Yard Waste Across From 10413 Indigro Broon Loop Remove Yard Waste Across From 10417 Indigro Broon Loop Remove Broken Limb/Cut/Seal-Located in Tree Lemon Mint Park Investigate/Remove/Haul Fallen Limbs in Lemon Mint Park 2 Men x 3.5 hrs each plus \$61 Disposal Fee Kinsner Ranch		\$586.00
	By/Date Received: <u>Lu 3/19</u>		
	By/Date Posted: <u>Lu 3/19</u>		
	Approved for Payment: _____		
3/9/2021	Trimming Services Hand Delivered to: _____		\$500.00
	Mailed By/Date: _____		
	GL#: <u>6725</u>		

**Weedeat Around Irrigation Boxes And Heads
Irrigation Fields**

**3/10/2021 Mowing Services \$2,250.00
Mow Irrigation Fields**

**3/18/2021 Clearing Services \$961.00
Milagro Drive Pond
Cut/Remove/Haul Fallen Cedar Trees
2 Men x 6 hrs each plus \$61 Disposal Fee Austin Wood Recycle**

TOTAL DUE UPON RECEIPT \$6,727.00

All Payments Due Upon Receipt. Late Payment Penalty of 5% Applied to Unpaid Balance After

4/18/2021

Expenditures – Bookkeeper’s Account

SENNA HILLS M.U.D. / BOOKKEEPER'S ACCOUNT

LCRA

5744

Date	Type	Reference	Original Amt.	Balance Due	3/2/2021 Discount	Payment
2/28/2021	Bill	22869-Feb 2021	3,431.45	3,431.45		3,431.45
					Check Amount	3,431.45

Cash - ABC Bookkeep Raw Water - February 2021

3,431.45



Lower Colorado River Authority
 Questions for firm raw water service, call (512) 730-6757
 www.lcra.org

Previous Balance	\$3,692.53
Payments	\$(3,692.53)
Credits / Adjustments	\$0.00
Balance Forward	\$0.00
Current Charges	\$3,431.45
Account Balance	\$3,431.45



SENNA HILLS MUD #1
 C/O BOTT & DOUTHITT, PLLC
 ATTN: LISA WALD
 PO BOX 2445
 ROUND ROCK TX 78680-2445

By/Date Received: 03.22.21
 By/Date Posted: M 3/2
 Approved for Payment: [Signature]
 Hand Delivered to: _____
 Mailed By/Date: fm 3.3.21
 GL#: 6203 = 990.62
6201 = 2440.83

Service Address:
 Account Type: Raw Firm (PUA)
 Contract: 800-021-3940

Account	Customer	Statement Date	Due Date
00522869	00500969	02/26/21	03/28/21

Service From	Service to	Meter	Days	Previous Read	Current Read	Use (Gal)
01/04/21	02/12/21	56506845	39	275194.00	278528.00	3,334,000.00
01/04/21	02/12/21	56520955	39	69490.00	70584.00	1,094,000.00
01/04/21	02/12/21	LOSS-56506	39	275194.00	278528.00	18,337.00
01/04/21	02/12/21	LOSS-56520	39	69490.00	70584.00	6,017.00

BILLING DETAILS

Transaction Description	Consumption	Rate	Amount
Previous Balance			\$3,692.53
Payment - Thank You			\$(3,692.53)
Balance Forward			\$0.00
Raw Water			
Monthly Reservation Fee	33.67	\$72.50	\$2,440.83
Raw Water - Firm	13.66	\$72.50	\$990.62
Current Charges			\$3,431.45
Account Balance			\$3,431.45

MAQ = 404.00 AF

Consumption History	
Month	Use (AF)
Jan 2021	17.26
Feb 2021	13.66
TOTAL	30.93

1 AF = 325,851 gallons

PAYMENT OPTIONS

Mall:
 PO Box 301589
 Dallas, TX 75303-1589

Online:
 lcra.org/paywaterbill

In Person:
 Local HEB
 (HEB charges a fee)

ACH:
 JPMorgan Chase Bank of Texas
 ABA #111-000-614
 Account #09922872675

Wire:
 JPMorgan Chase Bank of Texas
 ABA #021-000-021 67 of 104
 Account #09922872675

SENNA HILLS M.U.D. / BOOKKEEPER'S ACCOUNT

Time Warner Cable

5745

Date	Type	Reference	Original Amt.	Balance Due	3/2/2021 Discount	Payment
2/28/2021	Bill	0143377022021	115.11	115.11		115.11
					Check Amount	115.11

Cash - ABC Bookkeep Internet - February 2021

115.11

February 20, 2021
Invoice Number: 0143377022021
Account Number: 8260 16 011 0143377
Security Code: 3550
Service At: 10500 BEE CAVES RD
AUSTIN TX 78733-5914

SPECTRUM BUSINESS NEWS

Contact Us
Visit us at SpectrumBusiness.net
Or, call us at 1-866-519-1263

Summary *Service from 02/20/21 through 03/19/21
details on following pages*

Previous Balance	115.11
Payments Received -Thank You!	-115.11
Remaining Balance	\$0.00
Spectrum Business™ Internet	114.98
Taxes, Fees and Charges	0.13
Current Charges	\$115.11
Total Due by 03/09/21	\$115.11



Thank you for choosing Spectrum Business.
We appreciate your prompt payment and value you as a customer.

By/Date Received: 02 3.2.21
By/Date Posted: 03/3/21
Approved for Payment: [Signature]
Hand Delivered to: _____
Mailed By/Date: tm 3.3.21
GL#: 6125

February 20, 2021



Invoice Number: SENNA HILLS MUD
0143377022021
Account Number: 8260 16 011 0143377
Security Code: 3660

Contact Us
Visit us at SpectrumBusiness.net
Or, call us at 1-866-519-1263

8260 1600 NO RP 20 02212021 NNNNNYNN 01 008227 0029

Charge Details

Previous Balance		115.11
Payment - Thank You	02/10	-115.11
Remaining Balance		\$0.00

Payments received after 02/20/21 will appear on your next bill.

Service from 02/20/21 through 03/19/21

Spectrum Business™ Internet

B Internet	119.99
Promotional Discount	-30.00
Spectrum WiFi	0.00
Web Hosting	0.00
Desktop Security	0.00
Spectrum Domain Name	0.00
Spectrum Vanity Email	0.00
Static IP 5	24.99
	\$114.98

Spectrum Business™ Internet Total \$114.98

Taxes, Fees and Charges

State Cost Recovery Fee	0.13
Taxes, Fees and Charges Total	\$0.13

Current Charges	\$115.11
Total Due by 03/09/21	\$115.11

Billing Information

Tax and Fees - This statement reflects the current taxes and fees for your area (including sales, excise, user taxes, etc.). These taxes and fees may change without notice.

Terms & Conditions - Spectrum's detailed standard terms and conditions for service are located at spectrum.com/policies.

Notice - Nonpayment of any portion of your cable television, high-speed data, and/or Digital Phone service could result in disconnection of any of your Spectrum provided services.

Recovery Fee - Spectrum imposes surcharges to recover costs of complying with its governmental obligations. Specifically, Spectrum chooses to impose the State Cost Recovery Fee to recover the cost of Spectrums Texas Margins Tax liability.

Past Due Fee / Late Fee Reminder - A late fee will be assessed for past due charges for service.

Complaint Procedures - You have 60 days from the billing date to register a complaint if you disagree with your charges.

Authorization to Convert your Check to an Electronic Funds Transfer Debit - If your check is returned, you expressly authorize your bank account to be electronically debited for the amount of the check plus any applicable fees. The use of a check for payment is your acknowledgment and acceptance of this policy and its terms and conditions.



SENNA HILLS M.U.D. / BOOKKEEPER'S ACCOUNT

Waste Management of Texas, Inc.

5746

Date	Type	Reference	Original Amt.	Balance Due	3/2/2021 Discount	Payment
3/1/2021	Bill	0111226-2161-5	308.44	308.44		308.44
					Check Amount	308.44

Cash - ABC Bookkeep Garbage Service - March 2021

308.44



INVOICE

Customer ID:

2-56760-05068

Customer Name:

SENNA HILLS MUD

Service Period:

03/01/21-03/31/21

Invoice Date:

02/24/2021

Invoice Number:

0111226-2161-5

How To Contact Us

Visit wm.com

To setup your online profile, sign up for paperless statements, manage your account, view holiday schedules, pay your invoice or schedule a pickup

Customer Service:
(800) 800-5804

Your Payment Is Due

Mar 26, 2021

If full payment of the invoiced amount is not received within your contractual terms, you may be charged a monthly late charge of 2.5% of the unpaid amount, with a minimum monthly charge of \$5, or such late charge allowed under applicable law, regulation or contract.

Your Total Due

\$308.44

If payment is received after 03/26/2021: **\$ 316.15**

Previous Balance	+	Payments	+	Adjustments	+	Current Invoice Charges	=	Total Account Balance Due
303.40		(303.40)		0.00		308.44		308.44

Description	Date	Ticket	Quantity	Amount
2 Yard Dumpster Service	03/01/21		1.00	222.38
Fuel / Environmental Charge				75.34
Regulatory Cost Recovery Charge				10.72
NON TAXABLE 0.00%				0.00
Total Current Charges				308.44

Details for Service Location:

Sevren Trent Service, 10500 Fm 2244, Austin TX 78733

Customer ID: 2-56760-05068

By/Date Received: 03-24-21

By/Date Posted: 03/12/21

Approved for Payment: [Signature]

Hand Delivered to: _____

Mailed By/Date: tm 3.3.21

GL#: 6100

SENNA HILLS M.U.D. / BOOKKEEPER'S ACCOUNT
TCEQ

5747

Date	Type	Reference	Original Amt.	Balance Due	3/9/2021 Discount	Payment
2/1/2021	Bill	T2E0003189	50.00	50.00		50.00
					Check Amount	50.00

Cash - ABC Bookkeep TXT2 #101606 - Tier2 Publ Emp Fee FY21

50.00

SENNA HILLS M.U.D. / BOOKKEEPER'S ACCOUNT**5748**

City of Austin

Date	Type	Reference	Original Amt.	Balance Due	3/12/2021 Discount	Payment
2/28/2021	Bill	359536828182	108.29	108.29		108.29
2/28/2021	Bill	353576278266	124.45	124.45		124.45
2/28/2021	Bill	606141144233	146.59	146.59		146.59
2/28/2021	Bill	462482058258	65.86	65.86		65.86
2/28/2021	Bill	612024075839	193.44	193.44		193.44
					Check Amount	638.63

Cash - ABC Bookkeep

638.63



Utility News

Bill Cycle 19

Read Dates

Next meter read date will be on or about 3/24/2021.

Are you struggling to meet basic needs during the COVID-19 pandemic? Get help with food, housing, transportation and more by calling 2-1-1 or visiting connectabx.org.

City of Austin Utilities offers several ways for customers to pay and manage their utility bills. To learn more about payment arrangements, financial assistance and other bill payment options, visit austinenergy.com/go/cap.

City of Austin Utilities Online Customer Care website has changed! You will find a redesigned look, improved functionality and new self-service options. Log in at coautilities.com.

Save Energy for What Matters. Enjoy extra savings. Whole-home energy upgrades through 4/15. Find savings at the store on LED bulbs, smart power strips & more. Enjoy rebates & incentives on smart thermostats. Info at austinenergy.com/go/tips.

Stop utility scammers: don't fall for the call! Austin Energy does not threaten to immediately disconnect your utilities or demand payment with cash or gift cards. Discover tips to help prevent scams: austinenergy.com/go/stopscams.

Contact Information

View or Pay online: www.coautilities.com

Customer Service: 512-494-9400
or call toll free at 1-888-340-6465
TDD: 512-477-8663
Se Habla Español

To report an electrical OUTAGE call 512-322-9100 or visit outagemap.austinenergy.com. Please have your account number available.

Summary of Service

SENNA HILLS M U D

Service Address: 10502 PRICKLY POPPY CV, ZIP: 78733

Account Number: 35983 10000

Invoice Number: 359536828182

Bill Print Date

Feb 26, 2021

Due Date

Mar 15, 2021

Previous Activity/Charges

Total Amount Due at Last Bill

\$139.61

Payment received - Thank you

-\$139.61

Previous Balance

\$0.00

Current Activity/Charges

Electric Service

+ \$108.29

Current Balance

\$108.29

If Payment is received after due date, a late fee will be assessed.

Total Amount Due

\$108.29

By/Date Received: 02-3-8-21

By/Date Posted: 3/1/21

Approved for Payment: [Signature]

Hand Delivered to: _____

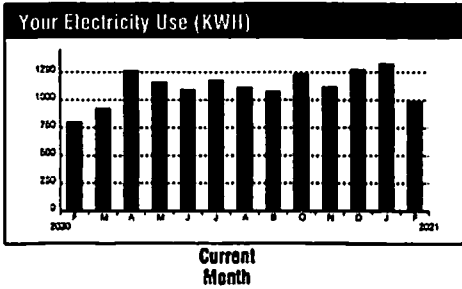
Mailed By/Date: _____

GL#: 6100

Continued On Next Page ⁷⁶



Service Details



Days of service 28
kWh Used 983
Avg. kWh per day 35.1
Avg. cost per day \$3.87
 13 month avg. consumption: 1115.54



ELECTRIC SERVICE

10502 PRICKLY POPPY CV, ZIP: 78733

Meter # 6173211

Read Date	01/26/2021	02/23/2021	Consumption
Read	2926	3909	983
	Reading Difference		983
	Total Consumption in KWH		983
	Demand Usage		6.47
	Power Factor		0.75

COA - Electric Commercial Secondary Voltage <10kW

Customer Charge	\$18.00
Energy Charge 983 kWh at \$0.04802 per kWh	\$47.20
Community Benefit Charges	\$2.91
Regulatory Charges 983 kWh at \$0.01009 per kWh	\$9.92
Power Supply Adjustment 983 kWh at \$0.03078 per kWh (winter)	\$30.26
Total Current Charges	\$108.29
Commercial Sales Tax	
Taxable Amount	\$108.29
TOTAL CURRENT CHARGES	\$108.29

Save Energy for What Matters. Enjoy extra savings whole-home energy upgrade, through A/E. Find savings at the store on LED bulbs, smart power strips & more. Enjoy rebates & incentives on smart thermostats. Info at austineenergy.com/go/tips.





Utility News

Bill Cycle 19

Read Dates

Next meter read date will be on or about 3/24/2021.

Are you struggling to meet basic needs during the COVID-19 pandemic? Get help with food, housing, transportation and more by calling 2-1-1 or visiting connectatx.org.

City of Austin Utilities offers several ways for customers to pay and manage their utility bills. To learn more about payment arrangements, financial assistance and other bill payment options, visit austnenergy.com/go/cap.

City of Austin Utilities Online Customer Care website has changed! You will find a redesigned look, improved functionality and new self-service options. Log in at coautilities.com.

Save Energy for What Matters. Enjoy extra savings whole-home energy upgrades through 4/15. Find savings at the store on LED bulbs, smart power strips & more. Enjoy rebates & incentives on smart thermostats. Info at austnenergy.com/go/tips.

Stop utility scammers: don't fall for the call. Austin Energy does not threaten to immediately disconnect your utilities or demand payment with cash or gift cards. Discover tips to help prevent scams: austnenergy.com/go/stopscams.

Contact Information

View or Pay online: www.coautilities.com

Customer Service: 512-494-9400
or call toll-free at 1-888-340-6465
TDD: 512-477-3663
Se Habla Español

To report an electrical **OUTAGE** call 512-322-9100 or visit outagemap.austnenergy.com. Please have your account number available.

Summary of Service

SENNA HILLS M U D

Service Address: 10828 1/2 SENNA HILLS DR, ZIP: 78733

Account Number: 35350 40000

Invoice Number: 353576278266

Bill Print Date

Feb 26, 2021

Due Date

Mar 15, 2021

Previous Activity/Charges

Total Amount Due at Last Bill \$132.17

Payment received - Thank you -\$132.17

Previous Balance \$0.00

Current Activity/Charges

Electric Service + \$124.45

Current Balance \$124.45

If Payment is received after due date, a late fee will be assessed.

Total Amount Due \$124.45

By/Date Received: DU 3-8-21

By/Date Posted: MU 3/11/21

Approved for Payment: [Signature]

Hand Delivered to: _____

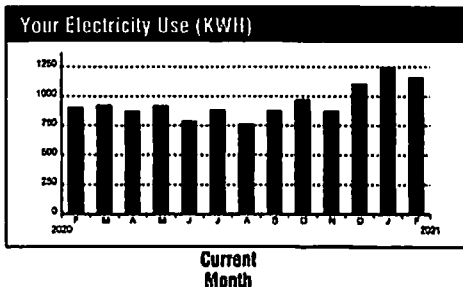
Mailed By/Date: _____

GL#: 6100

Continued On Next Page



Service Details



Days of service 28
KWh Used 1159
Avg. kWh per day 41.4
Avg. cost per day \$4.44
 13 month avg. consumption: 942.15



ELECTRIC SERVICE

10828 1/2 SENNA HILLS DR, ZIP: 78733

Meter # 6153727

Read Date	01/26/2021	02/23/2021	Consumption
Read	14219	15378	1159
	Reading Difference		1159
	Total Consumption in KWH		1159
	Demand Usage		5.37
	Power Factor		0.88

COA - Electric Commercial Secondary Voltage <10kW

Customer Charge	\$18.00
Energy Charge 1,159 kWh at \$0.04802 per kWh	\$55.66
Community Benefit Charges	\$3.43
Regulatory Charges 1,159 kWh at \$0.01009 per kWh	\$11.69
Power Supply Adjustment 1,159 kWh at \$0.03078 per kWh (winter)	\$35.67
Total Current Charges	\$124.45
Commercial Sales Tax	
Taxable Amount	\$124.45
TOTAL CURRENT CHARGES	\$124.45

Save Energy for What Matters. Enjoy extra savings whole-home energy upgrades through I45. Find savings at the store on LED bulbs, smart power strips & more. Enjoy rebates & incentives on smart thermostats. Info at austinenery.com/go/tips.





Utility News

Bill Cycle 19

Read Dates

Next meter read date will be on or about 3/24/2021.

Are you struggling to meet basic needs during the COVID-19 pandemic? Get help with food, housing, transportation and more by calling 2-1-1 or visiting connectatx.org.

City of Austin Utilities offers several ways for customers to pay and manage their utility bills. To learn more about payment arrangements, financial assistance and other bill payment options, visit austinenenergy.com/go/cap.

City of Austin Utilities Online Customer Care website has changed! You will find a redesigned look, improved functionality and new self-service options. Log in at coautilities.com.

Save Energy for What Matters. Enjoy extra savings, whole-home energy upgrades through 4/15. Find savings at the store on LED bulbs, smart power strips & more. Enjoy rebates & incentives on smart thermostats. Info at austinenenergy.com/go/tips.

Looking for easy ways to save on energy bills? Free home energy improvements are now available to more Austin Energy customers! Apply in minutes. austinenenergy.com/go/weatherize.

Contact Information

View or Pay online: www.coautilities.com

Customer Service: 512-494-9400
or call toll free at 1-888-340-6465
TDD: 512-477-3669
Se Habla Español

To report an electrical OUTAGE call 512-322-9100 or visit outagemap.austinenenergy.com. Please have your account number available.

Summary of Service

SENNA HILLS M U D

Service Address: 10724 1/2 STRAW FLOWER DR,
ZIP: 78733

Account Number: 60663 30000

Invoice Number: 606141144233

Bill Print Date

Feb 26, 2021

Due Date

Mar 15, 2021

Previous Activity/Charges

Total Amount Due at Last Bill \$160.37

Payment received - Thank you -\$160.37

Previous Balance \$0.00

Current Activity/Charges

Electric Service + \$146.59

Current Balance \$146.59

If Payment is received after due date, a late fee will be assessed.

Total Amount Due \$146.59

By/Date Received: DL 3-8-21

By/Date Posted: 2/23/21

Approved for Payment: [Signature]

Hand Delivered to: _____

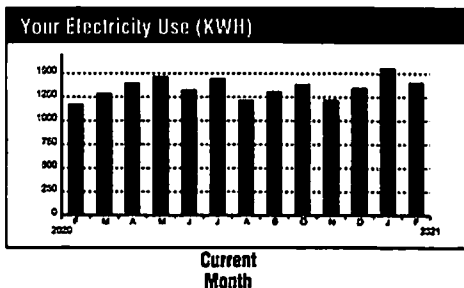
Mailed By/Date: _____

GL#: 6100

Continued On Next Page



Service Details



ELECTRIC SERVICE

10724 1/2 STRAW FLOWER DR, ZIP: 78733

Meter # 6152385

Read Date	01/26/2021	02/23/2021	Consumption
Read	20736	22136	1400
Reading Difference			1400
Total Consumption in KWH			1400
Demand Usage			5.88
Power Factor			0.56

Days of service 28
 kWh Used 1400
 Avg. kWh per day 50.0
 Avg. cost per day \$5.24
 13 month avg. consumption: 1344.38

COA - Electric Commercial Secondary Voltage <10kW

Customer Charge	\$18.00
Energy Charge 1,400 kWh at \$0.04802 per kWh	\$67.23
Community Benefit Charges	\$4.14
Regulatory Charges 1,400 kWh at \$0.01009 per kWh	\$14.13
Power Supply Adjustment 1,400 kWh at \$0.03078 per kWh (winter)	\$43.09
Total Current Charges	\$146.59
Commercial Sales Tax	
Taxable Amount	\$146.59
TOTAL CURRENT CHARGES	\$146.59



Save Energy for What Matters. Enjoy extra savings whole-home energy upgrades through A15. Find savings at the store on LED bulbs, smart power strips & more. Enjoy rebates & incentives on smart thermostats. Info at austincityenergy.com/go/tips.



Utility News

Bill Cycle 19

Read Dates

Next meter read date will be on or about 3/24/2021.

Are you struggling to meet basic needs during the COVID-19 pandemic? Get help with food, housing, transportation and more by calling 2-1-1 or visiting connectatx.org.

City of Austin Utilities offers several ways for customers to pay and manage their utility bills. To learn more about payment arrangements, financial assistance and other bill payment options, visit austinenergy.com/go/cap.

City of Austin Utilities Online Customer Care website has changed! You will find a redesigned look, improved functionality and new self-service options. Log in at coautilities.com.

Save Energy for What Matters. Enjoy extra savings whole-home energy upgrades through 4/15. Find savings at the store on LED bulbs, smart power strips & more. Enjoy rebates & incentives on smart thermostats. Info at austinenergy.com/go/tips.

Stop utility scammers: don't fall for the call! Austin Energy does not threaten to immediately disconnect your utilities or demand payment with cash or gift cards. Discover tips to help prevent scams: austinenergy.com/go/stopscams.

Contact Information

View or Pay online: www.coautilities.com

Customer Service: 512-494-9400
 or call toll free at 1-888-840-6465
 TDD: 512-477-3663
 Se Habla Español

To report an electrical **OUTAGE** call 512-322-9100 or visit outagemap.austinenergy.com. Please have your account number available.

Summary of Service

SENNA HILLS M U D

Service Address: 1709 1/2 LEMON MINT CT, ZIP: 78733

Account Number: 46251 00000

Invoice Number: 462482058258

Bill Print Date

Feb 26, 2021

Due Date

Mar 15, 2021

Previous Activity/Charges

Total Amount Due at Last Bill \$67.05

Payment received - Thank you -\$67.05

Previous Balance \$0.00

Current Activity/Charges

Electric Service + \$65.86

Current Balance \$65.86

If Payment is received after due date, a late fee will be assessed.

Total Amount Due \$65.86



E./Date Received: DL 3-8-21

E./Date Posted: 3/3/21

Approved for Payment: [Signature]

Hand Delivered to: _____

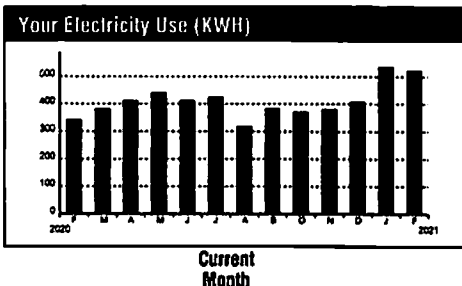
Mailed By/Date: _____

GL#: 6100

Continued On Next Page



Service Details



ELECTRIC SERVICE

1709 1/2 LEMON MINT CT, ZIP: 78733

Meter # 6153795

Read Date	01/26/2021	02/23/2021	Consumption
Read	6190	6711	521
	Reading Difference		521
	Total Consumption in KWH		521
	Demand Usage		3.72
	Power Factor		0.82

Days of service 28
 kWh Used 521
 Avg. kWh per day 18.6
 Avg. cost per day \$2.35
 13 month avg. consumption: 409.15

COA - Electric Commercial Secondary Voltage <10kW

Customer Charge	\$18.00
Energy Charge 521 kWh at \$0.04802 per kWh	\$25.02
Community Benefit Charges	\$1.54
Regulatory Charges 521 kWh at \$0.01009 per kWh	\$5.26
Power Supply Adjustment 521 kWh at \$0.03078 per kWh (winter)	\$16.04
Total Current Charges	\$65.86
Commercial Sales Tax	
Taxable Amount	\$65.86
TOTAL CURRENT CHARGES	\$65.86



Save Energy for What Matters. Enjoy extra savings whole-home energy upgrades through I115. Find savings at the store on LED bulbs, smart power strips & more. Enjoy rebates & incentives on smart thermostats. Info at auctiaenergy.com/go/i115.



Utility News

Bill Cycle 19

Read Dates

Next meter read date will be on or about 3/24/2021.

Are you struggling to meet basic needs during the COVID-19 pandemic? Get help with food, housing, transportation and more by calling 2-1-1 or visiting connectatx.org.

City of Austin Utilities offers several ways for customers to pay and manage their utility bills. To learn more about payment arrangements, financial assistance and other bill payment options, visit austinenergy.com/go/cap.

City of Austin Utilities Online Customer Care website has changed! You will find a redesigned look, improved functionality and new self-service options. Log in at coautilities.com.

Save Energy for What Matters. Enjoy extra savings whole-home energy upgrades through 4/15. Find savings at the store on LED bulbs, smart power strips & more. Enjoy rebates & incentives on smart thermostats. Info at austinenergy.com/go/tips.

Stop utility scammers: don't fall for the call! Austin Energy does not threaten to immediately disconnect your utilities or demand payment with cash or gift cards. Discover tips to help prevent scams: austinenergy.com/go/stopscams.

Contact Information

View or Pay online: www.coautilities.com

Customer Service: 512-494-9400
or call toll free at 1-888-340-6465
TDD: 512-477-3663
Se Habla Español

To report an electrical **OUTAGE** call 512-322-9100 or visit outagemap.austinenergy.com. Please have your account number available.

Summary of Service

SENNA HILLS M U D

Service Address: 10425 1/2 SENNA HILLS DR, ZIP: 78733

Account Number: 61251 00000

Invoice Number: 612024075839

Bill Print Date

Feb 26, 2021

Due Date

Mar 15, 2021

Previous Activity/Charges

Total Amount Due at Last Bill \$212.26

Payment received - Thank you -\$212.26

Previous Balance \$0.00

Current Activity/Charges

Electric Service + \$193.44

Current Balance \$193.44

If Payment is received after due date, a late fee will be assessed.

Total Amount Due \$193.44



By/Date Received: 03-08-21

By/Date Posted: 3/10

Approved for Payment: [Signature]

Hand Delivered to: _____

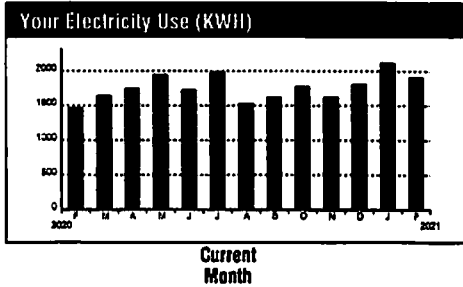
Mailed By/Date: _____

GL#: 6100

Continued On Next Page ^{84 of 84}



Service Details



Days of service 28
kWh Used 1910
Avg. kWh per day 68.2
Avg. cost per day \$6.91
 13 month avg. consumption: 1759.38



ELECTRIC SERVICE

10426 1/2 SENNA HILLS DR, ZIP: 78733

Meter # 6172533

Read Date	01/26/2021	02/23/2021	Consumption
Read	12980	14890	1910
	Reading Difference		1910
	Total Consumption in KWH		1910
	Demand Usage		16.86
	Power Factor		0.74

COA - Electric Commercial Secondary Voltage <10kW

Customer Charge	\$18.00
Energy Charge 1,910 kWh at \$0.04802 per kWh	\$91.72
Community Benefit Charges	\$5.66
Regulatory Charges 1,910 kWh at \$0.01009 per kWh	\$19.27
Power Supply Adjustment 1,910 kWh at \$0.03078 per kWh (winter)	\$58.79
Total Current Charges	\$193.44
Commercial Sales Tax	
Taxable Amount	\$193.44
TOTAL CURRENT CHARGES	\$193.44

Save Energy for What Matters. Enjoy extra savings whole-home energy upgrades through #15. Find savings at the store on LED bulbs, smart power strips & more. Enjoy rebates & incentives on smart thermostats. Info at austinelectric.com/go/tips.




SENNA HILLS M.U.D. / BOOKKEEPER'S ACCOUNT
A T & T

5749

Date	Type	Reference	Original Amt.	Balance Due	3/17/2021	Discount	Payment
3/1/2021	Bill	512A8560574754-3/21	595.54	595.54			595.54
					Check Amount		595.54

Cash - ABC Bookkeep Telephone - March 2021

595.54



AT&T

SENNA HILLS MUD LSI
PO BOX 2445
ROUND ROCK TX 78680 - 2445

Page 1 of 2
Account Number 512 A85-6057 475 4
Billing Date Feb 28, 2021

Web Site att.com

Monthly Statement

Bill-At-A-Glance

Previous Consolidated Bill	598.96
Payment Received 2-15 Thank you!	598.96CR
Adjustments	.00
Balance	.00
Current Charges	595.54
Total Amount Due	\$595.54
Amount Due in Full By	Mar 25, 2021

Individual Account Summary

Consolidated Summary of Current Charges

Account Number	Plans and Services	Other Providers	Taxes	Total Charges
512 283-0181 479	189.06	.00	.00	189.06
512 283-0347 259	84.53	.00	.00	84.53
512 283-4640 075	84.53	3.83	.00	88.36
512 283-9209 900	84.53	.00	.00	84.53
512 283-9211 948	84.53	.00	.00	84.53
512 402-1142 911	84.53	.00	.00	84.53
Totals	591.71	3.83	.00	595.54

Billing Summary

Online: att.com/myatt	Page	
Plans and Services		.00
1 800 321-2000		
Service Changes:		
1 800 321-2000		
Repair Services:		
1 800 286-8313		
Individual Account Summary	1	595.54
Total Current Charges		595.54

By/Date Received: DA 3-10-21
 By/Date Posted: MW 3/17
 Approved for Payment: [Signature]
 Hand Delivered to: _____
 Mailed By/Date: MW 3/17
 GL#: 6125

News You Can Use Summary

- PREVENT DISCONNECT
- INTERCEPT EXTENSION
- DURING AN EMERGENCY
- LONG DIST. PROVIDERS
- FEE DESCRIPTIONS
- STILL GETTING PAPER?

See "News You Can Use" for additional information

News You Can Use

PREVENT DISCONNECT

Thank you for being a valued customer. Please be aware that all charges must be paid each month to keep your account current and prevent collection activities. We are required to inform you that certain charges such as your telephone line, and fees and surcharges MUST be paid in order to prevent interruption of basic local service. These charges are already included in the Total Amount Due and are \$595.54. Also, neglecting payment for other charges, such as long distance, voice mail, InLine@, wireless, and Internet may result in those services being interrupted.

LONG DIST. PROVIDERS

Our records show that you have not selected a primary local toll or long distance carrier. Please contact us if this does not agree with your records.

INTERCEPT EXTENSION

AT&T will be eliminating its Intercept Extension Service on or after 4/30/2021. Intercept Extension Service (also known as Intercept Referral Extension Service or Number Referral Service, additional months) extends intercept beyond the free period. Customers currently using Intercept Extension Service will receive the service through the end date of their paid extension. Intercept service uses a standard announcement to inform callers that the number they attempted to reach has been disconnected or is no longer in service. Questions, please call us at the toll free number on your bill.

FEE DESCRIPTIONS

The Administrative Expense Fee recovers a portion of AT&T's internal costs associated with the Federal Communications Commission's Universal Service Fund and related programs. The Federal Regulatory Fee recovers amounts paid to the federal government for regulatory costs and telecommunications services for the hearing impaired, and costs associated with local number portability administration. These fees are not taxes or charges that the government requires AT&T to collect from its customers.

Local Services provided by AT&T Arkansas, AT&T Kansas, AT&T Missouri, AT&T Oklahoma, or AT&T Texas based upon the service address location.

GO GREEN - Enroll in paperless billing.

SENNA HILLS MUD LSI
PO BOX 2445
ROUND ROCK TX 78680

Page 1 of 2
Account Number 512 263-0161 479 7
Billing Date Feb 28, 2021

Web Site att.com



Monthly Statement

Bill-At-A-Glance

Previous Bill	.00
Payment	.00
Adjustments	.00
Balance	.00
Current Charges	169.06
Total Applied to 512 A85-6057	\$169.06
Do Not Pay	

Billing Summary

Online: att.com/myatt	Page	
Plans and Services	1	169.06
1 800 321-2000		
Service Changes:		
1 800 321-2000		
Repair Services:		
1 800 286-8313		
Total Current Charges		169.06

News You Can Use Summary

- LONG DIST. PROVIDERS
- FEE DESCRIPTIONS
- COST ASSESSMENT CHRG
- STILL GETTING PAPER?
- INTERCEPT EXTENSION
- PRICE INCREASE
- DURING AN EMERGENCY

See "News You Can Use" for additional information

Plans and Services

Monthly Service - Mar 1 thru Mar 28

Charges for 512 263-0161

1. Bus Local Calling Unlimited B Business Line (Measured Rate)	65.00
Caller ID Name Delivery	
Caller ID Number Delivery	
Expanded Local Calling Service	
Touchtone	
Unlimited Local Usage	

Charges for 512 263-5499

2. Bus Local Calling Unlimited B Business Line (Measured Rate)	65.00
Caller ID Name Delivery	
Caller ID Number Delivery	
Expanded Local Calling Service	
Touchtone	
Unlimited Local Usage	

Total Monthly Service 130.00

Surcharges and Other Fees

3. Federal Subscriber Line Charge	18.58
4. 911 Fee	1.00
5. State Cost-Recovery Fee	.30
6. Federal Universal Service Fee	6.94
7. Cost Assessment Charge	12.24
Total Surcharges and Other Fees	39.06

Taxes

8. Federal	.00
9. State and Local	.00
Total Taxes	.00

Total Plans and Services 169.06

Amount Subject to Sales Tax: .30

News You Can Use

LONG DIST. PROVIDERS

Our records show that you have selected AT&T Local Services or a company that resells their services as your primary local toll carrier and that you have chosen not to select a long distance carrier. Please contact us if this does not agree with your records.

Local Services provided by AT&T Arkansas, AT&T Kansas, AT&T Missouri, AT&T Oklahoma, or AT&T Texas based upon the service address location.



SENNA HILLS MUD LSI
ATTN DAVID ISBELL
5008 BURLESON RD
AUSTIN TX 78744

Page 1 of 2
Account Number 512 263-0347 259 0
Billing Date Feb 28, 2021

Web Site att.com

Monthly Statement

Bill-At-A-Glance

Previous Bill	.00
Payment	.00
Adjustments	.00
Balance	.00
Current Charges	84.53
Total Applied to 512 A85-6057	\$84.53
Do Not Pay	

Billing Summary

Online: att.com/myatt	Page	
Plans and Services	1	84.53
1 800 321-2000		
Service Changes:		
1 800 321-2000		
Repair Services:		
1 800 286-8313		
Total Current Charges		84.53

News You Can Use Summary

- LONG DIST. PROVIDERS
- FEE DESCRIPTIONS
- COST ASSESSMENT CHRG
- STILL GETTING PAPER?
- INTERCEPT EXTENSION
- PRICE INCREASE
- DURING AN EMERGENCY

See "News You Can Use" for additional information

Plans and Services

Monthly Service - Mar 1 thru Mar 28

1. Bus Local Calling Unlimited B Business Line (Measured Rate)	65.00
Caller ID Name Delivery	
Caller ID Number Delivery	
Expanded Local Calling Service	
Touchtone	
Unlimited Local Usage	

Surcharges and Other Fees

2. Federal Subscriber Line Charge	9.29
3. 911 Fee	.50
4. State Cost-Recovery Fee	.15
5. Federal Universal Service Fee	3.47
6. Cost Assessment Charge	6.12
Total Surcharges and Other Fees	19.53

Taxes

7. Federal	.00
8. State and Local	.00
Total Taxes	.00

Total Plans and Services

84.53

Amount Subject to Sales Tax: .15

News You Can Use

LONG DIST. PROVIDERS

Our records show that you have not selected a primary local toll or long distance carrier. Please contact us if this does not agree with your records.

INTERCEPT EXTENSION

AT&T will be eliminating its Intercept Extension Service on or after 4/30/2021. Intercept Extension Service (also known as Intercept Referral Extension Service or Number Referral Service, additional months) extends intercept beyond the free period. Customers currently using Intercept Extension Service will receive the service through the end date of their paid extension. Intercept service uses a standard announcement to inform callers that the number they attempted to reach has been disconnected or is no longer in service. Questions, please call us at the toll free number on your bill.

Local Services provided by AT&T Arkansas, AT&T Kansas, AT&T Missouri, AT&T Oklahoma, or AT&T Texas based upon the service address location.



SENNA HILLS MUD LSI
STE 105
1421 W WELLS BRANCH PKWY
PFLUGERVILLE TX 78660

Page 1 of 2
Account Number 512 263-4640 075 6
Billing Date Feb 28, 2021

Web Site att.com

Monthly Statement

Bill-At-A-Glance

Previous Bill	.00
Payment	.00
Adjustments	.00
Balance	.00
Current Charges	88.36
Total Applied to 512 A85-6057	\$88.36
Do Not Pay	

Billing Summary

Online: att.com/myatt	Page	
Plans and Services	1	84.53
1 800 321-2000		
Service Changes:		
1 800 321-2000		
Repair Services:		
1 800 286-8313		
AT&T Long Distance	1	3.83
1 800 321-2000		
Total Current Charges		88.36

News You Can Use Summary

- LONG DIST. PROVIDERS
- FEE DESCRIPTIONS
- COST ASSESSMENT CHRG
- STILL GETTING PAPER?
- INTERCEPT EXTENSION
- PRICE INCREASE
- DURING AN EMERGENCY

See "News You Can Use" for additional information

Plans and Services

Monthly Service - Mar 1 thru Mar 28

1. Bus Local Calling Unlimited B Business Line (Measured Rate)	85.00
Caller ID Name Delivery	
Caller ID Number Delivery	
Expanded Local Calling Service	
Touchtone	
Unlimited Local Usage	

Surcharges and Other Fees

2. Federal Subscriber Line Charge	9.29
3. 911 Fee	.50
4. State Cost-Recovery Fee	.15
5. Federal Universal Service Fee	3.47
6. Cost Assessment Charge	6.12
Total Surcharges and Other Fees	19.53

Taxes

7. Federal	.00
8. State and Local	.00
Total Taxes	.00

Total Plans and Services

84.53

Amount Subject to Sales Tax: .15

AT&T Long Distance

Important Information

Message Regarding Terms & Conditions:
To view your Terms & Conditions for AT&T Long Distance, access www.att.com/servicepublications or call AT&T at the toll free number on your bill.

Invoice Summary

(as of February 16, 2021)

Current Charges	
Service Charges	3.00
Credits and Adjustments	.00
Call Charges	.00
Surcharges and Other Fees	.62
Taxes	.21

Total Invoice Summary

3.83

Local Services provided by AT&T Arkansas, AT&T Kansas, AT&T Missouri, AT&T Oklahoma, or AT&T Texas based upon the service address location.



SENNA HILLS MUD LSI
 STE 105
 1421 W WELLS BRANCH PKWY
 PFLUGERVILLE TX 78660

Page 2 of 2
 Account Number 512 263-4640 075 6
 Billing Date Feb 28, 2021

AT&T Long Distance

Service Charges

Monthly Service Charges

Type of Service	Period	Qty	
1. BUS CLING	02/15-03/14	1	3.00
Total Monthly Service Charges			3.00
Total Service Charges			3.00

Surcharges and Other Fees

Description	
2. Federal Regulatory Fee	.11
3. Federal Universal Service Fee	.45
4. State Cost-Recovery Fee	.01
5. Texas Universal Service	.05
Total Surcharges and Other Fees	.62

Taxes

Description	
6. Federal Tax	.00
7. State and Local Taxes	.21
Total Taxes	.21

Total AT&T Long Distance 3.83

News You Can Use

LONG DIST. PROVIDERS

Our records indicate that you have selected AT&T Long Distance or a company that resells their services as your primary local toll carrier and AT&T Long Distance or a company that resells their services as your primary long distance carrier. Please contact us if this does not agree with your records.

INTERCEPT EXTENSION

AT&T will be eliminating its Intercept Extension Service on or after 4/30/2021. Intercept Extension Service (also known as Intercept Referral Extension Service or Number Referral Service, additional months) extends intercept beyond the free period. Customers currently using Intercept Extension Service will receive the service through the end date of their paid extension. Intercept service uses a standard announcement to inform callers that the number they attempted to reach has been disconnected or is no longer in service. Questions, please call us at the toll free number on your bill.

FEE DESCRIPTIONS

The Administrative Expense Fee recovers a portion of AT&T's internal costs associated with the Federal Communications Commission's Universal Service Fund and related programs. The Federal Regulatory Fee recovers amounts paid to the federal government for regulatory costs and telecommunications services for the hearing impaired, and costs associated with local number portability administration. These fees are not taxes or charges that the government requires AT&T to collect from its customers.

PRICE INCREASE

Effective April 23, 2021, the month-to-month per line price of Business Local Calling (BLC) Unlimited A (Option A), Unlimited B (Option B), Block of Time (Option C) and Measured (Option D) packages will increase. BLC Unlimited A (Option A) will increase from \$117.00 to \$147.00, BLC Unlimited B (Option B) will increase from \$127.00 to \$157.00, BLC Block of Time (Option C) will increase from \$149.00 to \$169.00 and BLC Measured (Option D) will increase from \$142.00 to \$162.00. Customers currently on a BLC term plan will continue to receive their current BLC term package price through the end of their term. If you are not under a term plan, you have the right to cancel your subscription to any of these services, without penalty. For questions about this change, please contact an AT&T Service Representative at the toll-free number on your bill or visit att.com.

COST ASSESSMENT CHRG

AT&T charges you this monthly per line amount to recover its ongoing costs incurred for property taxes and supporting the administration of local number portability, a government program that enables customers to retain their telephone number when changing service providers. This fee is not a tax or charge that the government requires AT&T to collect from its customers.

DURING AN EMERGENCY

In an emergency, please do NOT call your Local ('0') or Long Distance ('00') Operator as it will cause unnecessary delay in help from emergency responders. Dial 9-1-1 for help when there is an emergency that poses an immediate threat to your life or property.

STILL GETTING PAPER?

Email us at GoPaperless@att.com with the subject line "Save Paper" to sign up for paperless billing today!

Terms and Conditions

PROVIDER QUESTIONS

You may contact the Public Utility Commission of Texas, Office of Customer Protection, P.O. Box 13326, Austin, TX 78711-3326, 1-512-936-7120 or toll-free in Texas at 1-888-782-8477 or by e-mail at customer@puc.state.tx.us if you believe the local or long distance telephone provider on your bill are not correct or if there are unauthorized charges on your bill. Hearing and speech impaired customers with text telephones (TTY) may call 1-512-936-7138. When corresponding by mail, include your complaint and copies of the phone bills.

Please contact AT&T to switch back to the provider of your choice or if you believe there are any unauthorized charges on your bill. For a complete listing of Terms and Conditions, visit us at att.com/servicepublication





SENNA HILLS MUD LSI
ATTN: DAVID ISBELL
5008 BURLISON RD
AUSTIN TX 78744

Page 1 of 2
Account Number 512 263-9209 900 7
Billing Date Feb 28, 2021
Web Site att.com

Monthly Statement

Bill-At-A-Glance

Previous Bill	.00
Payment	.00
Adjustments	.00
Balance	.00
Current Charges	84.53
Total Applied to 512 A85-6057	\$84.53
Do Not Pay	

Billing Summary

Online: att.com/myatt	Page	
Plans and Services	1	84.53
1 800 321-2000		
Service Changes:		
1 800 321-2000		
Repair Services:		
1 800 286-8313		
Total Current Charges		84.53

News You Can Use Summary

- LONG DIST. PROVIDERS
- FEE DESCRIPTIONS
- COST ASSESSMENT CHRG
- STILL GETTING PAPER?
- INTERCEPT EXTENSION
- PRICE INCREASE
- DURING AN EMERGENCY

See "News You Can Use" for additional information

Plans and Services

Monthly Service - Mar 1 thru Mar 28

1. Bus Local Calling Unlimited B Business Line (Measured Rate) Caller ID Name Delivery Caller ID Number Delivery Expanded Local Calling Service Touchtone Unlimited Local Usage	85.00
---	-------

Surcharges and Other Fees

2. Federal Subscriber Line Charge	9.29
3. 911 Fee	.50
4. State Cost-Recovery Fee	.15
5. Federal Universal Service Fee	3.47
6. Cost Assessment Charge	6.12
Total Surcharges and Other Fees	19.53

Taxes

7. Federal	.00
8. State and Local	.00
Total Taxes	.00

Total Plans and Services

84.53

Amount Subject to Sales Tax: .15

News You Can Use

LONG DIST. PROVIDERS

Our records show that you have selected AT&T Local Services or a company that resells their services as your primary local toll carrier and that you have chosen not to select a long distance carrier. Please contact us if this does not agree with your records.

INTERCEPT EXTENSION

AT&T will be eliminating its Intercept Extension Service on or after 4/30/2021. Intercept Extension Service (also known as Intercept Referral Extension Service or Number Referral Service, additional months) extends intercept beyond the free period. Customers currently using Intercept Extension Service will receive the service through the end date of their paid extension. Intercept service uses a standard announcement to inform callers that the number they attempted to reach has been disconnected or is no longer in service. Questions, please call us at the toll free number on your bill.

Local Services provided by AT&T Arkansas, AT&T Kansas, AT&T Missouri, AT&T Oklahoma, or AT&T Texas based upon the service address location.

SENNA HILLS MUD LS1
PER AQUA SOURCE INC
5008 BURLESON RD
AUSTIN TX 78744

Page 1 of 2
Account Number 512 263-9211 946 6
Billing Date Feb 28, 2021

Web Site att.com



Monthly Statement

Bill-At-A-Glance

Previous Bill	.00
Payment	.00
Adjustments	.00
Balance	.00
Current Charges	84.53
Total Applied to 512 A85-6057	\$84.53
Do Not Pay	

Billing Summary

Online: att.com/myatt	Page	
Plans and Services	1	84.53
1 800 321-2000		
Service Changes:		
1 800 321-2000		
Repair Services:		
1 800 286-8313		
Total Current Charges		84.53

Plans and Services

Monthly Service - Mar 1 thru Mar 28

1. Bus Local Calling Unlimited B Business Line (Measured Rate)	65.00
Caller ID Name Delivery	
Caller ID Number Delivery	
Expanded Local Calling Service	
Touchtone	
Unlimited Local Usage	

Surcharges and Other Fees

2. Federal Subscriber Line Charge	9.29
3. 911 Fee	.50
4. State Cost-Recovery Fee	.15
5. Federal Universal Service Fee	3.47
6. Cost Assessment Charge	6.12
Total Surcharges and Other Fees	19.53

Taxes

7. Federal	.00
8. State and Local	.00
Total Taxes	.00

Total Plans and Services

84.53

Amount Subject to Sales Tax: .15

News You Can Use

LONG DIST. PROVIDERS

Our records show that you have selected AT&T Local Services or a company that resells their services as your primary local toll carrier and that you have chosen not to select a long distance carrier. Please contact us if this does not agree with your records.

INTERCEPT EXTENSION

AT&T will be eliminating its Intercept Extension Service on or after 4/30/2021. Intercept Extension Service (also known as Intercept Referral Extension Service or Number Referral Service, additional months) extends intercept beyond the free period. Customers currently using Intercept Extension Service will receive the service through the end date of their paid extension. Intercept service uses a standard announcement to inform callers that the number they attempted to reach has been disconnected or is no longer in service. Questions, please call us at the toll free number on your bill.

News You Can Use Summary

- LONG DIST. PROVIDERS
- FEE DESCRIPTIONS
- COST ASSESSMENT CHRG
- STILL GETTING PAPER?
- INTERCEPT EXTENSION
- PRICE INCREASE
- DURING AN EMERGENCY

See "News You Can Use" for additional information

Local Services provided by AT&T Arkansas, AT&T Kansas, AT&T Missouri, AT&T Oklahoma, or AT&T Texas based upon the service address location.



SENNA HILLS MUD
ACCTS PAYABLE 105
1106 CLAYTON LN STE 400W
AUSTIN TX 78723

Page 1 of 2
Account Number 512 402-1142 911 3
Billing Date Feb 28, 2021
Web Site att.com

Monthly Statement

Bill-At-A-Glance

Previous Bill	.00
Payment	.00
Adjustments	.00
Balance	.00
Current Charges	84.53
Total Applied to 512 A85-6057	\$84.53

Do Not Pay

Billing Summary

Online: att.com/myatt	Page	
Plans and Services	1	84.53
1 800 321-2000		
Service Changes:		
1 800 321-2000		
Repair Services:		
1 800 286-8313		
Total Current Charges		84.53

News You Can Use Summary

- LONG DIST. PROVIDERS
- FEE DESCRIPTIONS
- COST ASSESSMENT CHRG
- STILL GETTING PAPER?
- INTERCEPT EXTENSION
- PRICE INCREASE
- DURING AN EMERGENCY

See "News You Can Use" for additional information

Plans and Services

Monthly Service - Mar 1 thru Mar 28

1. Bus Local Calling Unlimited B	85.00
Business Line (Measured Rate)	
Caller ID Name Delivery	
Caller ID Number Delivery	
Expanded Local Calling Service	
Touchtone	
Unlimited Local Usage	

Surcharges and Other Fees

2. Federal Subscriber Line Charge	9.29
3. 911 Fee	.50
4. State Cost-Recovery Fee	.15
5. Federal Universal Service Fee	3.47
6. Cost Assessment Charge	6.12
Total Surcharges and Other Fees	19.53

Taxes

7. Federal	.00
8. State and Local	.00
Total Taxes	.00

Total Plans and Services

84.53

Amount Subject to Sales Tax: .15

News You Can Use

LONG DIST. PROVIDERS

Our records show that you have not selected a primary local toll or long distance carrier. Please contact us if this does not agree with your records.

INTERCEPT EXTENSION

AT&T will be eliminating its Intercept Extension Service on or after 4/30/2021. Intercept Extension Service (also known as Intercept Referral Extension Service or Number Referral Service, additional months) extends intercept beyond the free period. Customers currently using Intercept Extension Service will receive the service through the end date of their paid extension. Intercept service uses a standard announcement to inform callers that the number they attempted to reach has been disconnected or is no longer in service. Questions, please call us at the toll free number on your bill.

SENNA HILLS M.U.D. / BOOKKEEPER'S ACCOUNT

West Travis County PUA

5750

Date	Type	Reference	Original Amt.	Balance Due	3/17/2021 Discount	Payment
2/28/2021	Bill	0715230000100-2/21	16,757.52	16,757.52		16,757.52
					Check Amount	16,757.52

Cash - ABC Bookkeep Potable Water - February 2021

16,757.52



WEST TRAVIS COUNTY PUBLIC UTILITY AGENCY
 13215 BEE CAVE PKWY
 BLDG B, STE 110
 BEE CAVE, TX 78738
 (512) 263-0125 or www.wtcpua.org
 Please make checks payable to WTCPUA

Account Number	AMOUNT DUE
071523-00001-00	\$16,757.52
Due Date	After Due Date Pay
3/30/2021	\$17,804.87
Service Address	
SENNA HILLS Dr	
Amount Enclosed	

SENNA HILLS MUD #1
 C/O BOTT & DOUTHITT, PLLC
 ATTN: LISA WALD
 P.O. Box 2445
 ROUND ROCK, TX 78680

WTCPUA
 13215 BEE CAVE PKWY
 BLDG B, STE 110
 BEE CAVE, TX 78738

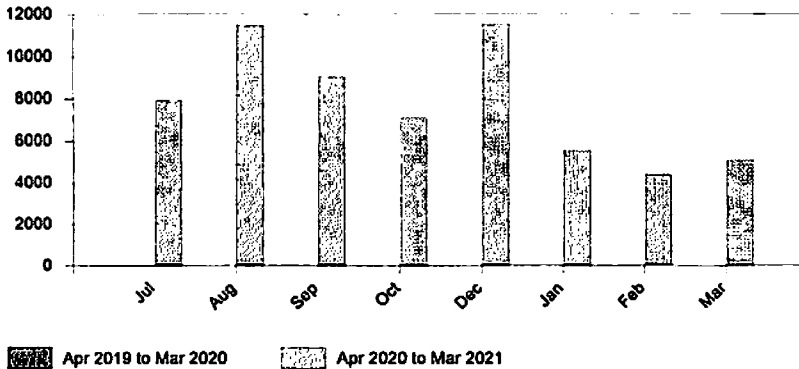
There will be a charge on all returned checks.
 Please return this portion with your payment.
 When paying in person, please bring both portions of this bill.

CUSTOMER ACCOUNT INFORMATION - RETAIN FOR YOUR RECORDS

Name		Service Address			Account Number	
SENNA HILLS MUD #1		SENNA HILLS Dr			071523-00001-00	
Status	Service Dates			Bill Date	Due Date	Penalty Date
	From	To	# Days			
Active	2/2/2021	3/1/2021	27	3/5/2021	3/30/2021	3/31/2021

PREVIOUS BALANCE	\$15,687.86
PAYMENTS	(\$15,687.86)
ADJUSTMENTS	\$0.00
PENALTIES	\$0.00
PAST DUE AMOUNT	\$0.00

METER #	CURRENT READING	PREVIOUS READING	USAGE (In 1000 Gallons)		
56506845	282,470	278,528	3,942	Wholesale Water	\$6,228.36
56520955	71,747	70,584	1,163	Wholesale Water	\$1,837.54
				Monthly Charge	\$8,691.62
				CURRENT BILL	\$16,757.52
				AMOUNT DUE	\$16,757.52
				AMOUNT DUE AFTER 03/30/2021	\$17,804.87



Hours of Operation - 8:00-12:00, 1:00-5:00 Mon-Fri

By/Date Received: 03/5/21
 By/Date Posted: 3/5
 Approved for Payment: [Signature]
 Hand Delivered to: PLA
 Mailed By/Date: _____
 GL#: 6200

SENNA HILLS M.U.D. / BOOKKEEPER'S ACCOUNT
City of Austin

5753

Date	Type	Reference
3/1/2021	Bill	656618943967
3/1/2021	Bill	205018940662
3/1/2021	Bill	014230001792

Original Amt.
1,873.60
496.21
105.26

Balance Due
1,873.60
496.21
105.26

3/22/2021
Discount

Payment
1,873.60
496.21
105.26
Check Amount 2,475.07

Cash - ABC Bookkeep

2,475.07

[L81064M1B] 8386349





Utility News

Bill Cycle: 06

Read Dates

Next meter read date will be on or about 4/6/2021

Are you struggling to meet basic needs during the COVID-19 pandemic? Get help with food, housing, transportation and more by calling 211-1 or visiting connectabx.org.

City of Austin Utilities offers several ways for customers to pay and manage their utility bills. To learn more about payment arrangements, financial assistance and other bill payment options, visit austinenergy.com/go/cap.

Stop utility scammers: don't fall for the call! Austin Energy does not threaten to immediately disconnect your utilities or demand payment with cash or gift cards. Discover tips to help prevent scams: austinenergy.com/go/stopscams.

City of Austin Utilities Online Customer Care website has changed! You will find a redesigned look, improved functionality and new self-service options. Log in at coautilities.com.

Help Austin achieve zero deaths and serious injuries in 2021. When driving in winter weather, be cautious and patient. Remember to increase your following distance, use your lights and give yourself extra time to get to where you're going.

Contact Information

View or Pay online: www.coautilities.com

Customer Service: 512-494-9400 or call toll free at 1-888-340-6466 TDD: 512-477-3863 Se Habla Español

To report an electrical OUTAGE call 512-322-9100 or visit outagemap.austinenergy.com. Please have your account number available.

Summary of Service

SENNA HILLS M U D Service Address: 10900 1/2 SENNA HILLS DR, ZIP: 78733

Account Number: 20511 00000 Invoice Number: 205018940662

Bill Print Date Mar 9, 2021 Due Date Mar 26, 2021

Previous Activity/Charges

Total Amount Due at Last Bill \$113.07 Payment received - Thank you -\$113.07

Previous Balance \$0.00

Current Activity/Charges

Electric Service + \$496.21

Current Balance \$496.21

If Payment is received after due date, a late fee will be assessed.

Total Amount Due \$496.21



By/Date Received: DA 3-18-21 By/Date Posted: MW 3/22 Approved for Payment: Hand Delivered to: Mailed By/Date: GL#: 6100

Continued On Next Page



THE CITY IS COMPLYING WITH THE AMERICANS WITH DISABILITIES ACT.

Detach and include stub with your payment



P.O. Box 2267 Austin, TX 78783-2267

Account: 20511 00000

Make Checks payable to City of Austin. View or Pay online: www.coautilities.com

Total Amount Due: \$496.21 Date Due: 03/26/21

Penalty After Date Due: \$24.81 Total Due After 03/26/2021: \$521.02 CAP Contribution: Parks & Libraries Fund: Public School Energy Asst.:

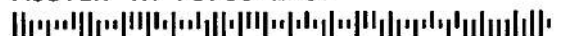
Total Paid: \$

7536 0100 CA RP 10 03102021 YYNNNNNN 0015297 S1 T51

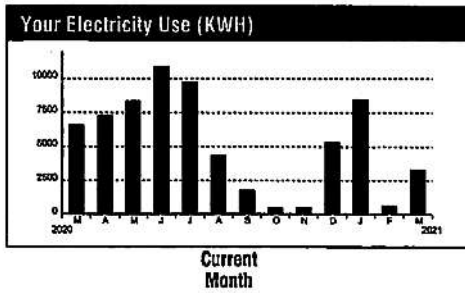


SENNA HILLS M U D PO BOX 2445 ROUND ROCK TX 78680-2445

CITY OF AUSTIN P.O. BOX 2267 AUSTIN TX 78783-2267



Service Details



ELECTRIC SERVICE

10900 1/2 SENNA HILLS DR, ZIP: 78733

Meter # 6194579

Read Date	02/04/2021	03/04/2021	Consumption
Read	86721	90002	3281
Reading Difference			3281
Total Consumption in KWH			3281
Demand Usage			46.54
Power Factor			0.82

Days of service 28
 kWh Used 3281
 Avg. kWh per day 117.2
 Avg. cost per day \$17.72
 13 month avg. consumption: 5189.69

City of Austin Electric - Secondary Voltage >10kW <300kW

Customer Charge	\$27.50
Electric Delivery 46.54 kW at \$4.50 per kW	\$209.43
Demand Charge 46.54 kW at \$4.19 per kW	\$195.00
Energy Charge 3,281 kWh at \$0.02356 per kWh	\$77.30
Community Benefit Charges	\$9.71
Regulatory Charges 46.54 kW at \$2.81 per kW	\$130.78
Power Supply Adjustment, Winter 3,281 kWh at \$0.03078 per kWh	\$100.99
Power Factor Adjustment Below 90%	\$52.21
Load Factor Adjustment Below 20%	-\$306.71
Total Current Charges	\$496.21
Commercial Sales Tax	
Taxable Amount	\$496.21

TOTAL CURRENT CHARGES \$496.21

Save Energy for What Matters. Enjoy extra savings whole-home energy upgrades through 4/15. Find savings at the store on LED bulbs, smart power strips & more. Enjoy rebates & incentives on smart thermostats. Info at austinenergy.com/go/tips.

View or Pay online: www.coutilities.com

AUTHORIZED PAY STATIONS:

Payments are accepted at most Austin-area HEB and Randall's stores, as well as:

- Fiesta Mart (IH35 and 38 1/2 st.)
- Rosewood-Zaragosa Center (2800 Webberville Rd.)
- Utility Service Center (8716 Research Blvd. Suite 115)

Drop Box Locations Are:

- 625 East 10th Street
- 505 Barton Springs Road

Mail all inquiries to:

City of Austin Utility Customer Service,
 P.O.Box 2267 Austin, TX 78783-2267



Utility News

Bill Cycle 06

Read Dates

Next meter read date will be on or about 4/6/2021

Are you struggling to meet basic needs during the COVID-19 pandemic? Get help with food, housing, transportation and more by calling 2-1-1 or visiting connecta1.org

City of Austin Utilities offers several ways for customers to pay and manage their utility bills. To learn more about payment arrangements, financial assistance and other bill payment options, visit austinenergy.com/co/cap

Stop utility scammers, don't fall for the call! Austin Energy does not threaten to immediately disconnect your utilities or demand payment with cash or gift cards. Discover tips to help prevent scams: austinenergy.com/co/stopscams

City of Austin Utilities Online Customer Care website has changed! You will find a redesigned look, improved functionality and new self-service options. Log in at coautilities.com

Help Austin achieve zero deaths and serious injuries in 2021. When driving in winter weather, be cautious and patient. Remember to increase your following distance, use your lights and give yourself extra time to get to where you're going.

Contact Information

View or Pay online: www.coautilities.com

Customer Service: 612-494-9400 or call toll free at 1-888-340-6465 TDD: 612-477-3668 So Habla Español

To report an electrical OUTAGE call 612-322-9100 or visit outagemap.austinenergy.com. Please have your account number available.

Summary of Service

SENNA HILLS M U D

Service Address: 10500 1/2 FM 2244 RD Unit A, ZIP: 78733

Account Number: 65611 80000

Invoice Number: 656618943967

Bill Print Date

Mar 9, 2021

Due Date

Mar 26, 2021

Previous Activity/Charges

Total Amount Due at Last Bill \$1,770.48

Payment received - Thank you -\$1,770.48

Previous Balance

\$0.00

Current Activity/Charges

Electric Service + \$1,873.60

Current Balance

\$1,873.60

If Payment is received after due date, a late fee will be assessed.

Total Amount Due \$1,873.60

By/Date Received: OK 3-18-21

By/Date Posted: M 3/22

Approved for Payment: _____

Hand Delivered to: _____

Mailed By/Date: _____

GL#: 6100

Continued On Next Page



THE CITY IS COMPLYING WITH THE AMERICANS WITH DISABILITIES ACT.

Detach and include stub with your payment

Account: 65611 80000

Make Checks payable to City of Austin.

View or Pay online:

www.coautilities.com

Total Amount Due: \$1,873.60
Date Due: 03/26/21

Penalty After Date Due: \$93.68

Total Due After 03/26/2021: \$1,967.28

CAP Contribution: \$ _____

Parks & Libraries Fund: \$ _____

Public School Energy Asst.: \$ _____

Enter contributions and include in Total Paid → Total Paid: \$ _____



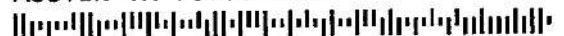
P.O. Box 2267 Austin, TX 78783-2267

7536 0100 CA RP 10 03102021 YNNNNNN 0015296 S1 T51

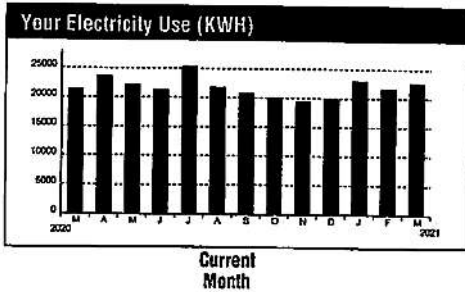
SENNA HILLS M U D
PO BOX 2445
ROUND ROCK TX 78680-2445



CITY OF AUSTIN
P.O. BOX 2267
AUSTIN TX 78783-2267



Service Details



ELECTRIC SERVICE

10500 1/2 FM 2244 RD Unit A, ZIP: 78733

Meter # 6173198

Read Date	02/04/2021	03/04/2021	Consumption
Read	58691	81283	22592
	Reading Difference		22592
	Total Consumption in KWH		22592
	Demand Usage		47.43
	Power Factor		0.89

Days of service 28
 kWh Used 22592
 Avg. kWh per day 806.9
 Avg. cost per day \$66.91
 13 month avg. consumption: 21727.92

City of Austin Electric - Secondary Voltage >10kW <300kW

Customer Charge	\$27.50
Electric Delivery 47.43 kW at \$4.50 per kW	\$213.44
Demand Charge 47.43 kW at \$4.19 per kW	\$198.73
Energy Charge 22,592 kWh at \$0.02356 per kWh	\$532.27
Community Benefit Charges	\$66.87
Regulatory Charges 47.43 kW at \$2.81 per kW	\$133.28
Power Supply Adjustment, Winter 22,592 kWh at \$0.03078 per kWh	\$695.38
Power Factor Adjustment Below 90%	\$6.13
Total Current Charges	\$1,873.60
Commercial Sales Tax	
Taxable Amount	\$1,873.60
TOTAL CURRENT CHARGES	\$1,873.60

Save Energy for What Matters. Enjoy extra savings whole-home energy upgrades through 4/15. Find savings at the store on LED bulbs, smart power strips & more. Enjoy rebates & incentives on smart thermostats. Info at austinenergy.com/go/tips.

View or Pay online: www.coautilities.com

AUTHORIZED PAY STATIONS:

Payments are accepted at most Austin-area HEB and Randal's stores, as well as:

- Fiesta Mart (IH35 and 38 1/2 st.)
- Rosewood-Zaragoza Center (2800 Webberville Rd.)
- Utility Service Center (8716 Research Blvd. Suite 115)

Drop Box Locations Are:

- 625 East 10th Street
- 505 Barton Springs Road

Mail all Inquiries to:

City of Austin Utility Customer Service,
 P.O.Box 2267 Austin, TX 78783-2267



Utility News

Bill Cycle 06

Read Dates

Next meter read date will be on or about 4/6/2021

Are you struggling to meet basic needs during the COVID-19 pandemic? Get help with food, housing, transportation and more by calling 2-1-1 or visiting connecta3.org

City of Austin Utilities offers several ways for customers to pay and manage their utility bills. To learn more about payment arrangements, financial assistance and other bill payment options, visit austinenergy.com/go/cap

Stop utility scammers, don't fall for the call! Austin Energy does not threaten to immediately disconnect your utilities or demand payment with cash or gift cards. Discover tips to help prevent scams: austinenergy.com/go/stopscams

City of Austin Utilities Online Customer Care website has changed! You will find a redesigned look, improved functionality and new self-service options. Log in at coautilities.com

Help Austin achieve zero deaths and serious injuries in 2021. When driving in winter weather, be cautious and patient. Remember to increase your following distance, use your lights and give yourself extra time to get to where you're going.

Contact Information

View or Pay online: www.coautilities.com

Customer Service: 512-494-9400 or call toll free at 1-888-340-8466 TDD: 512-477-3668 Se Habla Español

To report an electrical OUTAGE call 512-322-9100 or visit outagemap.austinenergy.com. Please have your account number available.

Summary of Service

SENNA HILLS M U D
Service Address: 10500 1/2 FM 2244 RD, ZIP: 78733
Account Number: 01451 00000
Invoice Number: 014230001792

Bill Print Date Mar 9, 2021
Due Date Mar 26, 2021

Previous Activity/Charges

Total Amount Due at Last Bill \$98.83
Payment received - Thank you -\$98.83
Previous Balance \$0.00

Current Activity/Charges

Electric Service + \$105.26
Current Balance \$105.26

If Payment is received after due date, a late fee will be assessed.

Total Amount Due \$105.26

By/Date Received: DA 3-18-21
By/Date Posted: JW 3/22
Approved for Payment:
Hand Delivered to:
Mailed By/Date:
GL#: 6100

Continued On Next Page



THE CITY IS COMPLYING WITH THE AMERICANS WITH DISABILITIES ACT.

Detach and include stub with your payment



P.O. Box 2267 Austin, TX 78783-2267

7536 01.00 CA RP 10 03102021 YNNNNNN 0015296 S3 T53

Account: 01451 00000

Make Checks payable to City of Austin.
View or Pay online: www.coautilities.com

Total Amount Due: \$105.26
Date Due: 03/26/21

Penalty After Date Due: \$5.26
Total Due After 03/26/2021: \$110.52
CAP Contribution: \$
Parks & Libraries Fund: \$
Public School Energy Asst.: \$

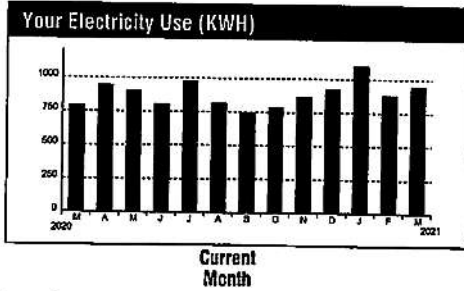
Total Paid: \$

CITY OF AUSTIN
P.O. BOX 2267
AUSTIN TX 78783-2267



SENNA HILLS M U D
PO BOX 2445
ROUND ROCK TX 78680-2445

Service Details



Days of service 28
 kWh Used 950
 Avg. kWh per day 33.9
 Avg. cost per day \$3.76
 13 month avg. consumption: 882.54



ELECTRIC SERVICE

10500 1/2 FM 2244 RD, ZIP: 78733

Meter # 6154639

Read Date	02/04/2021	03/04/2021	Consumption
Read	7355	8305	950
	Reading Difference		950
	Total Consumption in KWH		950
	Demand Usage		5.09
	Power Factor		0.88

COA - Electric Commercial Secondary Voltage <10kW

Customer Charge	\$18.00
Energy Charge 950 kWh at \$0.04802 per kWh	\$45.62
Community Benefit Charges	\$2.81
Regulatory Charges 950 kWh at \$0.01009 per kWh	\$9.59
Power Supply Adjustment 950 kWh at \$0.03078 per kWh (winter)	\$29.24
Total Current Charges	\$105.26
Commercial Sales Tax	
Taxable Amount	\$105.26
TOTAL CURRENT CHARGES	\$105.26

Save Energy for What Matters. Enjoy extra savings whole-home energy upgrades through 4/15. Find savings at the store on LED bulbs, smart power strips & more. Enjoy rebates & incentives on smart thermostats. Info at austineenergy.com/go/tips.

View or Pay online: www.coutilities.com

AUTHORIZED PAY STATIONS:

Payments are accepted at most Austin-area HEB and Randall's stores, as well as:

- Fiesta Mart (IH35 and 38 1/2 st.)
- Rosewood-Zaragosa Center (2800 Webberville Rd.)
- Utility Service Center (8716 Research Blvd. Suite 115)

Drop Box Locations Are:

- 625 East 10th Street
- 505 Barton Springs Road

Mail all inquiries to:

City of Austin Utility Customer Service,
 P.O.Box 2267 Austin, TX 78783-2267