

NOTICE OF MEETING

TAKE NOTICE THAT A MEETING OF
the Board of Directors of
SENNA HILLS MUNICIPAL UTILITY DISTRICT
Will be held at the offices of Willatt & Flickinger, PLLC,
12912 Hill Country Blvd., Suite F-232, Austin, Texas 78738 (SEE NOTES BELOW)
commencing at 7:10 a.m. on May 29, 2020 to consider and act upon the following:

PLEASE NOTE: THIS MEETING WILL BE HELD BY REMOTE ACCESS ONLY IN ACCORDANCE WITH THE MARCH 16, 2020 ORDER BY GOVERNOR ABBOTT TEMPORARILY SUSPENDING CERTAIN REQUIREMENTS OF THE TEXAS OPEN MEETINGS ACT TO ADVANCE THE GOAL OF LIMITING FACE-TO-FACE MEETINGS TO SLOW THE SPREAD OF COVID-19. NO PERSONS WILL BE AT THE MEETING LOCATION AND NO EQUIPMENT WILL BE AT THE MEETING LOCATION FOR ACCESS TO THE MEETING. HOWEVER, MEMBERS OF THE PUBLIC MAY ACCESS THIS MEETING BY TELEPHONE AND PARTICIPATE IN THE MEETING BY CALLING ONE OF THE FOLLOWING TOLL-FREE NUMBERS: (877) 853-5247 OR (888) 788-0099 AND ENTERING THE FOLLOWING INFORMATION: MEETING ID: 894 9299 8707 AND PASSWORD: 988924.

PLEASE SEE THE DISTRICT'S WEBSITE AT WWW.SENNAHILLSMUD.ORG FOR THE MEETING PACKET.

AGENDA

1. Call to Order.
2. Roll Call of Directors.
3. Public Comments.

This is an opportunity for members of the public to address the Board of Directors concerning any issue that is not on the agenda. The response of the Board to any comment under this heading is limited to making a statement of specific factual information in response to the inquiry, or, reciting existing policy in response to the inquiry. Any deliberation of the issues is limited to a proposal to place it on the agenda for a later meeting. Each speaker shall be limited to 3 minutes, unless more than 10 members of the public wish to speak during this meeting. In such case, speakers offering public comment shall be limited to 1 minute each.

Note: Members of the public wishing to address the Board of Directors on specific agenda items will be required to indicate the agenda items on which they wish to speak. They will be given an opportunity to speak when the item is called and prior to consideration by the Board. Such comments shall be limited to 3 minutes per speaker for each agenda item. If more than 10 members of the public wish to speak, all speakers shall be limited to 1 minute each per item per person.

4. Minutes of prior meetings.
5. Temporary Moratorium on disconnection of water service for non-payment during COVID-19 virus crisis.
6. Payment plans for District customers during COVID-19 virus crisis.
7. Report from Mr. Rip Miller on progress of approvals for and development of the 11.73-acre tract owned by Senna Hills, Ltd.
8. Status of refunding bond issue.

9. All matters related to West Travis County Public Utility Agency.
10. Engineer's Report on some or all of the agenda items.
 - a. Map/database for the effluent irrigation field to include aerial imagery, digital layout of irrigation lines, valves, controllers and zones
11. Construction projects within the District, including advertisement for bids and approval, award, recommendation, administration of construction contracts, change orders and pay estimates.
12. MS4 Permit; maintenance of drainage easements and ponds.
13. Bookkeeper's report, including authorization of payment of bills; builder deposits.
14. District Manager's Report on operations.
 - a. Customer Requests
 - b. Landscape Maintenance Contracts; Additional landscaping services
 - c. Inspections of HOA effluent irrigation system
 - d. Drum screens; waste disposal process
 - e. Replacement of control components at Lift Station # 1
15. Purchase of Electronic Meters
16. Billing Adjustments.
17. Taylor Lake Effluent Pond, the District's effluent disposal system; HOA's effluent irrigation system; Effluent Disposal Contract between the District and HOA.
18. Dates for future board meetings.

AGENDA ITEMS RELATED TO ELECTIONS

18. Directors Election
 - a. Resolution Authorizing Secretary's Appointment of Agent to Perform Duties During Election Period
 - b. Notice of Deadline to File Application for Place on Ballot

PUNTOS DEL ORDEN DEL DÍA RELATIVOS A ELECCIONES

18. Elección de Directores
 - a. Resolución para autorizar al secretario para designar a un agente para desempeñar funciones durante el período electoral
 - b. Aviso de fecha límite para presentar solicitudes de un lugar en la boleta de votación

19. Administration of Contract by and among the District, Senna Hills Homeowners Association, Inc.; Senna Hills, Ltd. and The Senna Hills Trust; Additional Amendment to Contract; Storage of SHL materials on property near sheds; possible damage to District's irrigation system; damage to HOA effluent irrigation system by SHL contractors.
20. Adjourn.

The Board may go into closed session at any time when permitted by Chapter 551, Government Code. Before going into closed session a quorum of the Board must be assembled in the meeting room, the meeting must be convened as an open meeting pursuant to proper notice, and the presiding officer must announce that a closed session will be held and must identify the sections of Chapter 551, Government Code, authorizing the closed session.

(SEAL)



Attorney for the District

MINUTES OF MEETING
OF
SENNA HILLS MUNICIPAL UTILITY DISTRICT

STATE OF TEXAS §
 §
COUNTY OF TRAVIS §

A meeting of the Board of Directors of Senna Hills MUD was held at 7:10 a.m. on April 24, 2020 by remote access only in accordance with the March 27, 2020 Order by Governor Abbott temporarily suspending certain requirements of the Texas Open Meetings Act to advance the goal of limiting face-to-face meetings to slow the spread of COVID-19. The meeting was open to the public and notice was given as required by the Texas Open Meetings Act and as modified by the Governor’s Order.

1. CALL TO ORDER

The meeting was called to order.

2. ROLL CALL OF DIRECTORS

The Directors present were:

Chet A. Palesko - President
David I. Perl – Vice President
Lisa S. McKenzie – Secretary
Corey Newhouse – Assistant Secretary

thus constituting a quorum. Director Joe Szoo was absent.

Also present at the meeting were Bill Flickinger and Jeniffer Concienne of Willatt & Flickinger, PLLC, Robert Ferguson of Murfee Engineering, Jesse Kennis, Kristi Hester and Makenzi Scales of Inframark and Allen Douthitt of Bott & Douthitt.

3. CITIZEN COMMENTS

No citizens were present.

4. MINUTES OF PRIOR MEETINGS

President Chet Palesko entertained a motion for approval of the Minutes. Motion was made by David I. Perl and seconded by Lisa McKenzie to approve the Minutes of the March 27, 2020 meeting as presented. The motion carried unanimously.

5. TEMPORARY MORATORIUM ON DISCONNECTION OF WATER SERVICE FOR NON-PAYMENT DURING COVID-19 VIRUS CRISIS

Manager Jesse Kennis reported that two connections would have been disconnected on April 21st if the moratorium had not been in place. Lisa McKenzie asked if Inframark has reached out to the two residents, who are tenants, for a payment plan. Manager Kristi Hester advised that they have not reached out to the residents but will do so and offer a three-month payment plan. Mrs. McKenzie also inquired about the security deposit for tenants. Attorney Bill Flickinger advised that the deposit cannot be increased at this time because service was not actually disconnected. After discussion, President Palesko entertained a motion for approval. Motion was made by Corey Newhouse and seconded by Lisa McKenzie to continue the temporary moratorium on disconnection of water service for non-payment until the next regular Board meeting. The motion carried unanimously.

6. PAYMENT PLANS FOR DISTRICT CUSTOMERS DURING COVID-19 VIRUS CRISIS

This item was discussed above.

7. REPORT FROM MR. RIP MILLER ON PROGRESS OF APPROVALS FOR AND DEVELOPMENT OF THE 11.73-ACRE TRACT OWNED BY SENNA HILLS, LTD.

This item was not discussed.

8. MATTERS RELATED TO WEST TRAVIS COUNTY PUBLIC UTILITY AGENCY

This item was not discussed.

9. ENGINEER'S REPORT ON SOME OR ALL OF THE AGENDA ITEMS

Engineer Robert Ferguson reported that he is continuing to work with Inframark on the operations of the wastewater treatment plant as needed.

10. CONSTRUCTION PROJECTS WITHIN THE DISTRICT, INCLUDING ADVERTISEMENT FOR BIDS AND APPROVAL, AWARD, RECOMMENDATION, ADMINISTRATION OF CONSTRUCTION CONTRACTS, CHANGE ORDERS AND PAY ESTIMATES

This item was not discussed.

11. MS4 PERMIT; MAINTENANCE OF DRAINAGE EASEMENTS AND PONDS

This item was not discussed.

12. BOOKKEEPER'S REPORT, INCLUDING AUTHORIZATION OF PAYMENT OF BILLS; BUILDER DEPOSITS

Bookkeeper Allen Douthitt discussed the updated cash activity report and financials with the Board. The per diem for Joe Szoo will be voided due to his absence. The District's budget is tracking well. After discussion, President Chet Palesko entertained a motion for approval. Motion was made by Corey Newhouse and seconded by David I. Perl to approve invoices, per diems and three fund transfers as presented. The motion carried unanimously.

13. DISTRICT MANAGER'S REPORT ON OPERATIONS

- a. Customer Requests
- b. Landscape Maintenance Contracts; Additional landscaping services
- c. Inspections of HOA effluent irrigation system
- d. Possible repairs to areas of streets in Sections 5B and 6; Manholes, water meters and storm drains
- e. Drum screens; waste disposal process
- f. Storage unit at wastewater treatment plant
- g. Grinder Pump Letter to Residents
- h. Proposal for irrigation repairs to effluent irrigation system

Manager Jesse Kennis discussed his Executive Summary of the Manager's Report.

The activities at the wastewater treatment plant included replacing the chlorine cylinder chains, replacing a sodium hypochlorite transfer pump due to failure, and trimming tree branches off of the back-fence line. Mr. Kennis reported that there has been an increase in flows most likely due to the Stay-At-Home Order. The plant is running at 85% capacity. Mr. Kennis advised however he is not too concerned with the increased flow.

In regard to the re-use water system, the effluent irrigation pump piping will be repainted purple. Mr. Kennis stated that Inframark had to replace a 20-amp breaker for the aerators at the effluent irrigation pond. He recommends upgrading the aerators and electric panel during the pond liner replacement project. The cost to upgrade the aerators and electric panel will be approximately \$16,000 to \$21,000.

Mr. Kennis reported that the District incurred a 9.6% water loss. Inframark will continue to monitor the system. The 2019 Water Quality Report will be issued in June as required. No issues were reported. The report can now be mailed as usual or posted online. After discussion, the Board advised to post the Water Quality Report electronically on the District web site and include language on the June billing regarding the web site posting.

Mr. Kennis discussed the need to trim the tree branches off the perimeter fencing at the lift stations. The District's landscaper, Zane Furr has submitted a quote for that work. Mr. Kennis reported on the enclosure of the auto-dialer at the Lemon Mint lift station. The enclosure has deteriorated and needs to be replaced. Mr. Kennis received two bids for that work. One for \$2,615 and the other \$3,641. After discussion, President Chet Palesko entertained a motion for approval. Motion was made by Lisa McKenzie and seconded by Corey Newhouse to accept the bid from

M&C Electric Inc. for replacement of the enclosure to the auto-dialer at the Lemon Mint lift station in the amount of \$2,615. The motion carried unanimously.

Mr. Kennis then discussed the need to remove the Roosevelt weeds around the Taylor Lake effluent pond. Zane Furr can remove and haul them off for \$4,000. After discussion, President Palesko entertained a motion for approval. Motion was made by Lisa McKenzie and seconded by David I. Perl to approve the removal of the Roosevelt weeds around the effluent pond, not to exceed \$4,000, which includes hauling them off. The motion carried unanimously.

As previously discussed, the rock gabions at the Indigo Broom outfall have been cleaned up. This will improve the storm water flow in that area. Mr. Kennis stated that the flow line still needs to be cleared.

Mr. Kennis then discussed the CIP Schedule for 2020 with the Board. There are several tasks within the next four months that need to be taken care of. The tasks include meter replacement, fire hydrant repairs/painting, replacing the Lemon Mint enclosure panel, repaving the S curve to the wastewater plant, and upgrading the auto-dialers. The expenditure for those tasks total \$314,000. The Board discussed the \$50,000 price tag for repaving the S curve to the wastewater plant. There was discussion that the expenditure should be a shared cost with Rip Miller and the propane company. Inframark advised that they can send out a letter to the parties once the District receives the actual bid for repaving. This task will need to be put on hold until the spray irrigation field issues are completely fixed.

As previously discussed, the Pios proposal to fix the spray irrigation field came in at \$23,500. Mr. Kennis discussed the nine points of repairs. President Palesko recommended taking a lot of pictures of the site and repairs to include with the documentation for the District's file. Mr. Kennis indicated that a laminated poster size map showing the irrigation zones would be nice to have. Maybe Engineer Robert Ferguson can produce one for the District. Mr. Ferguson will check on the use of a drone for aerial images and see what can be done. After discussion, President Palesko entertained a motion for approval. Motion was made by Lisa McKenzie and seconded by David I. Perl to authorize the repairs to the spray irrigation field by Pios in the amount of \$23,500. The motion carried unanimously. Inframark will oversee the repairs as they are being done.

Mr. Kennis stated that he is still working on a better drum screen process. Inframark has been receiving high water alarms.

The storage unit has been installed at the wastewater treatment plant site and the project is now complete. Mr. Kennis asked that this item be removed from future agendas.

The updated grinder pump letter has been sent out and Mr. Kennis asked that this item also be removed from future agendas.

14. BADGER MASTER METER AGREEMENT (SOFTWARE); PRICING SHEET FOR METER PURCHASE; PURCHASE OF ELECTRONIC METERS

President Chet Palesko reported that they are on track for purchasing 350 meters. Corey Newhouse stated that he has not yet heard back from Jeff Watson at Atlas. Manager Jesse Kennis wanted to be clear that the District decided to just replace the old mechanical meters that are due for replacement under the District's policy at this time, using smart meters without the technology. After the initial purchase, there will only be approximately 70-80 meters left to buy. President Palesko still needs further details on the meters.

15. RATE ORDER

Attorney Bill Flickinger stated that since the District will not be using the technology with the new smart meters, there will be no change to the rate order at this time.

16. BILLING ADJUSTMENTS

This item was not discussed.

20. TAYLOR LAKE EFFLUENT POND, THE DISTRICT'S EFFLUENT DISPOSAL SYSTEM; EFFLUENT DISPOSAL CONTRACT BETWEEN THE DISTRICT AND HOA; REQUEST FROM HOA FOR POSSIBLE DOG PARK

This item was not discussed.

21. DATES FOR FUTURE BOARD MEETINGS

The meeting dates are as follows: May 29th, June 26th and July 31st.

22. ADMINISTRATION OF CONTRACT BY AND AMONG THE DISTRICT, SENNA HILLS HOMEOWNERS ASSOCIATION, INC., SENNA HILLS, LTD. AND THE SENNA HILLS TRUST; STORAGE OF SHL MATERIALS ON PROPERTY NEAR SHEDS; POSSIBLE DAMAGE TO DISTRICT'S IRRIGATION SYSTEM

President Chet A. Palesko announced that the Board of Directors will go into closed session for consultation with the District's attorney pursuant to Section 551.071 of the Texas Government Code regarding matters related to Agenda Item No. 22. The Board went into closed session at 8:18 a.m.

At 8:29 a.m., President Palesko announced that the Board of Directors had concluded its closed session and was returning to open meeting, and that no action was taken during the closed session.

Motion was made by Corey Newhouse and seconded by David I. Perl to approve the First Amendment to First Amended and Restated Contract with Senna Hills HOA, Senna Hills, Ltd. and Senna Hills Trust as presented. The motion carried unanimously.

23. INFRAMARK CONTRACT

This item was not discussed.

24. ADJOURN

President Chet A. Palesko adjourned the meeting.

Chet A. Palesko, President

ATTEST:

Lisa S. McKenzie, Secretary

[SEAL]

Jeniffer Concienne

From: Douglas Whitt <DWhitt@samcocapital.com>
Sent: Monday, May 18, 2020 9:03 AM
To: Jeniffer Concienne
Cc: Brian Grubbs; Robert White; Cristi Stephenson
Subject: RE: SENNA HILLS MUD - REFUNDING STATUS

Good Morning Jeniffer:

The City of Austin will be approving their authorizing resolution on Thursday.

The market, although subject to volatility, is very close to generating the level of savings we need to achieve.

Therefore, if interest rates remain at or below their current levels this week, we will likely begin the rating process on Friday or Tuesday, with the hope of pricing the refunding bonds in June.

If you have any questions, please let me know.

Thanks,

Douglas A. Whitt

Senior Managing Director

5800 Granite Parkway | Suite 210 | Plano, TX 75024

Office: 214.765.1469

dwhitt@samcocapital.com



From: Jeniffer Concienne <jconcienne@wfaustin.com>
Sent: Monday, May 18, 2020 8:53 AM
To: Douglas Whitt <DWhitt@samcocapital.com>
Subject: SENNA HILLS MUD - REFUNDING STATUS

Hello Doug,

The Board of Directors will be meeting next week, on Friday. What is the status of the District's refunding issue? Thank you sir!

Jeniffer Concienne

Legal Assistant

Willatt & Flickinger, PLLC

Attorneys at Law

12912 Hill Country Blvd., Suite F-232

Austin, Texas 78738

Ph: (512) 476-6604

Fx: (512) 469-9148

jconcienne@wfaustin.com

CONFIDENTIALITY NOTICE: This e-mail transmission (and/or the attachments accompanying it) may contain confidential information belonging to the sender which is protected by the attorney-client privilege. The information is intended only for the use of the intended recipient. If you are not the intended recipient, you are hereby notified that any disclosure, copying, distribution or the

taking of any action in reliance on the contents of this information is strictly prohibited. Any unauthorized interception of this transmission is illegal under the law. If you have received this transmission in error, please promptly notify the sender by reply e-mail, and then destroy all copies of the transmission.

MURFEE ENGINEERING COMPANY, INC.

Texas Registered Firm No. F-353
1101 Capital of Texas Hwy., South
Building D, Suite 110
Austin, Texas 78746
(512) 327-9204

M E M O R A N D U M

DATE: May 21, 2020

TO: Senna Hills MUD Board of Directors

FROM: Robert Ferguson, P.E.

RE: Report from the Engineer for the Meeting of May 29, 2020
MEC Project No.: 11033.65

Wastewater Treatment Plant and Effluent Irrigation:

Irrigation Control Wiring: The repairs to the irrigation control wiring project was coordinated with an on-site meeting with InfraMark, PIOS (contractor) and MEC where concerns for re-routing the control wires and avoiding conflicts with the proposed perpetual use building easement were discussed. We provided what drawings we had for the older irrigation system layout and the more recent expansion. We understand that the contractor is getting the materials and supplies in preparation of beginning work. We will keep in contact with InfraMark on the progress.

Mapping of Irrigation Fields: Last meeting it was mentioned that it would be a benefit to the operations of the effluent irrigation system to have a map or maps showing the effluent irrigation system complete with lines, valves, controllers and spray heads. We looked into what effort that would take to generate, likely in GIS, a digital record. Our GIS AutoCAD guys made a quick assessment of the existing and available drawings some being old pdf's of original construction drawings, some more recent AutoCAD (irrigation field expansion from 2014) and pdf's of hand mark-ups. Based on the status of the existing information in varying formats, the work effort would entail using manual digitizing lines, valves and spray heads from pdf's, importing line drawings from AutoCAD drawings and making field verifications either on foot or thru drone recording (likely both). The estimate of time to create drawings to combine with available aerial imagery is 50 -75 hours. While we would push down as much of this effort as we can to lower billing level staff, the estimated range of cost for completing this effort is between \$7,000 and \$12,000. This is higher than what I first discussed with Lisa last month but after looking at the effort and time estimates, I am putting this in a little more conservative range as I expect there to be a need for considerable field verification time to make this as accurate as it needs to be.

Plant Operations: We continue to stay in dialogue with InfraMark on the operations of the WWTP and understand the plant operations are doing good (or is it fine, or well, or OK?).

Plant Site Electric Service- Austin Energy: We have asked one of our electrical engineering associates to give us their thoughts on the electric permit situation at the WWTP – that being there are “open” permit(s) at Austin Energy that were not closed out at the end of the WWTP expansion project completed in 2012. This was reviewed a few years ago by an electrical contractor who found that, evidently, the inspections were not performed during construction and he speculated that it probably could be resolved but was not sure how Austin Energy would approach re-reviewing the electrical work after such a long time since construction. This was also identified when Senna Hills LTD applied for a meter installation for their buildings which was denied due, from what I understood, to the open permits. The resulting arrangement evolved into a sub-metering arrangement. I can consult with an electrical contractor familiar with Austin Energy and the electrical engineering firm we've worked with in researching what efforts resolving the open permits may take.

Taylor Lake Pond Liner:

We will bring a proposal for engineering design services to the June meeting for consideration to begin the planning and design of the liner replacement project. We will formulate a project schedule to set the timing of the liner replacement to occur during the hottest time of the summer during the time that storage volume requirements will be at the lowest level allowing for maximizing irrigation application. The planning will involve InfraMark to include operational requirements as well as other improvements, replacements or additions to augment or improve operations.

Site Plans and Development Activity:

We understand the land use plan amendment at the City was approved. We visited with a City staff person about the process of receiving alerts or notices of the filing of a site development permit application and received a link to a GIS system that will facilitate receiving notices of site permit applications filed within a defined geographical area. The link is to a GIS map of the Austin area with permit locations shown graphically. When you click or zoom in on a particular location, it opens a link to the City's website “ABC” where you can access the publically available information directly related to the posted permit. There is not such a noted permit for the office site that I saw for any permit, including an electric permit which I take to mean, there is not an open permit presently existing. This appears to be a useful tool however, the site declares that it is not a “real” time always current site and may have delays in updating information.

Senna Hills Municipal Utility District

Accounting Report

May 29, 2020

- Review Cash Activity Report, including Receipts and Expenditures
 - Action Items:
 - Approval of vendor payments
 - Approval of fund transfers
- Review April 30, 2020 Financial Statements

2020 Senna Hills M.U.D.

January

Su	M	Tu	W	Th	F	Sa
			1	2	3	4
5	6	7	8	9	10	11
12	13	14	15	16	17	18
19	20	21	22	23	24	25
26	27	28	29	30	31	

February

Su	M	Tu	W	Th	F	Sa
						1
2	3	4	5	6	7	8
9	10	11	12	13	14	15
16	17	18	19	20	21	22
23	24	25	26	27	28	29

March

Su	M	Tu	W	Th	F	Sa
1	2	3	4	5	6	7
8	9	10	11	12	13	14
15	16	17	18	19	20	21
22	23	24	25	26	27	28
29	30	31				

April

Su	M	Tu	W	Th	F	Sa
			1	2	3	4
5	6	7	8	9	10	11
12	13	14	15	16	17	18
19	20	21	22	23	24	25
26	27	28	29	30		

May

Su	M	Tu	W	Th	F	Sa
					1	2
3	4	5	6	7	8	9
10	11	12	13	14	15	16
17	18	19	20	21	22	23
24	25	26	27	28	29	30
31						

June

Su	M	Tu	W	Th	F	Sa
	1	2	3	4	5	6
7	8	9	10	11	12	13
14	15	16	17	18	19	20
21	22	23	24	25	26	27
28	29	30				

July

Su	M	Tu	W	Th	F	Sa
			1	2	3	4
5	6	7	8	9	10	11
12	13	14	15	16	17	18
19	20	21	22	23	24	25
26	27	28	29	30	31	

August

Su	M	Tu	W	Th	F	Sa
						1
2	3	4	5	6	7	8
9	10	11	12	13	14	15
16	17	18	19	20	21	22
23	24	25	26	27	28	29
30	31					

September

Su	M	Tu	W	Th	F	Sa
			1	2	3	4
5	6	7	8	9	10	11
12	13	14	15	16	17	18
19	20	21	22	23	24	25
26	27	28	29	30		

October

Su	M	Tu	W	Th	F	Sa
				1	2	3
4	5	6	7	8	9	10
11	12	13	14	15	16	17
18	19	20	21	22	23	24
25	26	27	28	29	30	31

November

Su	M	Tu	W	Th	F	Sa
1	2	3	4	5	6	7
8	9	10	11	12	13	14
15	16	17	18	19	20	21
22	23	24	25	26	27	28
29	30					

December

Su	M	Tu	W	Th	F	Sa
			1	2	3	4
5	6	7	8	9	10	11
12	13	14	15	16	17	18
19	20	21	22	23	24	25
26	27	28	29	30	31	

Notes

- Jan 31 Board Meeting
- Feb 15 Bond Payments
- Feb 28 Board Meeting
- Mar 27 Board Meeting
- Apr 24 Board Meeting
- May 29 Board Meeting

Cash Activity Report

**Senna Hills Municipal Utility District
Cash Activity Report
April 30, 2020 - May 29, 2020**

		ABC Bank Operating	ABC Bank Bookkeeper's
Reconciled Cash Balance - April 30, 2020		\$ 182,585.70	49,506.51
Subsequent Activity Through May 29, 2020		3,782.83	(23,354.92)
Deposit	Senna Hills, Ltd.	<u>3,782.83</u>	
	Subtotal - ABC Operating Account	<u>3,782.83</u>	
Time Warner Cable	5465 Internet - April 2020	(115.11)	
Waste Management of Texas, Inc.	5466 Garbage Service - May 2020	(261.62)	
LCRA	5467 Raw Water - April 2020	(3,365.46)	
Customer Refund	5468 Customer Refund	(122.43)	
City of Austin	5469 Utilities - April 2020	(634.87)	
A T & T	5470 Telephone - May 2020	(579.28)	
West Travis County PUA	5471 Potable Water - April 2020	(15,221.76)	
City of Austin	5472 Utilities - April 2020	(3,067.63)	
Adjustment to Reclass Stale check to Unclaimed Property		13.24	
	Subtotal - ABC Bookkeeper's Account	<u>(23,354.92)</u>	
Expenditures to be approved at May 29, 2020 Meeting		-	(36,982.49)
Vendor	Ck #	Amount	
Chet Palesko	5473 Director Fees - May 29, 2020	(138.53)	
Corey Newhouse	5474 Director Fees - May 29, 2020	(138.52)	
David Perl	5475 Director Fees - May 29, 2020	(138.52)	
Joe Szoo	5476 Director Fees - May 29, 2020	(138.53)	
Lisa S. McKenzie	5477 Director Fees - May 29, 2020	(138.53)	
Chet Palesko	5478 Director Fees - April 26, 2020 Cyber Security Training	(138.52)	
Corey Newhouse	5479 Director Fees - May 7, 2020 Cyber Security Training	(138.53)	
David Perl	5480 Director Fees - May 5, 2020 Mtg/May 15 2020 Training	(277.05)	
Joe Szoo	5481 Director Fees - May 16, 2020 Cyber Security Training	(138.53)	
Lisa S. McKenzie	5482 Director Fees - May 5, 2020 Committee Meeting	(138.52)	
Badger Meter	5483 Orion Cellular Lte Service Unit	(30.00)	
Bott & Douthitt, P.L.L.C.	5484 Accounting Fees - April 2020	(2,118.71)	
Hot Dog Marketing, LLC	5485 Monthly Hosting and Maintenance	(250.00)	
Inframark, LLC	5459 Operations - April 2020	(6,007.70)	
Murfee Engineering Company	5460 Engineering Fees - April 2020	(3,337.50)	
Sheraton Environmental, LLC	5461 Sludge Hauling	(4,320.00)	
Willatt & Flickinger, PLLC	5462 Legal Fees through May 19, 2020	(7,819.30)	
Zane Furr	5463 Landscape Maintenance - May 2020	(11,575.50)	
	Total Expenditures - ABC Operating Account	<u>(36,982.49)</u>	
Transfer Requests to be approved at May 29, 2020 Meeting		-	60,782.49
Transfer to Replenish Bookkeeper's Account	From Logic Operating to ABC Bookkeeper's Account	23,800.00	
Transfer for Expenditures Approved May 29, 2020	From Logic Operating to ABC Bookkeeper's Account	<u>36,982.49</u>	
		<u>60,782.49</u>	
Projected Ending Cash Balance as of May 29, 2020		\$ 186,368.53	\$ 49,951.59

Senna Hills Municipal Utility District Cash/Investment Activity Report April 30, 2020 - May 29, 2020

	Interest Rate	Balance 4/30/2020	Subsequent Receipts	Subsequent Disbursements	Transfer Requests	Projected Balance 5/29/2020
General Fund -						
ABC Bank - Operating Account	n/a	182,585.70	3,782.83	-	-	186,368.53
ABC Bank - Bookkeeper's Account	n/a	49,506.51	13.24	(60,350.65)	60,782.49	49,951.59
Logic Operating Account	0.7679%	2,836,942.16	-	-	(58,975.98)	2,777,966.18
Total - General Fund		3,069,034.37	3,796.07	(60,350.65)	1,806.51	3,014,286.30
Debt Service Fund -						
Logic - Debt Service Account	0.7679%	1,358,485.84	-	-	-	1,358,485.84
Logic - Tax Account	0.7679%	7,071.72	-	-	(1,806.51)	5,265.21
Total - Debt Service Fund		1,365,557.56	-	-	(1,806.51)	1,363,751.05
Total - All Funds		4,434,591.93	3,796.07	(60,350.65)	0.00	4,378,037.35

Transfer Information:

- (1) - To transfer funds from Logic Operating Account to ABC Bookkeeper's Account (to Replenish): \$23,800.00
- (2) - To transfer funds from Logic Operating Account to ABC Bookkeeper's Account (for Expenditures): \$36,982.49
- (3) - To transfer funds from Logic Tax Account to Logic Operating Account: \$11,678.50

**Senna Hills M.U.D.
Collateral Analysis Schedule
April 30, 2020**

	<u>Funds</u>	<u>Collateral</u>	<u>Over/(Under) Collateralized</u>
ABC Bank -			
Operating Account (General Fund)	\$ 182,585.70		
Bookkeeper's Account (General Fund)	102,095.49		
Total GF Funds ABC Bank	<u>284,681.19</u>		
FDIC Coverage		<u>250,000.00</u>	
Pledged Collateral ABC Bank (Market Value)		<u>629,086.58</u>	
Total Collateral -ABC Bank			
Total Collateral/Funds ABC Bank	<u>\$ 284,681.19</u>	<u>\$ 879,086.58</u>	<u>\$ 594,405.39</u>

Pledges By Pledgee And Maturity



Pledged To: SENNA HILLS MUD

As Of 4/30/2020

American Bank of Commerce - Lubbock, TX

Receipt# Safekeeping Location	CUSIP	ASC 320 Maturity	Description	Prerefund	Pool/Type Coupon	Moody S&P	Original Face Pledged Percent	Pledged		Market Value
								Original Face	Par	
TIB: TIB	313382AX1	AFS	FHLB AGENCY 03/10/23		2.13	Aaa AA+	5,000,000.00 12.00%	600,000.00	600,000.00	629,086.58
1 Securities Pledged To: 6195 - SENNA HILLS MUD								600,000.00	604,465.82	629,086.58

Although the information in this report has been obtained from sources believed to be reliable, its accuracy cannot be guaranteed.
4/26/2020 5:52 PM - RBM / WOLF

Tax Collection Report

YEAR	BEGINNING TAX BALANCE	TAX ADJ	BASE TAX COLLECTED	REVERSALS	NET BASE TAX COLLECTED	PERCENT COLLECTED	ENDING TAX BALANCE	P & I COLLECTED	P & I REVERSALS	LRP COLLECTED	OTHER PENALTY COLLECTED	TOTAL DISTRIBUTED
1995	.00	.00	.00	.00	.00	.00	.00	.00	.00	.00	.00	.00
1996	.00	.00	.00	.00	.00	.00	.00	.00	.00	.00	.00	.00
1997	.00	.00	.00	.00	.00	.00	.00	.00	.00	.00	.00	.00
1998	.00	.00	.00	.00	.00	.00	.00	.00	.00	.00	.00	.00
1999	.00	.00	.00	.00	.00	.00	.00	.00	.00	.00	.00	.00
2000	.00	.00	.00	.00	.00	.00	.00	.00	.00	.00	.00	.00
2001	.00	.00	.00	.00	.00	.00	.00	.00	.00	.00	.00	.00
2002	.00	.00	.00	.00	.00	.00	.00	.00	.00	.00	.00	.00
2003	.00	.00	.00	.00	.00	.00	.00	.00	.00	.00	.00	.00
2004	.00	.00	.00	.00	.00	.00	.00	.00	.00	.00	.00	.00
2005	.00	.00	.00	.00	.00	.00	.00	.00	.00	.00	.00	.00
2006	.00	.00	.00	.00	.00	.00	.00	.00	.00	.00	.00	.00
2007	155.78	.00	.00	.00	.00	.00	155.78	.00	.00	.00	.00	.00
2008	151.05	.00	.00	.00	.00	.00	151.05	.00	.00	.00	.00	.00
2009	169.93	.00	.00	.00	.00	.00	169.93	.00	.00	.00	.00	.00
2010	170.29	.00	.00	.00	.00	.00	170.29	.00	.00	.00	.00	.00
2011	157.07	.00	.00	.00	.00	.00	157.07	.00	.00	.00	.00	.00
2012	249.24	.00	.00	.00	.00	.00	249.24	.00	.00	.00	.00	.00
2013	249.24	.00	.00	.00	.00	.00	249.24	.00	.00	.00	.00	.00
2014	245.65	.00	.00	.00	.00	.00	245.65	.00	.00	.00	.00	.00
2015	245.65	.00	.00	.00	.00	.00	245.65	.00	.00	.00	.00	.00
2016	282.50	.00	.00	.00	.00	.00	282.50	.00	.00	.00	.00	.00
2017	324.88	.00	.00	.00	.00	.00	324.88	.00	.00	.00	.00	.00
2018	2972.49	.00	2584.02	.00	2584.02	86.93	388.47	542.64	.00	.00	.00	3126.66
TOTL	5373.77	.00	2584.02	.00	2584.02	48.09	2789.75	542.64	.00	.00	.00	3126.66
2019	1480668.59	.00	1473203.22	.00	1473203.22	99.50	7465.37	753.45	.00	.00	.00	1473956.67
ENTITY	1486042.36	.00	1475787.24	.00	1475787.24	99.31	10255.12	1296.09	.00	.00	.00	1477083.33

SENNA HILLS M. U. D.
ANALYSIS OF TAXES COLLECTED FOR RECONCILIATION
FY 2019 - 2020

TAX YEAR	2019			Prior Years				TOTAL			
	General Fund	Debt Service Fund	Total	General Fund	Debt Service Fund	I & S Fund	Total	General Fund	Debt Service Fund	I & S Fund	Total
PERCENTAGE	\$ 0.1451	\$ 0.3200	\$ 0.4651								
COLLECTIONS:											
OCT											
TAX ADJUSTMENTS	0.00	0.00	0.00	0.00	0.00	0.00	0.00	0.00	0.00	0.00	0.00
BASE TAX REV	0.00	0.00	0.00	0.00	0.00	0.00	0.00	0.00	0.00	0.00	0.00
TAXES	0.00	0.00	0.00	986.48	1,597.54	0.00	2,584.02	986.48	1,597.54	0.00	2,584.02
PENALTY	0.00	0.00	0.00	207.16	335.48	0.00	542.64	207.16	335.48	0.00	542.64
NOV											
TAX ADJUSTMENTS	0.00	0.00	0.00	0.00	0.00	0.00	0.00	0.00	0.00	0.00	0.00
BASE TAX REV	0.00	0.00	0.00	0.00	0.00	0.00	0.00	0.00	0.00	0.00	0.00
TAXES	30,347.27	66,927.12	97,274.39	0.00	0.00	0.00	0.00	30,347.27	66,927.12	0.00	97,274.39
PENALTY	0.00	0.00	0.00	0.00	0.00	0.00	0.00	0.00	0.00	0.00	0.00
DEC											
TAX ADJUSTMENTS	0.00	0.00	0.00	0.00	0.00	0.00	0.00	0.00	0.00	0.00	0.00
BASE TAX REV	0.00	0.00	0.00	0.00	0.00	0.00	0.00	0.00	0.00	0.00	0.00
TAXES	263,275.79	580,622.01	843,897.80	0.00	0.00	0.00	0.00	263,275.79	580,622.01	0.00	843,897.80
PENALTY	0.00	0.00	0.00	0.00	0.00	0.00	0.00	0.00	0.00	0.00	0.00
JAN											
TAX ADJUSTMENTS	0.00	0.00	0.00	0.00	0.00	0.00	0.00	0.00	0.00	0.00	0.00
BASE TAX REV	0.00	0.00	0.00	0.00	0.00	0.00	0.00	0.00	0.00	0.00	0.00
TAXES	151,725.20	334,611.07	486,336.27	0.00	0.00	0.00	0.00	151,725.20	334,611.07	0.00	486,336.27
PENALTY	0.00	0.00	0.00	0.00	0.00	0.00	0.00	0.00	0.00	0.00	0.00
FEB											
TAX ADJUSTMENTS	0.00	0.00	0.00	0.00	0.00	0.00	0.00	0.00	0.00	0.00	0.00
BASE TAX REV	0.00	0.00	0.00	0.00	0.00	0.00	0.00	0.00	0.00	0.00	0.00
TAXES	12,572.77	27,727.69	40,300.46	0.00	0.00	0.00	0.00	12,572.77	27,727.69	0.00	40,300.46
PENALTY	111.44	245.78	357.22	0.00	0.00	0.00	0.00	111.44	245.78	0.00	357.22
MAR											
TAX ADJUSTMENTS	0.00	0.00	0.00	0.00	0.00	0.00	0.00	0.00	0.00	0.00	0.00
BASE TAX REV	0.00	0.00	0.00	0.00	0.00	0.00	0.00	0.00	0.00	0.00	0.00
TAXES	1,586.63	3,499.11	5,085.74	0.00	0.00	0.00	0.00	1,586.63	3,499.11	0.00	5,085.74
PENALTY	113.03	249.26	362.29	0.00	0.00	0.00	0.00	113.03	249.26	0.00	362.29
APR											
TAX ADJUSTMENTS	0.00	0.00	0.00	0.00	0.00	0.00	0.00	0.00	0.00	0.00	0.00
BASE TAX REV	0.00	0.00	0.00	0.00	0.00	0.00	0.00	0.00	0.00	0.00	0.00
TAXES	96.26	212.30	308.56	0.00	0.00	0.00	0.00	96.26	212.30	0.00	308.56
PENALTY	10.59	23.35	33.94	0.00	0.00	0.00	0.00	10.59	23.35	0.00	33.94
MAY											
TAX ADJUSTMENTS	0.00	0.00	0.00	0.00	0.00	0.00	0.00	0.00	0.00	0.00	0.00
BASE TAX REV	0.00	0.00	0.00	0.00	0.00	0.00	0.00	0.00	0.00	0.00	0.00
TAXES	0.00	0.00	0.00	0.00	0.00	0.00	0.00	0.00	0.00	0.00	0.00
PENALTY	0.00	0.00	0.00	0.00	0.00	0.00	0.00	0.00	0.00	0.00	0.00
JUN											
TAX ADJUSTMENTS	0.00	0.00	0.00	0.00	0.00	0.00	0.00	0.00	0.00	0.00	0.00
BASE TAX REV	0.00	0.00	0.00	0.00	0.00	0.00	0.00	0.00	0.00	0.00	0.00
TAXES	0.00	0.00	0.00	0.00	0.00	0.00	0.00	0.00	0.00	0.00	0.00
PENALTY	0.00	0.00	0.00	0.00	0.00	0.00	0.00	0.00	0.00	0.00	0.00
JUL											
TAX ADJUSTMENTS	0.00	0.00	0.00	0.00	0.00	0.00	0.00	0.00	0.00	0.00	0.00
BASE TAX REV	0.00	0.00	0.00	0.00	0.00	0.00	0.00	0.00	0.00	0.00	0.00
TAXES	0.00	0.00	0.00	0.00	0.00	0.00	0.00	0.00	0.00	0.00	0.00
PENALTY	0.00	0.00	0.00	0.00	0.00	0.00	0.00	0.00	0.00	0.00	0.00
AUG											
TAX ADJUSTMENTS	0.00	0.00	0.00	0.00	0.00	0.00	0.00	0.00	0.00	0.00	0.00
BASE TAX REV	0.00	0.00	0.00	0.00	0.00	0.00	0.00	0.00	0.00	0.00	0.00
TAXES	0.00	0.00	0.00	0.00	0.00	0.00	0.00	0.00	0.00	0.00	0.00
PENALTY	0.00	0.00	0.00	0.00	0.00	0.00	0.00	0.00	0.00	0.00	0.00
SEP											
TAX ADJUSTMENTS	0.00	0.00	0.00	0.00	0.00	0.00	0.00	0.00	0.00	0.00	0.00
BASE TAX REV	0.00	0.00	0.00	0.00	0.00	0.00	0.00	0.00	0.00	0.00	0.00
TAXES	0.00	0.00	0.00	0.00	0.00	0.00	0.00	0.00	0.00	0.00	0.00
PENALTY	0.00	0.00	0.00	0.00	0.00	0.00	0.00	0.00	0.00	0.00	0.00
TOTAL											
BASE TAX REV	0.00	0.00	0.00	0.00	0.00	0.00	0.00	0.00	0.00	0.00	0.00
TAXES	459,603.93	1,013,599.29	1,473,203.22	986.48	1,597.54	0.00	2,584.02	460,590.41	1,015,196.83	0.00	1,475,787.24
PENALTY	235.06	518.39	753.45	207.16	335.48	0.00	542.64	442.22	853.87	0.00	1,296.09
TOTAL DISTRIBUTION	459,838.99	1,014,117.68	1,473,956.67	1,193.64	1,933.02	0.00	3,126.66	461,032.63	1,016,050.70	0.00	1,477,083.33
BEGINNING											
TAXES RECEIVABLE	461,932.94	1,018,735.65	1,480,668.59	1,882.56	3,404.95	86.26	5,373.77	463,815.50	1,022,140.60	86.26	1,486,042.36
TAX ADJUSTMENTS	0.00	0.00	0.00	0.00	0.00	0.00	0.00	0.00	0.00	0.00	0.00
BASE TAX REV	0.00	0.00	0.00	0.00	0.00	0.00	0.00	0.00	0.00	0.00	0.00
LESS: COLLECTIONS	(459,603.93)	(1,013,599.29)	(1,473,203.22)	(986.48)	(1,597.54)	0.00	(2,584.02)	(460,590.41)	(1,015,196.83)	0.00	(1,475,787.24)
TAX REC @ END OF PERIOD	2,329.02	5,136.35	7,465.37	896.08	1,807.41	86.26	2,789.75	3,225.09	6,943.77	86.26	10,255.12

Tax Collection as of 2/29/20
Less: 60 day subsequent adjustment
Total Distribution

461,032.63 1,016,050.70 0.00 1,477,083.33
(986.48) (1,597.54) 0.00 (2,584.02)
460,046.15 1,014,453.16 0.00 1,474,499.31

Financial Statements

Senna Hills M.U.D.

Accountant's Compilation Report

April 30, 2020

The District is responsible for the accompanying financial statements of the governmental activities of Senna Hills M.U.D., as of and for the seven months ended April 30, 2020, which collectively comprise the District's basic financial statements - governmental funds in accordance with the accounting principles generally accepted in the United States of America. We have performed a compilation engagement in accordance with Statements on Standards for Accounting and Review Services promulgated by the Accounting and Review Services Committee of the AICPA. We did not audit or review the financial statements nor were we required to perform any procedures to verify the accuracy or completeness of the information provided by management. Accordingly, we do not express an opinion, a conclusion, nor provide any form of assurance on these financial statements.

The District has omitted the management's discussion and analysis, the Statement of Net Assets, and Statement of Activities that the Governmental Accounting Standards Board required to be presented to supplement the basic financial statements. Such missing information, although not a part of the basic financial statements, is required by the Governmental Accounting Standards Board who considers it to be an essential part of financial reporting for placing the basic financial statements in an appropriate operational, economic, or historic context.

In addition, the District has elected to omit substantially all of the disclosures and the statement of cash flows required by accounting principles generally accepted in the United States of America. If the omitted disclosures and components required by GASB 34 were included in the financial statements, they might influence the user's conclusions about the District's financial position, results of operations, and cash flows. Accordingly, these financial statements are not designed for those who are not informed about such matters.

Accounting principles generally accepted in the United States of America require that budgetary comparison information be presented to supplement the basic financial statements. Such information is presented for purposes of additional analysis and, although not a required part of the basic financial statements, is required by the Governmental Accounting Standards Board who considers it to be an essential part of financial reporting and for placing the basic financial statements in an appropriate operational, economic, or historical context. Such information is the responsibility of management. The required supplementary information was subject to our compilation engagement. We have not audited or reviewed the required supplementary information and do not express an opinion, a conclusion, nor provide any assurance on such information.

Supplementary Information

The supplementary information contained in the schedules described in the Supplementary Information Index is presented for purposes of additional analysis and is not a required part of the basic financial statements. This information is the representation of management. The information was subject to our compilation engagement, however, we have not audited or reviewed the supplementary information and, accordingly, do not express an opinion, a conclusion, nor provide any form of assurance on such supplementary information.

We are not independent with respect to Senna Hills M.U.D.


BOTT & DOUTHITT, P.L.L.C.

May 20, 2020
Round Rock, TX

**Senna Hills Municipal Utility District
Governmental Funds Balance Sheet
April 30, 2020**

	Governmental Funds			Governmental Funds Total
	General Fund	Debt Service Fund	Capital Projects Fund	
Assets				
Cash and Cash Equivalents				
Cash	\$ 232,092.21	\$ -	\$ -	\$ 232,092.21
Cash Equivalents	2,836,942.16	1,365,557.56	-	4,202,499.72
Receivables				
Service Accounts, net of allowance for doubtful accounts of \$1,000	58,559.19	-	-	58,559.19
Accrued Service Revenue	43,103.34	-	-	43,103.34
Property Taxes	3,225.10	7,030.02	-	10,255.12
Interfund	1,806.51	-	-	1,806.51
Other	1,176.66	-	-	1,176.66
Total Assets	\$ 3,176,905.17	\$ 1,372,587.58	\$ -	\$ 4,549,492.75
Liabilities				
Accounts Payable	\$ 46,288.04	\$ -	\$ -	\$ 46,288.04
Accrued Expenses	13,656.63	-	-	13,656.63
Due to TCEQ	1,146.59	-	-	1,146.59
Customer Deposits	51,279.30	-	-	51,279.30
Unclaimed Property	843.52	-	-	843.52
Payroll Liability	275.40	-	-	275.40
Interfund	-	1,806.51	-	1,806.51
Total Liabilities	113,489.48	1,806.51	-	115,295.99
Deferred Inflows of Resources				
Property Taxes	3,225.10	7,030.02	-	10,255.12
Total Deferred Inflows of Resources	3,225.10	7,030.02	-	10,255.12
Fund Balance				
Fund Balances:				
Restricted for				
Debt Service	-	1,363,751.05	-	1,363,751.05
Capital Projects	-	-	-	-
Unassigned	3,060,190.59	-	-	3,060,190.59
Total Fund Balances	3,060,190.59	1,363,751.05	-	4,423,941.64
Total Liabilities, Deferred Inflows of Resources and Fund Balance	\$ 3,176,905.17	\$ 1,372,587.58	\$ -	\$ 4,549,492.75

See Accountants' Report.

**Senna Hills Municipal Utility District
Statement of Revenues,
Expenditures & Changes in Fund Balance-Governmental Funds
October 1, 2019 - April 30, 2020**

	Governmental Funds			Governmental Funds Total
	General Fund	Debt Service Fund	Capital Projects Fund	
Revenues:				
Property taxes, including penalties	\$ 460,046.14	\$ 1,014,453.17	\$ -	\$ 1,474,499.31
Service revenues, including penalties	462,673.51	-	-	462,673.51
Interest Income	24,459.38	10,157.81	-	34,617.19
Miscellaneous Income	8,566.99	-	-	8,566.99
Total Revenues	955,746.02	1,024,610.98	-	1,980,357.00
Expenditures:				
District Facilities -				
Bulk Water Purchases	136,640.67	-	-	136,640.67
Operations Fees	42,732.38	-	-	42,732.38
Repair & Maintenance	73,910.52	-	-	73,910.52
Sludge Hauling	15,797.50	-	-	15,797.50
Chemicals/Lab Fees	13,032.24	-	-	13,032.24
Landscaping	33,698.97	-	-	33,698.97
Utilities & Telephone	31,562.35	-	-	31,562.35
Permit Fees	2,354.50	-	-	2,354.50
Administrative Services -				
Director Fees	8,235.26	-	-	8,235.26
Insurance	4,812.78	-	-	4,812.78
Tax Assessor/Collector Fees	1,248.54	2,753.51	-	4,002.05
Website	2,550.00	-	-	2,550.00
Miscellaneous Expense	1,556.21	40.00	-	1,596.21
Professional Fees -				
Legal fees	56,287.90	-	-	56,287.90
Accounting fees	14,400.00	-	-	14,400.00
Engineering fees	13,689.25	-	-	13,689.25
Audit Fees	10,750.00	-	-	10,750.00
Debt Service				
Fiscal Agent Fees	-	1,000.00	-	1,000.00
Bond Interest	-	185,006.27	-	185,006.27
Capital Outlay	631.26	-	-	631.26
Total Expenditures	463,890.33	188,799.78	-	652,690.11
Excess/(Deficiency) of Revenues over Expenditures	491,855.69	835,811.20	-	1,327,666.89
Fund Balance, October 1, 2019	2,568,334.90	527,939.85	-	3,096,274.75
Fund Balance, April 30, 2020	\$ 3,060,190.59	\$ 1,363,751.05	\$ -	\$ 4,423,941.64

See Accountants' Report.

Supplementary Information

Index

General Fund

- Budgetary Comparison Schedule
- Revenues & Expenditures: Actual + Budgeted
- Cash Reconciliations
- A/P Aging Summary
- Adjustments Journal
- General Ledger

Debt Service Fund

- Debt Service Schedule
- Adjustments Journal
- General Ledger

General Fund

Senna Hills Municipal Utility District
Budgetary Comparison Schedule-General Fund
April 30, 2020

	CURRENT MONTH			YEAR TO DATE		
	Actual	Budget	Difference	Actual	Budget	Difference
Revenues:						
Property taxes, including penalties	\$ 106.85	\$ -	\$ 106.85	\$ 460,046.14	\$ 461,615.00	\$ (1,568.86)
Service Accounts -						
Basic Service Fees	11,866.80	12,129.00	(262.20)	82,867.79	84,903.00	(2,035.21)
Water Service Fees	19,947.00	24,846.00	(4,899.00)	164,430.19	159,430.00	5,000.19
Sewer Service Fees	29,581.20	28,700.00	881.20	202,334.79	200,900.00	1,434.79
Drainage Service Fees	1,632.00	1,625.00	7.00	11,340.78	11,375.00	(34.22)
Service Accounts Penalties	25.00	394.00	(369.00)	1,699.96	2,671.00	(971.04)
Interest income	2,398.69	3,750.00	(1,351.31)	24,459.38	26,250.00	(1,790.62)
Miscellaneous Income	5,860.50	-	5,860.50	8,566.99	-	8,566.99
Total Revenues	71,418.04	71,444.00	(25.96)	955,746.02	947,144.00	8,602.02
Expenditures:						
District Facilities -						
Bulk Water Purchases	15,221.76	17,384.00	2,162.24	112,223.39	116,618.00	4,394.61
LCRA Raw Water	924.63	1,291.00	366.37	7,331.47	8,284.00	952.53
LCRA Reservation	2,440.83	2,441.00	0.17	17,085.81	17,087.00	1.19
Operations Fees	6,182.45	7,750.00	1,567.55	42,732.38	54,250.00	11,517.62
Repairs & Maintenance - Water	636.57	3,000.00	2,363.43	4,562.41	21,000.00	16,437.59
Repairs & Maintenance - WWTP	13,586.10	9,000.00	(4,586.10)	54,633.98	63,000.00	8,366.02
Repairs & Maintenance - L/S	433.38	2,000.00	1,566.62	13,672.01	14,000.00	327.99
Repairs & Maintenance - Drainage	-	-	-	862.12	850.00	(12.12)
Meter Replacement	30.00	200.00	170.00	180.00	1,400.00	1,220.00
Sludge Hauling	4,320.00	3,500.00	(820.00)	15,797.50	24,500.00	8,702.50
Lab Fees	374.90	3,000.00	2,625.10	8,288.34	21,000.00	12,711.66
Chemicals	-	1,250.00	1,250.00	4,743.90	8,750.00	4,006.10
Landscaping	5,656.00	5,100.00	(556.00)	33,698.97	35,700.00	2,001.03
Irrigation Expense	-	1,500.00	1,500.00	-	10,500.00	10,500.00
Utilities	3,967.05	4,000.00	32.95	26,699.32	28,000.00	1,300.68
Telephone	696.31	775.00	78.69	4,863.03	5,425.00	561.97
Permit Fees	-	-	-	2,354.50	2,350.00	(4.50)
Capital Outlay - WWTP Expansion	-	-	-	631.26	-	(631.26)
Administrative Services -						
Director Fees	1,937.70	1,134.00	(803.70)	8,235.26	6,966.00	(1,269.26)
Insurance	-	-	-	4,812.78	4,500.00	(312.78)
Tax Appraisal/Collection Fees	-	-	-	1,248.54	2,300.00	1,051.46
Website	250.00	200.00	(50.00)	2,550.00	1,750.00	(800.00)
Miscellaneous	354.71	250.00	(104.71)	1,556.21	1,750.00	193.79
Professional Fees -						
Legal Fees	7,819.30	6,500.00	(1,319.30)	56,287.90	45,500.00	(10,787.90)
Accounting Fees	1,950.00	1,950.00	-	14,400.00	14,400.00	-
Engineering Fees	3,337.50	3,000.00	(337.50)	13,689.25	21,000.00	7,310.75
Audit Fees	-	-	-	10,750.00	11,000.00	250.00
Total Expenditures	70,119.19	75,225.00	5,105.81	463,890.33	541,880.00	77,989.67
Excess/(Deficiency) of Revenues over Expenditures	\$ 1,298.85	\$ (3,781.00)	\$ 5,079.85	\$ 491,855.69	\$ 405,264.00	\$ 86,591.69

See Accountants' Report.

**Senna Hills M.U.D.
Revenues and Expenditures - General Fund: Actual + Budgeted
Fiscal Year 2019-2020**

2019 Budget Approved 9/20/2019	Actual Oct-19	Actual Nov-19	Actual Dec-19	Actual Jan-20	Actual Feb-20	Actual Mar-20	Actual Apr-20	Budget May-20	Budget Jun-20	Budget Jul-20	Budget Aug-20	Budget Sep-20	Projected Actual	Projected Variance
Revenues:														
Property Tax Revenues	\$ 461,614	\$ 30,347	\$ 263,276	\$ 151,725	\$ 12,684	\$ 1,700	\$ 107	\$ -	\$ -	\$ -	\$ -	\$ -	\$ 460,046	\$ (1,568)
Service Accounts -														
Basic Service Fees	145,550	11,848	11,747	11,845	11,848	11,865	11,867	12,129	12,129	12,129	12,129	12,131	144,515	(2,035)
Water Service Fees	356,753	47,780	28,328	22,120	17,337	14,426	14,492	20,705	20,705	45,936	54,989	54,988	361,754	5,000
Sewer Service Fees	344,400	28,892	28,572	28,514	28,514	29,381	29,381	28,700	28,700	28,700	28,700	28,700	345,835	1,435
Drainage Service Fees	19,500	1,617	1,596	1,620	1,624	1,628	1,632	1,625	1,625	1,625	1,625	1,625	19,466	(34)
Service Accounts Penalties	5,080	794	(173)	643	202	209	25	369	369	521	575	575	4,000	(971)
Interest Income	871,264	91,022	70,069	59,627	56,659	57,302	63,052	63,258	63,258	88,911	96,018	96,020	874,678	3,395
Miscellaneous Income	45,000	4,127	3,545	3,639	3,653	3,384	2,339	3,750	3,750	3,750	3,750	3,750	43,209	(1,791)
Total Revenues	1,377,898	95,356	106,138	332,842	215,005	62,922	71,418	67,278	67,278	92,661	101,768	101,770	1,386,501	8,603
Expenditures:														
District Facilities -														
Water Purchases -														
Potable Water - PUA	228,165	22,512	18,238	15,095	14,000	13,634	15,222	15,935	15,935	24,627	27,525	27,525	223,770	4,395
Raw Water - LCRA	18,394	2,013	1,352	997	752	700	684	1,076	1,076	2,366	2,796	2,796	17,441	953
Reservation Fee - LCRA	29,290	2,441	2,441	2,441	2,441	2,441	2,441	2,441	2,441	2,441	2,441	2,440	29,289	1
Operations & Management	93,000	6,320	6,036	6,036	6,036	6,001	6,095	7,750	7,750	7,750	7,750	7,750	81,482	11,518
Repairs & Maint. - Water	36,000	82	197	514	1,796	631	637	3,000	3,000	3,000	3,000	3,000	19,562	16,438
Repairs & Maint. - WWTP	130,000	3,502	2,795	9,601	9,454	12,807	2,980	9,000	9,000	9,000	9,000	9,000	121,634	8,366
Repairs & Maint. - Lift Station	67,000	2,076	8,569	1,190	305	557	433	2,000	2,000	2,000	2,000	2,000	66,692	328
Repairs & Maint. - Drainage	30,000	2,400	30	30	30	30	30	200	200	200	200	200	30,012	(12)
Meter Replacement	42,000	1,263	875	4,920	1,680	2,640	4,320	3,500	3,500	3,500	3,500	3,500	33,298	8,703
Sludge Hauling	36,000	3,000	2,531	1,150	795	256	181	3,000	3,000	3,000	3,000	3,000	23,288	12,712
Lab Fees	15,000	540	540	2,262	540	540	540	1,250	1,250	1,250	1,250	1,250	10,994	4,006
Chemicals	66,200	6,025	5,416	5,426	3,391	2,850	5,656	5,100	5,100	5,100	5,100	5,100	64,199	2,001
Landscapeing	18,000	48,000	3,474	3,990	3,991	3,745	3,912	4,000	4,000	4,000	4,000	4,000	46,699	1,301
Irrigation Expense	48,000	9,300	683	699	699	691	696	775	775	775	775	775	8,738	562
Utilities	2,500	1,250	1,005	100	-	-	-	-	-	-	-	-	150	(5)
Telephone	15,000	-	-	-	-	-	-	-	-	-	-	-	15,000	-
Permit Fees	2,500	-	-	-	-	-	-	-	-	-	-	-	2,500	-
Membrane Reserve	15,000	-	-	-	-	-	-	-	-	-	-	-	15,000	-
Capital Outlay-WWTP Expansion	250,000	-	-	-	-	-	-	-	-	-	-	-	250,000	-
Capital Outlay-Pond Liner	206,000	-	-	-	-	-	-	-	-	-	-	-	206,000	-
Capital Outlay-Water Meters	50,000	-	-	-	-	-	-	-	-	-	-	-	50,000	-
Capital Outlay-Road Improvements	1,392,249	55,281	46,320	60,045	48,615	44,907	40,723	60,527	60,527	70,509	79,836	694,136	1,309,895	82,354
Subtotal-District Facilities	1,998	4,500	1,938	1,130	846	1,453	1,130	1,134	1,134	810	1,134	1,134	13,257	(1,269)
Administrative Services -														
Director Fees	4,500	-	-	-	-	-	-	-	-	-	-	-	-	-
Insurance	4,300	254	497	-	-	-	497	-	-	-	-	-	4,813	(313)
Tax Appraisal/Collection Fees	2,000	-	-	-	-	-	-	-	-	-	-	-	2,000	-
Public Notices	6,000	550	450	550	250	250	250	200	200	200	200	200	2,000	-
Web Site	3,000	168	266	194	186	180	198	250	250	250	250	250	6,800	(600)
Miscellaneous	31,788	718	2,907	7,185	1,082	1,883	2,075	1,260	2,584	1,260	1,584	7,834	32,925	194
Subtotal-Admin. Services	78,000	7,358	7,235	5,296	6,847	11,407	7,819	6,500	6,500	6,500	6,500	6,500	88,788	(10,788)
Professional Fees -														
Legal Fees	24,150	1,950	1,950	2,700	1,950	1,950	1,950	1,950	1,950	1,950	1,950	1,950	24,150	-
Accounting Fees	41,000	1,524	1,024	1,012	2,074	1,331	3,367	3,000	3,000	3,000	3,000	3,000	33,689	7,311
Engineering Fees	11,000	-	-	-	-	-	-	-	-	-	-	-	10,750	250
Audit Fees	154,150	10,832	10,210	16,228	11,620	17,438	13,107	11,450	11,450	11,450	11,450	11,450	137,377	(3,227)
Subtotal-Professional Fees	1,578,187	66,831	59,437	83,487	61,328	64,228	56,440	73,237	74,561	89,219	86,870	718,420	1,500,197	77,990
Total Expenditures	\$ (200,280)	\$ 26,525	\$ 45,701	\$ 249,354	\$ 155,677	\$ 6,888	\$ 4,471	\$ (5,959)	\$ (7,283)	\$ 9,442	\$ 10,888	\$ (616,650)	\$ (113,697)	\$ 86,593
Excess/(Deficiency) of Revenues over Expenditures														

See Accountants Report.

**Senna Hills Municipal Utility District
Cash Account Reconciliations
April 30, 2020**

	ABC Bank		
	<u>Operating</u>	<u>Bookkeeper's</u>	<u>Total</u>
Beginning Bank Balance 4/01/2020	\$ 267,909.73	\$ 93,402.66	\$ 361,312.39
Cleared Transactions			
Checks and Payments	(150,365.72)	(65,464.66)	(215,830.38)
Deposits and Credits	65,041.69	74,157.49	139,199.18
Total Cleared Transactions	<u>(85,324.03)</u>	<u>8,692.83</u>	<u>(76,631.20)</u>
Ending Bank Balance 4/30/2020	182,585.70	102,095.49	284,681.19
Ousting Checks			
5347 07/16/2019 Customer Refund	-	(13.24)	(13.24)
5418 03/06/2020 Customer Refund	-	(192.82)	(192.82)
5442 04/06/2020 West Travis County PUA	-	(13,521.68)	(13,521.68)
5445 04/24/2020 Chet Palesko	-	(138.53)	(138.53)
5446 04/24/2020 Corey Newhouse	-	(138.52)	(138.52)
5447 04/24/2020 David Perl	-	(138.53)	(138.53)
5450 04/24/2020 Badger Meter	-	(30.00)	(30.00)
5451 04/24/2020 Bott & Douthitt, P.L.L.C.	-	(1,950.00)	(1,950.00)
5452 04/24/2020 DSHS	-	(53.72)	(53.72)
5453 04/24/2020 Inframark, LLC	-	(11,609.13)	(11,609.13)
5454 04/24/2020 Murfee Engineering Company	-	(3,387.01)	(3,387.01)
5457 04/24/2020 Zane Furr	-	(5,656.00)	(5,656.00)
5459 04/24/2020 Chet Palesko	-	(138.52)	(138.52)
5460 04/24/2020 Corey Newhouse	-	(138.53)	(138.53)
5461 04/24/2020 David Perl	-	(277.05)	(277.05)
5464 04/24/2020 Inframark, LLC	-	(15,205.70)	(15,205.70)
Register Balance as of 4/30/2020	<u>\$ 182,585.70</u>	<u>\$ 49,506.51</u>	<u>\$ 232,092.21</u>

See Accountants' Report.

Senna Hills M.U.D. - GF
A/P Aging Summary
As of April 30, 2020

	Current	1 - 30	31 - 60	61 - 90	> 90	TOTAL
Badger Meter	30.00	0.00	0.00	0.00	0.00	30.00
Bott & Douthitt, P.L.L.C.	2,118.71	0.00	0.00	0.00	0.00	2,118.71
City of Austin	3,702.50	0.00	0.00	0.00	0.00	3,702.50
Hot Dog Marketing, LLC	250.00	0.00	0.00	0.00	0.00	250.00
Inframark, LLC	6,007.70	0.00	0.00	0.00	0.00	6,007.70
LCRA	3,365.46	0.00	0.00	0.00	0.00	3,365.46
Murfee Engineering Company	3,337.50	0.00	0.00	0.00	0.00	3,337.50
Sheraton Environmental, LLC	0.00	4,320.00	0.00	0.00	0.00	4,320.00
Time Warner Cable	115.11	0.00	0.00	0.00	0.00	115.11
West Travis County PUA	15,221.76	0.00	0.00	0.00	0.00	15,221.76
Willatt & Flickinger, PLLC	7,819.30	0.00	0.00	0.00	0.00	7,819.30
TOTAL	41,968.04	4,320.00	0.00	0.00	0.00	46,288.04

See Accountants' Report.

Senna Hills M.U.D. - GF
Adjustments Journal

April 2020

Date	Num	Memo	Account	Debit	Credit
04/30/2020	4.1	Record tax collections	1173 • Due from Debt Service	106.85	
		Record tax collections	1410 • A/R - Property Taxes		96.26
		Record tax collections	2410 • Deferred Revenue	96.26	
		Record tax collections	4320 • Property Tax		96.26
		Record tax collections	4325 • Property Tax Penalty		10.59
				203.11	203.11
04/30/2020	4.2	Record B&C reports	1150 • Accounts Receivable - Service	63,693.45	
		Record B&C reports	1150 • Accounts Receivable - Service	65.00	
		Record B&C reports	4330 • Service Account Penalties		91.89
		Record B&C reports	4100 • Water Service Revenue		19,892.00
		Record B&C reports	4200 • Sewer Service Revenue		29,527.61
		Record B&C reports	4120 • Basic Service Revenue		11,842.00
		Record B&C reports	2139 • TCEQ Liability		305.93
		Record B&C reports	4250 • Drainage Revenue		1,619.02
		Record B&C reports	2161 • Customer Deposits		400.00
		Record B&C reports	4330 • Service Account Penalties		25.00
		Record B&C reports	4100 • Water Service Revenue		40.00
		Record B&C reports	4100 • Water Service Revenue		15.00
		Record B&C reports	4330 • Service Account Penalties	91.89	
		Record B&C reports	4200 • Sewer Service Revenue		53.59
		Record B&C reports	4120 • Basic Service Revenue		24.80
		Record B&C reports	2139 • TCEQ Liability		0.52
		Record B&C reports	4250 • Drainage Revenue		12.98
			63,850.34	63,850.34	
04/30/2020	4.3	Record deposit adjustment	2161 • Customer Deposits	200.00	
		Record deposit adjustment	4100 • Water Service Revenue		200.00
				200.00	200.00
04/30/2020	4.4	Record adjustment for deposits applied/refund...	1150 • Accounts Receivable - Service	12.68	
		Record adjustment for deposits applied/refund...	4100 • Water Service Revenue	177.04	
		Record adjustment for deposits applied/refund...	1200 • Returned Items		189.72
				189.72	189.72
04/30/2020	4.5	Record Returned Check	1010 • Cash - Checking ABC Bank	189.72	
		Record Returned Check	1200 • Returned Items		189.72
				189.72	189.72
TOTAL				64,632.89	64,632.89

See Accountants' Report.

Senna Hills M.U.D. - GF
General Ledger

As of April 30, 2020

Type	Date	Num	Source Name	Memo	Amount	Balance
1010 · Cash - Checking ABC Bank						267,909.73
Deposit	04/01/2020		Credit Card		126.81	268,036.54
Deposit	04/01/2020		Credit Card		761.48	268,798.02
Deposit	04/01/2020		ECheck		526.96	269,324.98
Deposit	04/01/2020		Lockbox		754.09	270,079.07
Deposit	04/02/2020		Credit Card		408.17	270,487.24
Deposit	04/02/2020		ECheck		134.45	270,621.69
Deposit	04/02/2020		Lockbox		1,325.56	271,947.25
Deposit	04/03/2020		Deposit		5,860.50	277,807.75
Deposit	04/03/2020		Credit Card		149.52	277,957.27
Deposit	04/03/2020		Lockbox		380.71	278,337.98
Deposit	04/04/2020		ECheck		209.32	278,547.30
Deposit	04/06/2020		Credit Card		144.50	278,691.80
Deposit	04/06/2020		Uscan		267.81	278,959.61
Deposit	04/06/2020		Lockbox		244.37	279,203.98
Deposit	04/07/2020		Credit Card		268.70	279,472.68
Deposit	04/07/2020		ECheck		109.32	279,582.00
Deposit	04/07/2020		Lockbox		1,655.08	281,237.08
Deposit	04/08/2020		Lockbox		1,341.71	282,578.79
Deposit	04/09/2020		Uscan		545.24	283,124.03
Deposit	04/09/2020		Lockbox		1,548.95	284,672.98
Deposit	04/10/2020		Uscan		682.09	285,355.07
Deposit	04/10/2020		Lockbox		1,539.98	286,895.05
Deposit	04/12/2020		Credit Card		119.37	287,014.42
Deposit	04/12/2020		Credit Card		131.84	287,146.26
Deposit	04/13/2020		Uscan		1,352.39	288,498.65
Deposit	04/13/2020		ECheck		129.42	288,628.07
Deposit	04/13/2020		Lockbox		869.20	289,497.27
Deposit	04/14/2020		Uscan		525.13	290,022.40
Deposit	04/14/2020		Lockbox		1,903.52	291,925.92
Deposit	04/15/2020		ECheck		220.53	292,146.45
Deposit	04/15/2020		ECheck		178.22	292,324.67
Deposit	04/15/2020		Lockbox		2,174.31	294,498.98
Deposit	04/16/2020		Credit Card		131.84	294,630.82
Deposit	04/16/2020		Uscan		524.94	295,155.76
Deposit	04/16/2020		ECheck		273.92	295,429.68
Deposit	04/16/2020		Lockbox		2,140.02	297,569.70
Deposit	04/17/2020		Credit Card		109.32	297,679.02
Deposit	04/17/2020		Uscan		430.88	298,109.90
Deposit	04/17/2020		ECheck		301.46	298,411.36
Deposit	04/17/2020		Lockbox		1,783.61	300,194.97
Deposit	04/19/2020		Credit Card		507.18	300,702.15
Deposit	04/19/2020		ECheck		263.87	300,966.02
Deposit	04/20/2020		Uscan		1,113.95	302,079.97
Deposit	04/20/2020		Monthly ACH Draft		23,470.12	325,550.09
Deposit	04/20/2020		Lockbox		1,795.44	327,345.53
Deposit	04/21/2020		Credit Card		3,670.86	331,016.39
Deposit	04/21/2020		Uscan		322.51	331,338.90
Deposit	04/21/2020		Lockbox		271.31	331,610.21
Deposit	04/22/2020		Lockbox		301.46	331,911.67
Deposit	04/23/2020		Credit Card		114.35	332,026.02
Deposit	04/23/2020		ECheck		102.47	332,128.49
Deposit	04/24/2020		Uscan		134.44	332,262.93
Deposit	04/24/2020		Uscan		270.00	332,532.93
Transfer	04/27/2020		Funds Transfer		(150,000.00)	182,532.93
Deposit	04/27/2020		Uscan		300.00	182,832.93
Deposit	04/28/2020		Lockbox		118.49	182,951.42
General Jour...	04/30/2020	4.5	Record Returned Check		(189.72)	182,761.70
Check	04/30/2020		Service Charge		(176.00)	182,585.70
Total 1010 · Cash - Checking ABC Bank					(85,324.03)	182,585.70
1011 · Cash - ABC Bookkeeper's Account						49,870.85
Bill Pmt -Ch...	04/01/2020	5437	Time Warner Cable	Internet - March 2020	(115.11)	49,755.74
Bill Pmt -Ch...	04/01/2020	5438	Hot Dog Marketing, LLC	Monthly Hosting and Maintenance	(250.00)	49,505.74
Bill Pmt -Ch...	04/01/2020	5439	Waste Management of Texas, Inc.	Garbage Service - April 2020	(264.55)	49,241.19
Bill Pmt -Ch...	04/06/2020	5440	City of Austin		(583.56)	48,657.63
Bill Pmt -Ch...	04/06/2020	5441	LCRA	Raw Water - March 2020	(3,124.74)	45,532.89
Bill Pmt -Ch...	04/06/2020	5442	West Travis County PUA	Potable Water - March 2020	(13,521.68)	32,011.21
Bill Pmt -Ch...	04/08/2020	5443	A T & T	Telephone - April 2020	(581.20)	31,430.01
Bill Pmt -Ch...	04/14/2020	5444	City of Austin		(3,070.03)	28,359.98
Bill Pmt -Ch...	04/20/2020	5458		Customer Refund	(22.96)	28,337.02
Paycheck	04/24/2020	5445	Chet Palesko		(138.53)	28,198.49
Paycheck	04/24/2020	5446	Corey Newhouse		(138.52)	28,059.97
Paycheck	04/24/2020	5447	David Peri		(138.53)	27,921.44
Paycheck	04/24/2020	5448	Joe Szoo	VOID:	0.00	27,921.44
Paycheck	04/24/2020	5449	Lisa S. McKenzie		(138.53)	27,782.91
Bill Pmt -Ch...	04/24/2020	5450	Badger Meter	Orion Cellular Lte Service Unit	(30.00)	27,752.91
Bill Pmt -Ch...	04/24/2020	5451	Bott & Douthitt, P.L.L.C.	Accounting Fees - March 2020	(1,950.00)	25,802.91
Bill Pmt -Ch...	04/24/2020	5452	DSHS	Lab Fees ID #2270316	(53.72)	25,749.19
Bill Pmt -Ch...	04/24/2020	5453	Inframark, LLC		(11,609.13)	14,140.06
Bill Pmt -Ch...	04/24/2020	5454	Murfee Engineering Company		(3,387.01)	10,753.05
Bill Pmt -Ch...	04/24/2020	5455	Wastewater Transport Services, ...	Sludge Hauling	(2,640.00)	8,113.05
Bill Pmt -Ch...	04/24/2020	5456	Willatt & Flickinger, PLLC	Legal Fees through April 13, 2020	(10,325.10)	(2,212.05)
Bill Pmt -Ch...	04/24/2020	5457	Zane Furr	Landscape Maintenance - April 2020	(5,656.00)	(7,868.05)
Liability Check	04/24/2020	EFTPS	U S Treasury	74-2722338	(459.04)	(8,327.09)
Paycheck	04/24/2020	5459	Chet Palesko	Director Fees - April 17, 2020	(138.52)	(8,465.61)
Paycheck	04/24/2020	5460	Corey Newhouse	Director Fees - April 17, 2020	(138.53)	(8,604.14)
Paycheck	04/24/2020	5461	David Peri	Director Fees - April 17, 2020 and Apri...	(277.05)	(8,881.19)
Paycheck	04/24/2020	5462	Joe Szoo	Director Fees - April 17, 2020	(138.52)	(9,019.71)

See Accountants' Report.

Senna Hills M.U.D. - GF
General Ledger

As of April 30, 2020

Type	Date	Num	Source Name	Memo	Amount	Balance
Paycheck	04/24/2020	5463	Lisa S. McKenzie	Director Fees - April 12, 17, 23, 2020 ...	(415.57)	(9,435.28)
Bill Pmt - Ch...	04/24/2020	5464	Inframark, LLC	Maintenance - April 2020	(15,205.70)	(24,640.98)
Transfer	04/27/2020			Funds Transfer	21,500.00	(3,140.98)
Transfer	04/27/2020			Funds Transfer	52,657.49	49,516.51
Check	04/30/2020			Service Charge	(10.00)	49,506.51
Total 1011 · Cash - ABC Bookkeeper's Account					(364.34)	49,506.51
1055 · Logic - Operating						2,758,700.96
Transfer	04/27/2020			Funds Transfer	(21,500.00)	2,737,200.96
Transfer	04/27/2020			Funds Transfer	(52,657.49)	2,684,543.47
Transfer	04/27/2020			Funds Transfer	150,000.00	2,834,543.47
Deposit	04/30/2020			Interest	2,398.69	2,836,942.16
Total 1055 · Logic - Operating					78,241.20	2,836,942.16
1150 · Accounts Receivable - Service						54,969.25
Deposit	04/01/2020			Credit Card	(126.81)	54,842.44
Deposit	04/01/2020			Credit Card	(761.48)	54,080.96
Deposit	04/01/2020			ECheck	(526.96)	53,554.00
Deposit	04/01/2020			Lockbox	(754.09)	52,799.91
Deposit	04/02/2020			Credit Card	(408.17)	52,391.74
Deposit	04/02/2020			ECheck	(134.45)	52,257.29
Deposit	04/02/2020			Lockbox	(1,325.56)	50,931.73
Deposit	04/03/2020			Credit Card	(149.52)	50,782.21
Deposit	04/03/2020			Lockbox	(380.71)	50,401.50
Deposit	04/04/2020			ECheck	(209.32)	50,192.18
Deposit	04/06/2020			Credit Card	(144.50)	50,047.68
Deposit	04/06/2020			Uscan	(267.81)	49,779.87
Deposit	04/06/2020			Lockbox	(244.37)	49,535.50
Deposit	04/07/2020			Credit Card	(268.70)	49,266.80
Deposit	04/07/2020			ECheck	(109.32)	49,157.48
Deposit	04/07/2020			Lockbox	(1,655.08)	47,502.40
Deposit	04/08/2020			Lockbox	(1,341.71)	46,160.69
Deposit	04/09/2020			Uscan	(545.24)	45,615.45
Deposit	04/09/2020			Lockbox	(1,548.95)	44,066.50
Deposit	04/10/2020			Uscan	(682.09)	43,384.41
Deposit	04/10/2020			Lockbox	(1,539.98)	41,844.43
Deposit	04/12/2020			Credit Card	(119.37)	41,725.06
Deposit	04/12/2020			Credit Card	(131.84)	41,593.22
Deposit	04/13/2020			Uscan	(1,352.39)	40,240.83
Deposit	04/13/2020			ECheck	(129.42)	40,111.41
Deposit	04/13/2020			Lockbox	(869.20)	39,242.21
Deposit	04/14/2020			Uscan	(525.13)	38,717.08
Deposit	04/14/2020			Lockbox	(1,903.52)	36,813.56
Deposit	04/15/2020			ECheck	(220.53)	36,593.03
Deposit	04/15/2020			ECheck	(178.22)	36,414.81
Deposit	04/15/2020			Lockbox	(2,174.31)	34,240.50
Deposit	04/16/2020			Credit Card	(131.84)	34,108.66
Deposit	04/16/2020			Uscan	(524.94)	33,583.72
Deposit	04/16/2020			ECheck	(273.92)	33,309.80
Deposit	04/16/2020			Lockbox	(2,140.02)	31,169.78
Deposit	04/17/2020			Credit Card	(109.32)	31,060.46
Deposit	04/17/2020			Uscan	(430.88)	30,629.58
Deposit	04/17/2020			ECheck	(301.46)	30,328.12
Deposit	04/17/2020			Lockbox	(1,783.61)	28,544.51
Deposit	04/19/2020			Credit Card	(507.18)	28,037.33
Deposit	04/19/2020			ECheck	(263.87)	27,773.46
Deposit	04/20/2020			Uscan	(1,113.95)	26,659.51
Deposit	04/20/2020			Monthly ACH Draft	(23,470.12)	3,189.39
Deposit	04/20/2020			Lockbox	(1,795.44)	1,393.95
Deposit	04/21/2020			Credit Card	(3,670.86)	(2,276.91)
Deposit	04/21/2020			Uscan	(322.51)	(2,599.42)
Deposit	04/21/2020			Lockbox	(271.31)	(2,870.73)
Deposit	04/22/2020			Lockbox	(301.46)	(3,172.19)
Deposit	04/23/2020			Credit Card	(114.35)	(3,286.54)
Deposit	04/23/2020			ECheck	(102.47)	(3,389.01)
Deposit	04/24/2020			Uscan	(134.44)	(3,523.45)
Deposit	04/24/2020			Uscan	(270.00)	(3,793.45)
Deposit	04/27/2020			Uscan	(300.00)	(4,093.45)
Deposit	04/28/2020			Lockbox	(118.49)	(4,211.94)
General Jour...	04/30/2020	4.2		Record B&C reports	63,758.45	59,546.51
General Jour...	04/30/2020	4.4		Record adjustment for deposits applie...	12.68	59,559.19
Total 1150 · Accounts Receivable - Service					4,589.94	59,559.19
1301 · Allowance for Doubtful Accounts						(1,000.00)
Total 1301 · Allowance for Doubtful Accounts						(1,000.00)
1220 · Accrued Service Revenue						43,103.34
Total 1220 · Accrued Service Revenue						43,103.34
1410 · A/R - Property Taxes						3,321.36
General Jour...	04/30/2020	4.1		Record tax collections	(96.26)	3,225.10
Total 1410 · A/R - Property Taxes					(96.26)	3,225.10
1200 · Returned Items						0.00
General Jour...	04/30/2020	4.5		Record Returned Check	189.72	189.72
General Jour...	04/30/2020	4.4		Record adjustment for deposits applie...	(189.72)	0.00

See Accountants' Report.

Senna Hills M.U.D. - GF
General Ledger

As of April 30, 2020

Type	Date	Num	Source Name	Memo	Amount	Balance
Total 1200 · Returned Items					0.00	0.00
1212 · A/R - Other						1,176.66
Total 1212 · A/R - Other						1,176.66
1173 · Due from Debt Service						1,699.66
General Jour...	04/30/2020	4.1		Record tax collections	106.85	1,806.51
Total 1173 · Due from Debt Service					106.85	1,806.51
2000 · Accounts Payable						(50,660.08)
Bill Pmt -Ch...	04/01/2020	5437	Time Warner Cable	Internet - March 2020	115.11	(50,544.97)
Bill	04/01/2020	0079733-216...	Waste Management of Texas, Inc.	Garbage Service - April 2020	(264.55)	(50,809.52)
Bill Pmt -Ch...	04/01/2020	5438	Hot Dog Marketing, LLC	Monthly Hosting and Maintenance	250.00	(50,559.52)
Bill Pmt -Ch...	04/01/2020	5439	Waste Management of Texas, Inc.	Garbage Service - April 2020	264.55	(50,294.97)
Bill	04/01/2020	512A8560574...	A T & T	Telephone - April 2020	(581.20)	(50,876.17)
Bill	04/01/2020	7139	Sheraton Environmental, LLC	Sludge Hauling	(4,320.00)	(55,196.17)
Bill Pmt -Ch...	04/06/2020	5440	City of Austin		583.56	(54,612.61)
Bill Pmt -Ch...	04/06/2020	5441	LCRA	Raw Water - March 2020	3,124.74	(51,487.87)
Bill Pmt -Ch...	04/06/2020	5442	West Travis County PUA	Potable Water - March 2020	13,521.68	(37,966.19)
Bill Pmt -Ch...	04/08/2020	5443	A T & T	Telephone - April 2020	581.20	(37,384.99)
Bill	04/08/2020	ZF 2020-4	Zane Furr	Landscape Maintenance - April 2020	(5,656.00)	(43,040.99)
Bill Pmt -Ch...	04/14/2020	5444	City of Austin		3,070.03	(39,970.96)
Bill	04/20/2020	736-00332-04		Customer Refund	(22.96)	(39,993.92)
Bill Pmt -Ch...	04/20/2020	5458		Customer Refund	22.96	(39,970.96)
Bill	04/20/2020	1129459	Inframark, LLC	Maintenance - April 2020	(15,205.70)	(55,176.66)
Bill Pmt -Ch...	04/24/2020	5450	Badger Meter	Orion Cellular Lte Service Unit	30.00	(55,146.66)
Bill Pmt -Ch...	04/24/2020	5451	Bott & Douthitt, P.L.L.C.	Accounting Fees - March 2020	1,950.00	(53,196.66)
Bill Pmt -Ch...	04/24/2020	5452	DSHS	Lab Fees ID #2270316	53.72	(53,142.94)
Bill Pmt -Ch...	04/24/2020	5453	Inframark, LLC		11,609.13	(41,533.81)
Bill Pmt -Ch...	04/24/2020	5454	Murfee Engineering Company		3,387.01	(38,146.80)
Bill Pmt -Ch...	04/24/2020	5455	Wastewater Transport Services, ...	Sludge Hauling	2,640.00	(35,506.80)
Bill Pmt -Ch...	04/24/2020	5456	Willatt & Flickinger, PLLC	Legal Fees through April 13, 2020	10,325.10	(25,181.70)
Bill Pmt -Ch...	04/24/2020	5457	Zane Furr	Landscape Maintenance - April 2020	5,656.00	(19,525.70)
Bill Pmt -Ch...	04/24/2020	5464	Inframark, LLC	Maintenance - April 2020	15,205.70	(4,320.00)
Bill	04/25/2020	6495c	Hot Dog Marketing, LLC	Monthly Hosting and Maintenance	(250.00)	(4,570.00)
Bill	04/29/2020	80052735	Badger Meter	Orion Cellular Lte Service Unit	(30.00)	(4,600.00)
Bill	04/30/2020	01433770420...	Time Warner Cable	Internet - April 2020	(115.11)	(4,715.11)
Bill	04/30/2020	522869-Apr 2...	LCRA	Raw Water - April 2020	(3,365.46)	(8,080.57)
Bill	04/30/2020	8927	Bott & Douthitt, P.L.L.C.	Accounting Fees - April 2020	(2,118.71)	(10,199.28)
Bill	04/30/2020	353194879105	City of Austin	Utilities - April 2020	(101.39)	(10,300.67)
Bill	04/30/2020	359120114267	City of Austin	Utilities - April 2020	(138.97)	(10,439.64)
Bill	04/30/2020	462607963255	City of Austin	Utilities - April 2020	(57.41)	(10,497.05)
Bill	04/30/2020	606468822398	City of Austin	Utilities - April 2020	(151.54)	(10,648.59)
Bill	04/30/2020	612830800423	City of Austin	Utilities - April 2020	(185.56)	(10,834.15)
Bill	04/30/2020	10095	West Travis County PUA	Potable Water - April 2020	(15,221.76)	(26,055.91)
Bill	04/30/2020	51198	Inframark, LLC	Operations - April 2020	(6,007.70)	(32,063.61)
Bill	04/30/2020	42594	Murfee Engineering Company	Engineering Fees - April 2020 (Task 68)	(1,712.50)	(33,776.11)
Bill	04/30/2020	42593	Murfee Engineering Company	Engineering Fees - April 2020 (Task 56)	(375.00)	(34,151.11)
Bill	04/30/2020	42591	Murfee Engineering Company	Engineering Fees - April 2020 (Task 65)	(1,000.00)	(35,151.11)
Bill	04/30/2020	42592	Murfee Engineering Company	Engineering Fees - April 2020 (Task 24)	(250.00)	(35,401.11)
Bill	04/30/2020	205258425131	City of Austin	Utilities - April 2020	(1,161.47)	(36,562.58)
Bill	04/30/2020	014655759940	City of Austin	Utilities - April 2020	(100.67)	(36,663.25)
Bill	04/30/2020	656058479283	City of Austin	Utilities - April 2020	(1,805.49)	(38,468.74)
Bill	04/30/2020	May 2020	Willatt & Flickinger, PLLC	Legal Fees through May 19, 2020	(7,819.30)	(46,288.04)
Total 2000 · Accounts Payable					4,372.04	(46,288.04)
2020 · Accrued Expense						(13,656.63)
Total 2020 · Accrued Expense						(13,656.63)
2139 · TCEQ Liability						(840.14)
General Jour...	04/30/2020	4.2		Record B&C reports	(306.45)	(1,146.59)
Total 2139 · TCEQ Liability					(306.45)	(1,146.59)
2161 · Customer Deposits						(51,079.30)
General Jour...	04/30/2020	4.2		Record B&C reports	(400.00)	(51,479.30)
General Jour...	04/30/2020	4.3		Record deposit adjustment	200.00	(51,279.30)
Total 2161 · Customer Deposits					(200.00)	(51,279.30)
2005 · Unclaimed Property						(843.52)
Total 2005 · Unclaimed Property						(843.52)
2400 · Payroll Liabilities						(459.04)
Paycheck	04/24/2020	5445	Chet Palesko		0.00	(459.04)
Paycheck	04/24/2020	5445	Chet Palesko		(22.94)	(481.98)
Paycheck	04/24/2020	5446	Corey Newhouse		0.00	(481.98)
Paycheck	04/24/2020	5446	Corey Newhouse		(22.96)	(504.94)
Paycheck	04/24/2020	5447	David Perl		0.00	(504.94)
Paycheck	04/24/2020	5447	David Perl		(22.94)	(527.88)
Paycheck	04/24/2020	5448	Joe Szoo	VOID:	0.00	(527.88)
Paycheck	04/24/2020	5449	Lisa S. McKenzie		0.00	(527.88)
Paycheck	04/24/2020	5449	Lisa S. McKenzie		(22.94)	(550.82)
Liability Check	04/24/2020	EFTPS	U S Treasury	74-2722338	459.04	(91.78)
Paycheck	04/24/2020	5459	Chet Palesko	Director Fees - April 17, 2020	0.00	(91.78)
Paycheck	04/24/2020	5459	Chet Palesko	Director Fees - April 17, 2020	(22.96)	(114.74)
Paycheck	04/24/2020	5460	Corey Newhouse	Director Fees - April 17, 2020	0.00	(114.74)
Paycheck	04/24/2020	5460	Corey Newhouse	Director Fees - April 17, 2020	(22.94)	(137.68)
Paycheck	04/24/2020	5462	Joe Szoo	Director Fees - April 17, 2020	0.00	(137.68)
Paycheck	04/24/2020	5462	Joe Szoo	Director Fees - April 17, 2020	(22.96)	(160.64)

See Accountants' Report.

Senna Hills M.U.D. - GF
General Ledger

As of April 30, 2020

Type	Date	Num	Source Name	Memo	Amount	Balance
Paycheck	04/24/2020	5461	David Perl	Director Fees - April 17, 2020 and April...	0.00	(160.64)
Paycheck	04/24/2020	5461	David Perl	Director Fees - April 17, 2020 and April...	(45.90)	(206.54)
Paycheck	04/24/2020	5463	Lisa S. McKenzie	Director Fees - April 12, 17, 23, 2020 ...	0.00	(206.54)
Paycheck	04/24/2020	5463	Lisa S. McKenzie	Director Fees - April 12, 17, 23, 2020 ...	(68.86)	(275.40)
Total 2400 · Payroll Liabilities					183.64	(275.40)
2410 · Deferred Revenue						
General Jour...	04/30/2020	4.1		Record tax collections	96.26	(3,321.36)
Total 2410 · Deferred Revenue					96.26	(3,225.10)
3200 · Retained Earnings						(2568334.90)
Total 3200 · Retained Earnings						(2568334.90)
Property Tax Revenue						(459,939.29)
4320 · Property Tax						(459,507.66)
General Jour...	04/30/2020	4.1		Record tax collections	(96.26)	(459,603.92)
Total 4320 · Property Tax					(96.26)	(459,603.92)
4325 · Property Tax Penalty						(431.63)
General Jour...	04/30/2020	4.1		Record tax collections	(10.59)	(442.22)
Total 4325 · Property Tax Penalty					(10.59)	(442.22)
Total Property Tax Revenue					(106.85)	(460,046.14)
Service Revenue						(399,621.51)
4120 · Basic Service Revenue						(71,000.99)
General Jour...	04/30/2020	4.2		Record B&C reports	(11,866.80)	(82,867.79)
Total 4120 · Basic Service Revenue					(11,866.80)	(82,867.79)
4100 · Water Service Revenue						(144,483.19)
Bill	04/20/2020	736-00332-04		Customer Refund	22.96	(144,460.23)
General Jour...	04/30/2020	4.2		Record B&C reports	(19,947.00)	(164,407.23)
General Jour...	04/30/2020	4.3		Record deposit adjustment	(200.00)	(164,607.23)
General Jour...	04/30/2020	4.4		Record adjustment for deposits applie...	177.04	(164,430.19)
Total 4100 · Water Service Revenue					(19,947.00)	(164,430.19)
4200 · Sewer Service Revenue						(172,753.59)
General Jour...	04/30/2020	4.2		Record B&C reports	(29,581.20)	(202,334.79)
Total 4200 · Sewer Service Revenue					(29,581.20)	(202,334.79)
4250 · Drainage Revenue						(9,708.78)
General Jour...	04/30/2020	4.2		Record B&C reports	(1,632.00)	(11,340.78)
Total 4250 · Drainage Revenue					(1,632.00)	(11,340.78)
4330 · Service Account Penalties						(1,674.96)
General Jour...	04/30/2020	4.2		Record B&C reports	(116.89)	(1,791.85)
General Jour...	04/30/2020	4.2		Record B&C reports	91.89	(1,699.96)
Total 4330 · Service Account Penalties					(25.00)	(1,699.96)
Total Service Revenue					(63,052.00)	(462,673.51)
Other Income						(24,767.18)
5391 · Interest Earned on Temp. Invest						(22,060.69)
Deposit	04/30/2020			Interest	(2,398.69)	(24,459.38)
Total 5391 · Interest Earned on Temp. Invest					(2,398.69)	(24,459.38)
4800 · Miscellaneous Income						(2,706.49)
Deposit	04/03/2020	3650		Senna Hills Ltd	(5,860.50)	(8,566.99)
Total 4800 · Miscellaneous Income					(5,860.50)	(8,566.99)
Total Other Income					(8,259.19)	(33,026.37)
District Facilities						295,890.41
Water Purchase						118,053.45
6200 · Potable Water - PUA						97,001.63
Bill	04/30/2020	10095	West Travis County PUA	Potable Water - April 2020	15,221.76	112,223.39
Total 6200 · Potable Water - PUA					15,221.76	112,223.39
6203 · Raw Water - LCRA						6,406.84
Bill	04/30/2020	522869-Apr 2...	LCRA	Raw Water - April 2020	924.63	7,331.47
Total 6203 · Raw Water - LCRA					924.63	7,331.47
6201 · Bulk Water - LCRA						14,644.98
Bill	04/30/2020	522869-Apr 2...	LCRA	Raw Water - April 2020	2,440.83	17,085.81
Total 6201 · Bulk Water - LCRA					2,440.83	17,085.81
Total Water Purchase					18,587.22	136,640.67
6000 · Operations & Management						36,549.93
Bill	04/20/2020	1129459	Inframark, LLC	Maintenance - April 2020	174.75	36,724.68
Bill	04/30/2020	51198	Inframark, LLC	Operations - April 2020	6,007.70	42,732.38

See Accountants' Report.

Senna Hills M.U.D. - GF
General Ledger

As of April 30, 2020

Type	Date	Num	Source Name	Memo	Amount	Balance
Total 6000 · Operations & Management					6,182.45	42,732.38
6250 · Repairs & Maintenance - Water						3,925.84
Bill	04/20/2020	1129459	Inframark, LLC	Maintenance - April 2020	636.57	4,562.41
Total 6250 · Repairs & Maintenance - Water					636.57	4,562.41
6300 · Repairs & Maintenance - Sewer						1,993.07
Bill	04/20/2020	1129459	Inframark, LLC	Maintenance - April 2020	279.32	2,272.39
Total 6300 · Repairs & Maintenance - Sewer					279.32	2,272.39
6325 · Repairs & Maintenance - WWTP						39,054.81
Bill	04/20/2020	1129459	Inframark, LLC	Maintenance - April 2020	13,306.78	52,361.59
Total 6325 · Repairs & Maintenance - WWTP					13,306.78	52,361.59
6350 · Repairs & Maintenance - L/S						13,238.63
Bill	04/20/2020	1129459	Inframark, LLC	Maintenance - April 2020	433.38	13,672.01
Total 6350 · Repairs & Maintenance - L/S					433.38	13,672.01
6351 · Repairs & Maintenance-Drainage						862.12
Total 6351 · Repairs & Maintenance-Drainage						862.12
6358 · Meter Replacement						150.00
Bill	04/29/2020	80052735	Badger Meter	Orion Cellular Lte Service Unit	30.00	180.00
Total 6358 · Meter Replacement					30.00	180.00
6600 · Sludge Hauling						11,477.50
Bill	04/01/2020	7139	Sheraton Environmental, LLC	Sludge Hauling	4,320.00	15,797.50
Total 6600 · Sludge Hauling					4,320.00	15,797.50
6550 · Lab Fees						7,913.44
Bill	04/20/2020	1129459	Inframark, LLC	Maintenance - April 2020	374.90	8,288.34
Total 6550 · Lab Fees					374.90	8,288.34
6360 · Chemicals						4,743.90
Total 6360 · Chemicals						4,743.90
6725 · Landscaping						28,042.97
Bill	04/08/2020	ZF 2020-4	Zane Furr	-MULTIPLE-	5,656.00	33,698.97
Total 6725 · Landscaping					5,656.00	33,698.97
6100 · Utilities						22,732.27
Bill	04/01/2020	0079733-216...	Waste Management of Texas, Inc.	Garbage Service - April 2020	264.55	22,996.82
Bill	04/30/2020	353194879105	City of Austin	Utilities - April 2020	101.39	23,098.21
Bill	04/30/2020	359120114267	City of Austin	Utilities - April 2020	138.97	23,237.18
Bill	04/30/2020	462607963255	City of Austin	Utilities - April 2020	57.41	23,294.59
Bill	04/30/2020	606468822398	City of Austin	Utilities - April 2020	151.54	23,446.13
Bill	04/30/2020	612830800423	City of Austin	Utilities - April 2020	185.56	23,631.69
Bill	04/30/2020	205258425131	City of Austin	Utilities - April 2020	1,161.47	24,793.16
Bill	04/30/2020	014655759940	City of Austin	Utilities - April 2020	100.67	24,893.83
Bill	04/30/2020	656058479283	City of Austin	Utilities - April 2020	1,805.49	26,699.32
Total 6100 · Utilities					3,967.05	26,699.32
6125 · Telephone/Internet						4,166.72
Bill	04/01/2020	512A8560574...	A T & T	Telephone - April 2020	581.20	4,747.92
Bill	04/30/2020	01433770420...	Time Warner Cable	Internet - April 2020	115.11	4,863.03
Total 6125 · Telephone/Internet					696.31	4,863.03
6140 · Permit Fees						2,354.50
Total 6140 · Permit Fees						2,354.50
7010 · Capital Outlay - WWTP Expansion						631.26
Total 7010 · Capital Outlay - WWTP Expansion						631.26
Total District Facilities					54,469.98	350,360.39
Administrative Services						15,860.38
6410 · Director Fees						6,297.56
Paycheck	04/24/2020	5445	Chet Palesko		161.47	6,459.03
Paycheck	04/24/2020	5446	Corey Newhouse		161.48	6,620.51
Paycheck	04/24/2020	5447	David Perl		161.47	6,781.98
Paycheck	04/24/2020	5448	Joe Szoo	VOID:	0.00	6,781.98
Paycheck	04/24/2020	5449	Lisa S. McKenzie		161.47	6,943.45
Paycheck	04/24/2020	5459	Chet Palesko	Director Fees - April 17, 2020	161.48	7,104.93
Paycheck	04/24/2020	5460	Corey Newhouse	Director Fees - April 17, 2020	161.47	7,266.40
Paycheck	04/24/2020	5462	Joe Szoo	Director Fees - April 17, 2020	161.48	7,427.88
Paycheck	04/24/2020	5461	David Perl	Director Fees - April 17, 2020 and Apri...	322.95	7,750.83
Paycheck	04/24/2020	5463	Lisa S. McKenzie	Director Fees - April 12, 17, 23, 2020 ...	484.43	8,235.26
Total 6410 · Director Fees					1,937.70	8,235.26
6420 · Insurance						4,812.78
Total 6420 · Insurance						4,812.78
6400 · Tax Assessor/Collector Fees						1,248.54

See Accountants' Report.

Senna Hills M.U.D. - GF
General Ledger

As of April 30, 2020

Type	Date	Num	Source Name	Memo	Amount	Balance
Total 6400 · Tax Assessor/Collector Fees						1,248.54
6980 · Website						
Bill	04/25/2020	6495c	Hot Dog Marketing, LLC	Monthly Hosting and Maintenance	250.00	2,300.00
Total 6980 · Website						250.00
6999 · Miscellaneous Expense						
Bill	04/30/2020	8927	Bott & Douthitt, P.L.L.C.	Check Printing Charge	168.71	1,201.50
Check	04/30/2020			Service Charge	176.00	1,370.21
Check	04/30/2020			Service Charge	10.00	1,546.21
Total 6999 · Miscellaneous Expense						354.71
Total Administrative Services						2,542.41
Professional Fees						82,020.35
6320 · Legal Fees						
Bill	04/30/2020	May 2020	Willatt & Flickinger, PLLC	Legal Fees through May 19, 2020	7,819.30	48,468.60
Total 6320 · Legal Fees						7,819.30
6330 · Accounting Fees						
Bill	04/30/2020	8927	Bott & Douthitt, P.L.L.C.	Accounting Fees - April 2020	1,950.00	12,450.00
Total 6330 · Accounting Fees						1,950.00
6850 · Engineering Fees						
Bill	04/30/2020	42594	Murfee Engineering Company	Engineering Fees - April 2020 (Task 68)	1,712.50	10,351.75
Bill	04/30/2020	42593	Murfee Engineering Company	Engineering Fees - April 2020 (Task 56)	375.00	12,064.25
Bill	04/30/2020	42591	Murfee Engineering Company	Engineering Fees - April 2020 (Task 65)	1,000.00	12,439.25
Bill	04/30/2020	42592	Murfee Engineering Company	Engineering Fees - April 2020 (Task 24)	250.00	13,439.25
Total 6850 · Engineering Fees						3,337.50
6340 · Audit Fees						10,750.00
Total 6340 · Audit Fees						10,750.00
Total Professional Fees						13,106.80
TOTAL						0.00

See Accountants' Report.

Debt Service Fund

**Senna Hills M.U.D.
Debt Service Schedule**

2.00% - 4.00%

Due Date	Series 2010		Series 2014 Refunding		Series 2016		Total	
	Principal	Interest	Principal	Interest	Principal	Interest	Principal	Interest
2/15/2014	-	-	-	-	-	-	-	-
8/15/2014	335,000	97,841	155,000	69,152	-	-	490,000	166,993
FY 2014	335,000	97,841	155,000	69,152	-	-	490,000	166,993
2/15/2015	-	94,491	-	102,178	-	-	-	196,669
8/15/2015	370,000	94,491	55,000	247,178	-	-	425,000	341,669
FY 2015	370,000	188,981	55,000	349,356	-	-	425,000	538,338
2/15/2016	-	90,791	-	102,178	-	-	-	192,969
8/15/2016	375,000	90,791	20,000	282,178	-	-	395,000	372,969
FY 2016	375,000	181,581	20,000	384,356	-	-	395,000	565,938
2/15/2017	-	86,338	-	102,178	-	7,897	-	196,413
8/15/2017	385,000	86,338	10,000	292,178	45,000	19,209	395,000	397,725
FY 2017	385,000	172,675	10,000	394,356	-	27,107	395,000	594,138
2/15/2018	-	81,044	-	102,178	-	19,209	-	202,431
8/15/2018	395,000	81,044	200,000	102,178	45,000	19,209	640,000	202,431
FY 2018	395,000	162,088	200,000	204,356	45,000	38,419	640,000	404,863
2/15/2019	-	75,119	-	100,178	-	18,534	-	193,831
8/15/2019	410,000	75,119	200,000	100,178	45,000	18,534	655,000	193,831
FY 2019	410,000	150,238	200,000	200,356	45,000	37,069	655,000	387,663
2/15/2020	-	68,969	-	98,178	-	17,859	-	185,006
8/15/2020	415,000	68,969	210,000	98,178	45,000	17,859	670,000	185,006
FY 2020	415,000	137,938	210,000	196,356	45,000	35,719	670,000	370,013
2/15/2021	-	61,966	-	95,816	-	17,184	-	174,966
8/15/2021	440,000	61,966	210,000	95,816	45,000	17,184	695,000	174,966
FY 2021	440,000	123,931	210,000	191,631	45,000	34,369	695,000	349,931
2/15/2022	-	54,266	-	93,059	-	16,509	-	163,834
8/15/2022	455,000	54,266	210,000	93,059	50,000	16,509	715,000	163,834
FY 2022	455,000	108,531	210,000	186,119	50,000	33,019	715,000	327,669
2/15/2023	-	46,019	-	90,172	-	15,759	-	151,950
8/15/2023	470,000	46,019	220,000	90,172	50,000	15,759	740,000	151,950
FY 2023	470,000	92,038	220,000	180,344	50,000	31,519	740,000	303,900
2/15/2024	-	37,206	-	86,872	-	15,009	-	139,088
8/15/2024	405,000	37,206	225,000	86,872	50,000	15,009	680,000	139,088
FY 2024	405,000	74,412	225,000	173,744	50,000	30,019	680,000	278,175
2/15/2025	-	29,106	-	83,356	-	14,197	-	126,659
8/15/2025	145,000	29,106	515,000	83,356	55,000	14,197	715,000	126,659
FY 2025	145,000	58,213	515,000	166,713	55,000	28,394	715,000	253,319
2/15/2026	-	26,206	-	74,988	-	13,269	-	114,463
8/15/2026	135,000	26,206	545,000	74,988	55,000	13,269	735,000	114,463
FY 2026	135,000	52,413	545,000	149,975	55,000	26,538	735,000	228,925
2/15/2027	-	23,506	-	66,131	-	12,306	-	101,944
8/15/2027	130,000	23,506	570,000	66,131	55,000	12,306	755,000	101,944
FY 2027	130,000	47,013	570,000	132,263	55,000	24,613	755,000	203,888
2/15/2028	-	20,825	-	56,156	-	11,413	-	88,394
8/15/2028	120,000	20,825	610,000	56,156	60,000	11,413	790,000	88,394
FY 2028	120,000	41,650	610,000	112,313	60,000	22,825	790,000	176,788
2/15/2029	-	18,350	-	45,100	-	10,438	-	73,888
8/15/2029	175,000	18,350	395,000	45,100	60,000	10,438	630,000	73,888
FY 2029	175,000	36,700	395,000	90,200	60,000	20,875	630,000	147,775
2/15/2030	-	14,631	-	37,200	-	9,388	-	61,219
8/15/2030	175,000	14,631	420,000	37,200	65,000	9,388	660,000	61,219
FY 2030	175,000	29,263	420,000	74,400	65,000	18,775	660,000	122,438
2/15/2031	-	10,913	-	28,800	-	8,250	-	47,963
8/15/2031	165,000	10,913	450,000	28,800	65,000	8,250	680,000	47,963
FY 2031	165,000	21,825	450,000	57,600	65,000	16,500	680,000	95,925
2/15/2032	-	7,200	-	19,800	-	7,031	-	34,031
8/15/2032	165,000	7,200	480,000	19,800	65,000	7,031	710,000	34,031
FY 2032	165,000	14,400	480,000	39,600	65,000	14,063	710,000	68,063
2/15/2033	-	3,488	-	10,200	-	5,813	-	19,500
8/15/2033	155,000	3,488	510,000	10,200	70,000	5,813	735,000	19,500
FY 2033	155,000	6,975	510,000	20,400	70,000	11,625	735,000	39,000
2/15/2034	-	-	-	-	-	4,500	-	4,500
8/15/2034	-	-	-	-	70,000	4,500	70,000	4,500
FY 2034	-	-	-	-	70,000	9,000	70,000	9,000
2/15/2035	-	-	-	-	-	3,100	-	3,100
8/15/2035	-	-	-	-	75,000	3,100	75,000	3,100
FY 2035	-	-	-	-	75,000	6,200	75,000	6,200
2/15/2036	-	-	-	-	-	1,600	-	1,600
8/15/2036	-	-	-	-	80,000	1,600	80,000	1,600
FY 2036	-	-	-	-	80,000	3,200	80,000	3,200
Total - All Series	\$ 5,820,000	\$ 1,798,702	\$ 6,210,000	\$ 3,373,590	\$ 1,105,000	\$ 469,844	\$ 13,135,000	\$ 5,642,137

Senna Hills M.U.D. - DSF
Adjustments Journal

April 2020

Date	Num	Memo	Account	Debit	Credit
04/30/2020	4.1	Record tax collectionoos	2171 • Due to General Fund		106.85
		Record tax collectionoos	1150 • A/R - Property Taxes		212.30
		Record tax collectionoos	2740 • Deferred Revenue-Property Taxes	212.30	
		Record tax collectionoos	4320 • Property Taxes		212.30
		Record tax collectionoos	4325 • Penalties & Interest-Tax Accts.		23.35
		Record tax collectionoos	1005 • Logic - Tax Account	342.50	
				<u>554.80</u>	<u>554.80</u>
TOTAL				<u>554.80</u>	<u>554.80</u>

See Accountants' Report.

Senna Hills M.U.D. - DSF
General Ledger
As of April 30, 2020

Type	Date	Num	Memo	Amount	Balance
1002 · Logic - Debt Service Account					1,357,307.59
Deposit	04/30/2020		Interest	1,178.25	1,358,485.84
Total 1002 · Logic - Debt Service Account				1,178.25	1,358,485.84
1005 · Logic - Tax Account					6,723.38
General Journal	04/30/2020	4.1	Record tax collectioons	342.50	7,065.88
Deposit	04/30/2020		Interest	5.84	7,071.72
Total 1005 · Logic - Tax Account				348.34	7,071.72
1150 · A/R - Property Taxes					7,156.06
General Journal	04/30/2020	4.1	Record tax collectioons	(212.30)	6,943.76
Total 1150 · A/R - Property Taxes				(212.30)	6,943.76
1152 · A/R - Property Tax I&S					86.26
Total 1152 · A/R - Property Tax I&S					86.26
2171 · Due to General Fund					(1,699.66)
General Journal	04/30/2020	4.1	Record tax collectioons	(106.85)	(1,806.51)
Total 2171 · Due to General Fund				(106.85)	(1,806.51)
2740 · Deferred Revenue-Property Taxes					(7,156.06)
General Journal	04/30/2020	4.1	Record tax collectioons	212.30	(6,943.76)
Total 2740 · Deferred Revenue-Property Taxes				212.30	(6,943.76)
2742 · Deferred Revenue-Prop Tax I&S					(86.26)
Total 2742 · Deferred Revenue-Prop Tax I&S					(86.26)
3000 · Fund Balance					(527,939.85)
Total 3000 · Fund Balance					(527,939.85)
Property Tax					(1,014,217.52)
4320 · Property Taxes					(1,013,387.00)
General Journal	04/30/2020	4.1	Record tax collectioons	(212.30)	(1,013,599.30)
Total 4320 · Property Taxes				(212.30)	(1,013,599.30)
4325 · Penalties & Interest-Tax Accts.					(830.52)
General Journal	04/30/2020	4.1	Record tax collectioons	(23.35)	(853.87)
Total 4325 · Penalties & Interest-Tax Accts.				(23.35)	(853.87)
Total Property Tax				(235.65)	(1,014,453.17)
5391 · Interest on Temp Investments					(8,973.72)
Deposit	04/30/2020		Interest	(1,178.25)	(10,151.97)
Deposit	04/30/2020		Interest	(5.84)	(10,157.81)
Total 5391 · Interest on Temp Investments				(1,184.09)	(10,157.81)
6330 · Tax Collector/Appraisal Fees					2,753.51
Total 6330 · Tax Collector/Appraisal Fees					2,753.51
6359 · Miscellaneous Expense					40.00
Total 6359 · Miscellaneous Expense					40.00
7360 · Bond Interest Expense					185,006.27
Total 7360 · Bond Interest Expense					185,006.27
7363 · Fiscal Agent Fees					1,000.00
Total 7363 · Fiscal Agent Fees					1,000.00
TOTAL				0.00	0.00

See Accountants' Report.

Expenditures to be Approved for Payment

Senna Hills M.U.D. - GF
Director Fees
 May 29, 2020

Date	Num	Type	Source Name	Payroll Item	Amount
05/29/2020		Paycheck	Chet Palesko Chet Palesko Chet Palesko	Director Fees Social Security Employee Medicare Employee	150.00 (9.30) (2.17) <hr/> 138.53
05/29/2020		Paycheck	Corey Newhouse Corey Newhouse Corey Newhouse	Director Fees Social Security Employee Medicare Employee	150.00 (9.30) (2.18) <hr/> 138.52
05/29/2020		Paycheck	David Perl David Perl David Perl	Director Fees Social Security Employee Medicare Employee	150.00 (9.30) (2.18) <hr/> 138.52
05/29/2020		Paycheck	Joe Szoo Joe Szoo Joe Szoo	Director Fees Social Security Employee Medicare Employee	150.00 (9.30) (2.17) <hr/> 138.53
05/29/2020		Paycheck	Lisa S. McKenzie Lisa S. McKenzie Lisa S. McKenzie	Director Fees Social Security Employee Medicare Employee	150.00 (9.30) (2.17) <hr/> 138.53
05/29/2020		Paycheck	Chet Palesko Chet Palesko Chet Palesko	Director Fees Social Security Employee Medicare Employee	150.00 (9.30) (2.18) <hr/> 138.52
05/29/2020		Paycheck	Corey Newhouse Corey Newhouse Corey Newhouse	Director Fees Social Security Employee Medicare Employee	150.00 (9.30) (2.17) <hr/> 138.53
05/29/2020		Paycheck	David Perl David Perl David Perl	Director Fees Social Security Employee Medicare Employee	300.00 (18.60) (4.35) <hr/> 277.05
05/29/2020		Paycheck	Joe Szoo Joe Szoo Joe Szoo	Director Fees Social Security Employee Medicare Employee	150.00 (9.30) (2.17) <hr/> 138.53
05/29/2020		Paycheck	Lisa S. McKenzie Lisa S. McKenzie Lisa S. McKenzie	Director Fees Social Security Employee Medicare Employee	150.00 (9.30) (2.18) <hr/> 138.52
TOTAL					<hr/> <hr/> 1,523.78

ORIGINAL INVOICE

INVOICE



Mail all remittances to:
 Box 88223
 Milwaukee, WI 53288-0223

4545 W Brown Deer Rd. P.O. Box 245036
 Milwaukee, WI 53224-9536 (414) 355-0400
 Credit Inquiries - credit@badgermeter.com

INVOICE NUMBER	DATE
80052735	04/29/20
D-U-N-S 00-606-9710	
NET 30 DAYS	

FED I.D. #39-0143280
 GST# 123746141

SOLD TO CUSTOMER: 25341
 SENNA HILLS MUD
 P O BOX 2445
 ROUND ROCK, TX 78728

SHIP TO CUSTOMER: 1
 SENNA HILLS MUD
 14050 SUMMIT DR SUITE 103
 AUSTIN, TX 78728

CUSTOMER PO#	SHIPPING TERMS	FREIGHT CARRIER
BADGER SERVICES	FREIGHT PREPAID	
ORDER DATE	INCO TERMS	TRACKING NUMBER
04/29/20	FCA FACTORY	
PROPOSAL #	FINAL DESTINATION	WAREHOUSE / ORDER#
	UNITED STATES	MM 648180

LINE	PRODUCT DEFINITION	UNIT PRICE	EXTENDED PRICE USD
1	Badger Meter Item: 68886-104 Description: ORION CELLULAR LTE SERV UNIT Ordered: 10.000 Shipped: 10.000 7723 ATLAS UTILITY SUPPLY 7723 12 0 AA AP SERVICES FOR APRIL 2020	3.0000	30.00
	Sub Total		30.00
	Total		30.00
	BEACON SERVICES INVOICE, SALES REPRESENTATIVE # 7723		
	By/Date Received: <u>04-5-5-20</u>		
	By/Date Posted: <u>[Signature]</u>		
	Approved for Payment: <u>[Signature]</u>		
	Hand Delivered to: _____		
	Mailed By/Date: _____		
	GL#: <u>6358</u>		

This Invoice is made subject to the terms & conditions found on our web-site: <https://www.badgermeter.com/terms-and-conditions>
 Goods covered by this invoice were produced in compliance with the provisions of the Fair Labor Standards Act of 1938 as amended.



Invoice

Date	Invoice #
4/30/2020	8927

Bill To
Senna Hills MUD PO Box 2445 Round Rock, TX 78680

Description	Amount
Monthly Accounting Services - Meeting	1,950.00
Reimbursable Expense - Check Printing Charges	168.71
By/Date Received: <u>05-06-20</u> By/Date Posted: <u>05-06-20</u> Approved for Payment: <u>[Signature]</u> Hand Delivered to: _____ Mailed By/Date: _____ GL#: <u>6330/6999</u>	
Thank you for your business!	Total \$2,118.71

PO Box 2445 • Round Rock, TX • 78680
 Phone (512) 733-0700 • Fax (512) 733-0704

Hot Dog Marketing, LLC
 100 East Main Street Ste 201-202
 Round Rock, TX 78664 US
 (512) 537-6575
 info@hotdogpr.com
 http://hotdogmarketing.net



INVOICE

BILL TO

Lisa Wald
 Senna Hills MUD
 P.O. Box 2445
 Round Rock, TX 78680

SHIP TO

Lisa Wald
 Senna Hills MUD
 P.O. Box 2445
 Round Rock, TX 78680

INVOICE # 6495c

DATE 04/25/2020

DUE DATE 05/10/2020

TERMS Net 15

SALES REP

Melissa MRR

ACTIVITY

Hosting and Maintenance
 Monthly hosting, maintenance and support.

QTY	RATE	AMOUNT
1	250.00	250.00

Creative Department, Foundational SEO and Multimedia projects are billed according to your project schedule. Typical billing schedule is 50% deposit due before we begin work. 25% due before development or post-production phase. Remaining project bill + final billables due after the project is completed. According to Texas state law, we charge sales tax on projects related to video, photography, websites, graphic design, and printing.

BALANCE DUE

\$250.00

Monthly clients will have credit cards on file charged on the 10th of each month with a Sales Receipt emailed. New clients must pay one month upfront for a deposit. Your deposit will be applied to your final month of services should you cancel. Please give us 60 days notice that you wish to cancel.

By/Date Received: 04.27.20
 By/Date Posted: 4/25
 Approved for Payment: [Signature]
 Hand Delivered to: _____
 Mailed By/Date: _____
 GL#: 6980



Inframark, LLC
 2002 West Grand Parkway North
 Suite 100
 Katy, TX 77449

Invoice: 51198
 Invoice Date: 5/5/2020
 Due Date: 6/4/2020
 Terms: Net 30
 Project ID: SENNA
 PO #:

Bill To:
 Senna Hills MUD
 Bott & Douthitt
 PO Box 2445
 Round Rock TX 78680
 United States

Sales Description	Quantity	Units	Rate	Amount
Operations Services for the Month of: April 2020				
Operations Charges				
Wastewater Treatment Plant(s)	1	Ea	\$3,000.00	\$3,000.00
Lift Station(s)	6	Ea	\$150.00	\$900.00
District Operations	1	Ea	\$500.00	\$500.00
Connections - Residential	405	Ea	\$3.00	\$1,215.00
Connections - Commercial Units	6	Ea	\$3.00	\$18.00
Total Operations Charges				\$5,633.00
Administration Charges				
Postage	1	Ea	\$170.45	\$170.45
Stationary	1	Ea	\$71.75	\$71.75
Delinquent Letters	8	Ea	\$7.50	\$60.00
Service Transfers	3	Ea	\$7.50	\$22.50
Confidentiality Letters	3	Ea	\$10.00	\$30.00
Returned Check/Payment	2	Ea	\$10.00	\$20.00
Total Administration Charges				\$374.70
Subtotal				\$6,007.70
Tax (0%)				\$0.00
Total Due				\$6,007.70

By/Date Received: DL 5-6-20
 By/Date Posted: MU 5/18
 Approved for Payment: [Signature]
 Hand Delivered to: _____
 Mailed By/Date: _____
 GL#: 6000



Murfee Engineering Company

Senna Hills M.U.D.
VIA EMAIL
c/o Bott & Douthitt, PLLC
P.O. Box 2445
Round Rock, TX 78680

Invoice number 42592
Date 05/07/2020
Project 11033 Senna Hills MUD

Professional Engineering Services Rendered Through April 26, 2020

Description

WASTEWATER TREATMENT PLANT ISSUES

Assist with drum screens alarm issue.

Total

PROFESSIONAL FEES

11033-24 Wastewater Treatment Plant Issues

	Hours	Rate	Billed Amount
Managing Engineer John R. Ferguson	1.00	250.00	250.00
PROFESSIONAL FEES subtotal	1.00		250.00
		Invoice total	250.00

By/Date Received: 05-11-20
By/Date Posted: 5/13
Approved for Payment: [Signature]
Hand Delivered to: _____
Mailed By/Date: _____
GL#: 6850



Murfee Engineering Company

Senna Hills M.U.D.
VIA EMAIL
c/o Bott & Douthitt, PLLC
P.O. Box 2445
Round Rock, TX 78680

Invoice number 42591
Date 05/07/2020
Project 11033 SENNA HILLS MUD

Professional Engineering Services Rendered Through April 26, 2020

Description	Contract Amount	Prior Billed	Current Billed
11033-65 District Engineering FYE 9/30/20	12,000.00	6,000.00	1,000.00
Total	12,000.00	6,000.00	1,000.00

Invoice total 1,000.00

By/Date Received: 05-11-20
By/Date Posted: 5/13/20
Approved for Payment: [Signature]
Hand Delivered to: _____
Mailed By/Date: _____
GL#: 6850



Murfee Engineering Company

Senna Hills M.U.D.
VIA EMAIL
c/o Bolt & Douthitt, PLLC
P.O. Box 2445
Round Rock, TX 78680

Invoice number 42593
Date 05/07/2020

Project 11033 Senna Hills MUD

Professional Engineering Services Rendered Through April 26, 2020

Description

SHL LTD AGREEMENT

Review agreement amendment resulting from Land Use Plan amendment #4; review City of Austin agenda item.

Total

PROFESSIONAL FEES

11033-56 SHL Ltd Agreement

	Hours	Rate	Billed Amount
Managing Engineer John R. Ferguson	1.50	250.00	375.00
PROFESSIONAL FEES subtotal	1.50		375.00
		Invoice total	375.00

By/Date Received: DA 5-11-20
By/Date Posted: lu 5/13
Approved for Payment: MWY
Hand Delivered to: _____
Mailed By/Date: _____
GL#: 6850



Murfee Engineering Company

Senna Hills M.U.D.
VIA EMAIL
c/o Bott & Douthitt, PLLC
P.O. Box 2445
Round Rock, TX 78680

Invoice number 42594
Date 05/07/2020
Project 11033 Senna Hills MUD

Professional Engineering Services Rendered Through April 26, 2020

Description

WASTEWATER SYSTEM O&M FYE 9/30/20

Assist with repair scope of work on effluent irrigation system; review irrigation issues along Senna Hills Drive; research property and platting records on Senna hills Drive ROW.

Total

PROFESSIONAL FEES

11033-68 Wastewater System O&M FYE 9/30/20

	Hours	Rate	Billed Amount
Managing Engineer			
John R. Ferguson	5.25	250.00	1,312.50
Project Administration Manager			
Ronee S. Gilbert	2.50	160.00	400.00
PROFESSIONAL FEES subtotal	7.75		1,712.50
		Invoice total	1,712.50

By/Date Received: 05-11-20
By/Date Posted: 5/13/20
Approved for Payment: [Signature]
Hand Delivered to: _____
Mailed By/Date: _____
GL#: 6850

Invoice



Brittany@S-Enviro.com
 3600 FM 973 North
 Austin, TX 78725

Date	Due Date	Invoice #
3/31/2020	4/30/2020	7139
Bill To		
INFRAMARK, LLC 2002 West Grand Parkway North Suite 100 Katy, TX 77449		
Service Address		
Senna Hills WWTP 109915 Bee Caves Rd Austin TX 78733		
P.O. No.	Terms	
	Net 30	

Quantity	Description	Manifest #	Date	Amount
11.39	Haul and Disposal of WWTP sludge cake	32435	09/03/2019	540.00
13.55	Haul and Disposal of WWTP sludge cake	33052	10/22/2019	540.00
14.81	Haul and Disposal of WWTP sludge cake	33506	12/06/2019	540.00
12.85	Haul and Disposal of WWTP sludge cake	33769	12/30/2019	540.00
10.96	Haul and Disposal of WWTP sludge cake	34003	01/16/2020	540.00
9.18	Haul and Disposal of WWTP sludge cake	34185	02/03/2020	540.00
12.69	Haul and Disposal of WWTP sludge cake	34602	02/26/2020	540.00
10.4	Haul and Disposal of WWTP sludge cake	34706	03/13/2020	540.00

By/Date Received: lu 5/5
 By/Date Posted: lu 5/6
 Approved for Payment: [Signature]
 Hand Delivered to: _____
 Mailed By/Date: _____
 GL#: 6600

Total	\$4,320.00
--------------	-------------------

Please make checks payable to Sheridan Enviromental LLC

Payments/Credits	50.00
Balance Due	\$4,320.00

WILLATT & FLICKINGER, PLLC
ATTORNEYS AT LAW

12912 HILL COUNTRY BLVD., SUITE F-232 • AUSTIN, TEXAS 78738 • (512) 476-6604 • FAX (512) 469-9148

May 19, 2020

Senna Hills Municipal Utility District
% Bott & Douthitt, PLLC
P.O. Box 2445
Round Rock, Texas 78680-2445

FOR PROFESSIONAL SERVICES RENDERED since the date of last billing:

GENERAL

BILL FLICKINGER

- 04/15/20 Continue preparation for next regular Board meeting. (0.4 Hours).
- 04/16/20 Telephone conference with Robert Ferguson on various issues related to tomorrow's Special Board meeting. (0.3 Hours). Telephone conference with Lance Lackey on recent damage to HOA irrigation system by SHL crew. (0.2 Hours).
- 04/17/20 Complete preparation for and attend Board meeting. (0.9 Hours). Continue preparation for next Board meeting. (0.7 Hours).
- 04/18/20 Continue preparation for next Board meeting. (0.5 Hours).
- 04/23/20 Continue preparation for tomorrow's board meeting. (0.5 Hours).
- 04/24/20 Complete preparation for and attend regular board meeting. (1.7 Hours). Review action items from today's board meeting. (0.5 hours).
- 04/27/20 Continue review of description of land use in district for financial advisor. (0.3 Hours). Continue revising minutes from special board meeting. (0.2 Hours).
- 04/30/20 Telephone conference with Robert Ferguson on effluent irrigation repairs. (0.2 Hours).
- 05/01/20 Telephone conference with Robert Ferguson on status of effluent irrigation repairs (0.2 Hours).

By/Date Posted: _____ *lu 5/19*
Approved for Payment: _____ *[Signature]*
Hand Delivered to: _____
Mailed By/Date: _____
GL#: _____ *6320*

May 19, 2020

Page 2

- 05/04/20 Telephone conference Robert Ferguson on location of right-of-way adjacent to office tract. (0.2 Hours). E-mails with Robert Ferguson on same. (0.2 Hours).
- 05/05/20 Continue revising draft minutes from last board meeting. (0.2 Hours).
- 05/13/20 Continue revising draft agenda for next board meeting. (0.3 Hours).
- 05/18/20 Receive and review e-mail on status of refunding of bonds. (0.2 Hours).

Attorney BF: 7.7 Hours

MATTHEW MCPHAIL

- 04/16/20 Continue preparation for upcoming Board meeting. (0.6 Hours).
- 04/17/20 Attend Special Board Meeting. (0.7 Hours).
- 05/15/20 Email correspondence with David Perl on cybersecurity compliance. (0.2 Hours).

Attorney MM: 1.5 Hours

JENIFFER CONCIENNE

- 04/14/20 Receive Travis County Clerk's confirmation of agenda posting for special board meeting. (0.2 Hours). Confirm posting on website. (0.2 Hours).
- 04/15/20 Receive, review and provide customer survey from Texas Ethics Commission for filing of Form 1295s. (0.2 Hours). Receive e-mail from Lisa McKenzie inquiring about status of resident's system who tested for lead. (0.2 Hours). Finalize agenda for regular board meeting. (0.2 Hours). Receive and review updated values from TCAD. (0.2 Hours). Receive and review e-mail from Lisa McKenzie on HOA irrigation repairs. (0.2 Hours).
- 04/16/20 Receive and review e-mail from BLX on tax related relief due to COVID-19 crisis. (0.2 Hours). Arrange to post Agenda for the April 24th board meeting with Travis County Clerk and within the District. (0.4 Hours). Receive and review lab report; send to Jesse Kennis. (0.2 Hours). Receive confirmation of posting agenda from Travis County Clerk. (0.2 Hours). Receive and review e-mail from the Texas Department of Information Resources regarding filing of compliance report for the District. (0.2 Hours). Receive and review information from Chet Palesko on smart meter costs for tomorrow's meeting; send same to all parties. Continue preparing for tomorrow's special board meeting. (0.6 Hours). Receive and review bookkeeper's report. (0.3 Hours). Receive engineer's report. (0.2

May 19, 2020

Page 3

- Hours). Review various e-mails from all parties on damage to HOA's irrigation system. (0.4 Hours).
- 04/17/20 Review e-mail on landscape maintenance needed around effluent pond. (0.2 Hours). Receive and review e-mail from Jesse Kennis on manager's report. (0.2 Hours). Continue preparation for and participate in special board meeting. (1.1 Hours). Send e-mail to Lisa Wald on today's per diems. (0.2 Hours). Review website for compliance. Send e-mail to Jessica Scanlon on status of March 27th board meeting video posting. (0.3 Hours). Receive and review manager's report. Continue preparing agenda package for regular board meeting. (0.8 Hours). Arrange to have various documents posted on the District's website. (0.5 Hours).
- 04/20/20 Receive, review and respond to Brandon Cornwell on documentation to be posted on website. (0.2 Hours). Send e-mail to Board of Directors with additional information on cybersecurity training reporting. (0.2 Hours). Send e-mail to Lisa Wald on per diem for Lisa McKenzie's training completion. (0.2 Hours).
- 04/21/20 Receive and review e-mail from Cristi Stephenson on District information and the District's rate order. (0.2 Hours).
- 04/22/20 Send e-mail to Cristi Stephenson attaching rate order per her request. (0.2 Hours). Receive and review additional e-mail from Cristi Stephenson on home values. Send same to Allen Douthitt. (0.2 Hours). Send e-mail to Robert Ferguson on number of lots and houses. (0.2 Hours). Begin drafting minutes of special board meeting. (0.3 Hours). Review information from Robert Ferguson for refunding POS. Receive information from Allen Douthitt on average values. Send same to Cristi Stephenson. (0.4 Hours).
- 04/23/20 Review additional information sent by Robert Ferguson for refunding POS. (0.2 Hours). Send e-mail to Lisa Wald on per diems. (0.2 Hours). Continue preparing for tomorrow's regular board meeting. Receive and review updated cash activity report from Lisa Wald; forward to Board. Arrange to have supplement posted on website. Review information sent by Lisa McKenzie on meter replacement. Reply to her on same. (1.3 Hours).
- 04/24/20 Continue drafting special meeting minutes. (0.3 Hours). Receive and review list of disconnects from Jesse Kennis. Receive and review updated Manager's Report. Continue preparing for today's regular board meeting. (0.7 Hours). Participate in regular board meeting via Zoom. Review action items from today's board meeting. Arrange for execution of all documents. Send video recording to website for posting. (2.5 Hours).

May 19, 2020

Page 4

- 04/27/20 Receive and review e-mail from Lisa McKenzie on disconnections. (0.2 Hours). Continue revising paragraph for POS and send back to Cristi Stephenson. (0.3 Hours). Receive and review Chet Palesko confirmation of cybersecurity training. Forward to Lisa Wald for per diem. (0.2 Hours). Arrange for approved minutes to be posted on website. (0.2 Hours). Review discrepancy in creation language as stated in audits and bond resolutions. (0.5 Hours). Continue drafting special meeting minutes. Send to all parties for review. (0.8 Hours).
- 04/28/20 Receive and review TCAD briefing highlights regarding values. Forward same to Allen Douthitt. (0.2 Hours).
- 04/29/20 Begin drafting minutes of last meeting. (0.5 Hours).
- 04/30/20 Review Secretary of State deadlines and documentation on upcoming directors election. (1.0 Hour). Review e-mails from Robert Ferguson and Jesse Kennis on wwtp forced main location verification. (0.4 Hours).
- 05/04/20 Review e-mail from Robert Ferguson on Perpetual Use Easement. (0.2 Hours). Receive and review e-mail from Lisa McKenzie on inquiry from resident to buy small portion of District land. (0.2 Hours).
- 05/05/20 Continue drafting minutes of last meeting. (1.7 Hours). Send e-mail to Jesse Kennis on updated grinder pump letter. (0.2 Hours). Review website for compliance. (0.3 Hours). Send e-mail to Lisa Wald on per diems. (0.2 Hours).
- 05/06/20 Begin preparing draft agenda for May. (0.5 Hours). Review Secretary of Texas deadlines and items for upcoming directors' election. (0.5 Hours). Send e-mail to Board on cybersecurity completion. (0.2 Hours). Arrange to post documentation on District website. (0.4 Hours). Review comments to draft minutes. (0.2 Hours).
- 05/07/20 Receive and review e-mail from BLX regarding temporary rules on telephonic calls regarding bond hearings. (0.2 Hours). Continue reviewing election material from the Secretary of State. (0.3 Hours).
- 05/08/20 Receive, review and respond to e-mails from Corey Newhouse on cybersecurity training. (0.4 Hours).
- 05/11/20 Receive and review updated TCAD values. (0.2 Hours). Receive confirmation of cybersecurity training by Corey Newhouse. Send same to Lisa Wald for per diem. (0.3 Hours).
- 05/13/20 Continue preparing proposed agenda. (0.2 Hours). Send e-mail to Jesse Kennis

May 19, 2020

Page 5

on Inframark contract. Review reply and revise agenda. (0.3 Hours).

05/14/20 Send proposed agenda to all parties. (0.2 Hours).

05/18/20 Receive and review confirmations from David I. Perl and Joe Szoo on completion of cybersecurity training. Send e-mail to Joe Szoo on same. Send e-mail to Lisa Wald for per diems. (0.4 Hours). Send e-mail to Doug Whitt on refunding status. (0.2 Hours). Receive and review e-mail from Jesse Kennis on next week's meeting. (0.2 Hours). Review e-mail from Lisa McKenzie on revisions to agenda; revise same. (0.3 Hours). Review reply for Doug Whitt on refunding status. (0.2 Hours). Receive, review and respond to Chet Palesko on purchase of meters. (0.3 Hours).

Legal Assistant JC: 27.1 Hours

CHANCE MURDOCK

04/14/20 Review and revise minutes of Board's March Meeting. (0.2 Hours).

04/27/20 Review and revise minutes of Board's April Special Meeting. (0.2 Hours).

05/06/20 Review and revise minutes of Board's April Meeting. (0.2 Hours).

Legal Assistant CM: 0.6 Hours

ADMINISTRATION OF CONTRACT BETWEEN THE DISTRICT,
SENNA HILLS HOA, SENNA HILLS, LTD. AND THE SENNA HILLS TRUST

BILL FLICKINGER

04/23/20 Continue preparation for today's committee meeting. (0.5 Hours). Attend committee meeting. (0.9 Hours).

05/04/20 Continue preparation for tomorrow's committee meeting. (0.9 Hours).

05/05/20 Continue preparation for today's committee meeting. (0.5 Hours). Attend committee meeting. (0.6 Hours).

Attorney BF: 3.4 Hours

May 19, 2020

Page 6

JENIFFER CONCIENNE

- 04/20/20 Draft and send monthly invoice to Rip Miller. (0.5 Hours).
- 04/22/20 Review e-mail from Rip Miller on executed exhibit. Arrange for committee meeting on same. (0.5 Hours).
- 04/23/20 Prepare for and attend committee meeting regarding recent activity at office site. (1.0 Hour).
- 04/30/20 Review various e-mails on irrigation work along Senna Hills Drive. Send e-mail to committee on scheduling time to meet. (0.5 Hours). Receive and review e-mail from Matt Moore on irrigation work along Senna Hills Drive. (0.2 Hours).
- 05/04/20 Continue preparing for tomorrow's committee meeting. (0.2 Hours).
- 05/05/20 Review e-mails as sent by Robert Ferguson for today's committee meeting. (0.5 Hours). Attend committee meeting. (0.8 Hours).
- 05/07/20 Receive and review engineering invoice from Robert Ferguson in connection with SHL matters. (0.2 Hours).

Legal Assistant JC: 4.6 Hours

Attorney BF: 7.7 Hours @ \$325.00 per hour	\$2,502.50
Attorney MM: 1.5 Hours @ \$325.00 per hour	\$487.50
Legal Assistant JC: 27.1 Hours @ \$115.00 per hour	\$3,116.50
Legal Assistant CM: 0.6 Hours @ \$115.00 per hour	\$69.00

Attorney BF: 3.4 Hours @ \$325.00 per hour – Administration of Contract	\$1,105.00
Attorney MM: 0 Hours @ \$325.00 per hour – Administration of Contract	
Legal Assistant JC: 4.6 Hours @ \$115.00 per hour – Administration of Contract	\$529.00

WILLATT & FLICKINGER, PLLC

May 19, 2020

Page 7

CLIENT EXPENSES

24 Photocopies @ \$.20 each \$4.80

4 Color Photocopies @ \$.50 each \$2.00

Travis County Clerk \$3.00

Total Client Expenses \$9.80

TOTAL AMOUNT DUE \$7,819.30

PLEASE REMIT TO:

Zane Furr
 906 Madrone Drive
 Georgetown, Texas 78628
 (512) 825-7162

Senna Hills MUD
 P.O.Box 2445
 Round Rock, Texas 78681
 ATTN: Allen Douthitt

Invoice Date
 5/20/2020

Invoice #
 ZF 2020-5

Customer ID #
 Senna

Service Date	Description	Price	Total
4/23/2020	Clearing Services Driveway Leading to Irrigation Pond Pick-up Haul to WWTP Dumpster Dumped Tree Limbs/Yard Waste 1/2 Hour x \$75 per hour (2 men @ 15 min each)		37.50
4/30/2020	Trimming Services Irrigation Pond Liner 1 hour x \$75 per hour (4 men @ 15 min each)		\$75.00
5/1/20-5/31/20	Mowing/Trimming Services Senna Hills WW Treatment Plant Lift Station-Bee Caves Road Lift Station-Prickly Poppy Lift Station-Behind Taylor Lake Irrigation Pump Station-Behind Taylor Lake Wet Well-Behind Taylor Lake Bee Caves Pond Taylor Lake Irrigation Pond Milangro Pond Lift Station Pond-Strawflower Lots on Gillia Pond behind Senna Hills Drive 3 Areas in front of Ponds Easement beside 10728 Senna Hills Blvd Strawflower Pond In-flow and Out-flow Milangro Pond Outflow V-Notch Weir by WWTP		\$2,350.00
5/1/20-5/5/20	Mowing Services Mow Irrigation Field	By/Date Received: <u> </u> By/Date Posted: <u> </u>	\$2,250.00
5/1/2020	Trimming Services	Approved for Payment: <u> </u> Hand Delivered to: <u> </u> Mailed By/Date: <u> </u> GL#: <u> </u>	\$500.00

Weedeat Around Irrigation Boxes And Heads Irrigation Fields		
5/1/2020	Clearing Services Pick-up Dead Tree Limbs at Strawflower Ponc 4 hours x \$75 per hour (1 man @ 4 hours each) Plus \$31 Dump Fee at Kinser Ranch	\$331.00
5/1/2020	Clearing Services Pick-up/Cut/Haul to WWTP Dumpster Approx 300 ft PVC 5 hours x \$75 per hour (1 man @ 5 hours each)	\$375.00
5/8/2020	Clearing Services Pick-up and Haul To Kinser Ranch For Disposal Yard Waste/Tree Limbs Dumped by Gate To WWTP 5 Hours x \$75 per hour (3 men @ 2 Hours each) Plus \$31 Dump Fee at Kinser Ranch	\$406.00
5/13/2020	Trimming Services Irrigation Pond Liner 1 Hour x \$75 per hour (3 men @ 20 min each)	\$75.00
5/13/2020	Clearing Services Underdrain Wet Well Hours x \$75 per hour (3 men @ 2 hours each) Plus \$11 Dump Fee at Kinser Ranch	\$386.00
5/14/2020	Clearing Services Irrigation Pond Liner Cut/Remove Willow Tree Growing Through Pond Liner 1 Hour x \$75 per hour (2 men @ 30 mins each)	\$75.00
5/14/2020	Clearing Services Back Fenceline Irrigation Pond Cut/Remove/Haul Roosevelt Weed to Kinser Ranch 10 hours x \$75 per hour (2 men @ 3 hours each, 1 man @ 4 hours) Plus \$21 Dump Fee at Kinser Ranch	\$771.00
5/19/2020	Clearing Services Irrigation Pond Cut/Remove/Haul Roosevelt Weed to Kinser Ranch 24 hours x \$75 per hour (4 men @ 6 hours each) Plus \$102 Dump Fee at Kinser Ranch	\$1,902.00
5/20/2020	Clearing Services Irrigation Pond Cut/Remove/Haul Roosevelt Weed to Kinser Ranch 26 hours x \$75 per hour (4 men @ 6.5 hours each) Plus \$92 Dump Fee at Kinser Ranch	\$2,042.00
TOTAL DUE UPON RECEIPT		<u>\$11,575.50</u>

All Payments Due Upon Receipt. Late Payment Penalty of 5% Applied to Unpaid Balance After

6/19/2020

Expenditures – Bookkeeper’s Account

SENNA HILLS M.U.D. / BOOKKEEPER'S ACCOUNT
Time Warner Cable

Date	Type	Reference
4/30/2020	Bill	0143377042020

Original Amt.
115.11

Balance Due
115.11

5/1/2020
Discount
Check Amount

5465
Payment
115.11 ✓
115.11

Cash - ABC Bookkeep Internet - April 2020

115.11



April 20, 2020
Invoice Number: 0143377042020
Account Number: 8260 16 011 0143377
Security Code: 3550
Service At: 10500 BEE CAVES RD
AUSTIN TX 78733-5914

SPECTRUM BUSINESS NEWS

Contact Us
Visit us at SpectrumBusiness.net
Or, call us at 1-866-519-1263



Summary *Service from 04/20/20 through 05/19/20
details on following pages*

Previous Balance	115.11
Payments Received -Thank You!	-115.11
Remaining Balance	\$0.00
Spectrum Business™ Internet	114.98
Taxes, Fees and Charges	0.13
Current Charges	\$115.11
Total Due by 05/07/20	\$115.11

Thank you for choosing Spectrum Business.
We appreciate your prompt payment and value you as a customer.

By/Date Received: 04-28-20
By/Date Posted: 4/30
Approved for Payment: [Signature]
Hand Delivered to: _____
Mailed By/Date: tu 5/1
GL#: 6125



Invoice Number: SENNA HILLS MUD
 Account Number: 0143377042020
 Security Code: 8260 16 011 0143377
 3550

Contact Us
 Visit us at SpectrumBusiness.net
 Or, call us at 1-866-519-1263

8260 1600 NO RP 20 04212020 NNNNNYNN 01 008857 0030

Charge Details

Previous Balance		115.11
Payment - Thank You	04/09	-115.11
Remaining Balance		\$0.00

Payments received after 04/20/20 will appear on your next bill.

Service from 04/20/20 through 06/19/20

Spectrum Business™ Internet	
B Internet	119.99
Promotional Discount	-30.00
Spectrum WiFi	0.00
Web Hosting	0.00
Desktop Security	0.00
Spectrum Domain Name	0.00
Spectrum Vanity Email	0.00
Static IP 5	24.99
	\$114.98

Spectrum Business™ Internet Total \$114.98

Taxes, Fees and Charges	
State Cost Recovery Fee	0.13
Taxes, Fees and Charges Total	\$0.13

Current Charges	\$115.11
Total Due by 05/07/20	\$115.11

Billing Information

Tax and Fees - This statement reflects the current taxes and fees for your area (including sales, excise, user taxes, etc.). These taxes and fees may change without notice.

Terms & Conditions - Spectrum's detailed standard terms and conditions for service are located at spectrum.com/policies.

Notice - Nonpayment of any portion of your cable television, high-speed data, and/or Digital Phone service could result in disconnection of any of your Spectrum provided services.

Recovery Fee - Spectrum imposes surcharges to recover costs of complying with its governmental obligations. Specifically, Spectrum chooses to impose the State Cost Recovery Fee to recover the cost of Spectrums Texas Margins Tax liability.

Past Due Fee / Late Fee Reminder - A late fee will be assessed for past due charges for service.

Complaint Procedures - You have 60 days from the billing date to register a complaint if you disagree with your charges.

Authorization to Convert your Check to an Electronic Funds Transfer Debit - If your check is returned, you expressly authorize your bank account to be electronically debited for the amount of the check plus any applicable fees. The use of a check for payment is your acknowledgment and acceptance of this policy and its terms and conditions.



SENNA HILLS M.U.D. / BOOKKEEPER'S ACCOUNT
Waste Management of Texas, Inc.

5466

Date	Type	Reference
5/1/2020	Bill	0082459-2161-7

Original Amt.
261.62

Balance Due
261.62

5/1/2020
Discount
Check Amount

Payment
261.62
~~261.62~~

Cash - ABC Bookkeep Garbage Service - May 2020

261.62



INVOICE

Customer ID: 2-56760-05068
Customer Name: SENNA HILLS MUD
Service Period: 05/01/20-05/31/20
Invoice Date: 04/24/2020
Invoice Number: 0082459-2161-7

How To Contact Us

Visit **wm.com**

To setup your online profile, sign up for paperless statements, manage your account, view holiday schedules, pay your invoice or schedule a pickup

Customer Service:
(800) 800-5804

Your Payment Is Due

May 24, 2020

If full payment of the invoiced amount is not received within your contractual terms, you may be charged a monthly late charge of 2.5% of the unpaid amount, with a minimum monthly charge of \$5, or such late charge allowed under applicable law, regulation or contract.

Your Total Due

\$261.62

If payment is received after 05/24/2020: **\$ 268.16**

See Reverse for Important Messages

Previous Balance	+	Payments	+	Adjustments	+	Current Charges	=	Total Due
264.55		(264.55)		0.00		261.62		261.62

Details for Service Location: Severn Trent Service, 10500 Fm 2244, Austin TX 78733
Customer ID: 2-56760-05068

Description	Date	Ticket	Quantity	Amount
2 Yard dumpster service	05/01/20		1.00	194.39
Fuel / environmental charge				58.14
Regulatory cost recovery charge				9.09
Non taxable 0.00%				0.00
Total Current Charges				261.62

By/Date Received: 04-29-20
 By/Date Posted: 4/30
 Approved for Payment: [Signature]
 Hand Delivered to: [Signature]
 Mailed By/Date: 4/27
 GL#: 6100 57 of 89

**SENNA HILLS M.U.D. / BOOKKEEPER'S ACCOUNT
LCRA**

Date	Type	Reference
4/30/2020	Bill	522869-Apr 200

Original Amt.
3,365.46

Balance Due
3,365.46

5/4/2020
Discount
Check Amount

5467
Payment
~~3,365.46~~
3,365.46

Cash - ABC Bookkeep Raw Water - April 2020

3,365.46



Lower Colorado River Authority
 Questions for domestic use service, call (512) 578-1535
 Questions for firm raw water service, call (512) 730-6757
 www.lcra.org

Previous Balance	\$3,124.74
Payments	\$(3,124.74)
Credits / Adjustments	\$0.00
Balance Forward	\$0.00
Current Charges	\$3,365.46
Account Balance	\$3,365.46

SENNA HILLS MUD #1
 C/O BOTT & DOUTHITT, PLLC
 ATTN: LISA WALD
 PO BOX 2445
 ROUND ROCK TX 78680

By/Date Received: 02-5-4-20
 By/Date Posted: tu 5/4
 Approved for Payment: [Signature]
 Hand Delivered to: _____
 Mailed By/Date: tu 5/5
 GL#: 6203 = 924.63 / 6201 = 2440.83

Service Address:
 Account Type: Raw Firm (PUA)
 Contract: 800-021-3940

Account	Customer	Statement Date	Due Date
00522869	00500969	04/30/20	05/30/20

Service From	Service to	Meter	Days	Previous Read	Current Read	Use (Gal)
03/12/20	04/13/20	56506845	32	220389.00	223530.00	3,141,000.00
03/12/20	04/13/20	56520955	32	54423.00	55415.00	992,000.00
03/12/20	04/13/20	LOSS-56506	32	220389.00	223530.00	17,275.50
03/12/20	04/13/20	LOSS-56520	32	54423.00	55415.00	5,456.00

BILLING DETAILS

Transaction Description	Consumption	Rate	Amount
Previous Balance			\$3,124.74
Payment - Thank You			\$(3,124.74)
Balance Forward			\$0.00
Raw Water			
Monthly Reservation Fee	33.67	\$72.50	\$2,440.83
Raw Water - Firm	12.75	\$72.50	\$924.63
Current Charges			\$3,365.46
Account Balance			\$3,365.46

MAQ = 404.00 AF

Month	Consumption History	Use (AF)
Jan 2020		10.37
Feb 2020		9.65
Mar 2020		9.43
Apr 2020		12.75
TOTAL		42.21

1 AF = 325,851 gallons

LCRA is offering water conservation rebates, including mulch/compost, rainwater harvesting and irrigation evaluations. To get more

PAYMENT OPTIONS

Mall:
 PO Box 301589
 Dallas, TX 75303-1589

Online:
 www.lcra.org

In Person:
 Local HEB
 (HEB charges a fee)

ACH:
 JPMorgan Chase Bank of Texas
 ABA #111-000-614
 Account #09922872675

Wire:
 JPMorgan Chase Bank of Texas
 ABA #021-000-021
 Account #09922872675

Accounts may be subject to penalty charges if payment is not received by the due date

SENNA HILLS M.U.D. / BOOKKEEPER'S ACCOUNT

City of Austin

Date	Type	Reference	Original Amt.	Balance Due	5/6/2020 Discount	Payment
4/30/2020	Bill	353194879105	101.39	101.39		101.39 ✓
4/30/2020	Bill	359120114267	138.97	138.97		138.97 ✓
4/30/2020	Bill	462607963255	57.41	57.41		57.41 ✓
4/30/2020	Bill	606468822398	151.54	151.54		151.54 ✓
4/30/2020	Bill	612830800423	185.56	185.56		185.56 ✓
					Check Amount	634.87

5469

Cash - ABC Bookkeep

634.87



Utility News

Bill Cycle 19

Read Dates

Next meter read date will be on or about 5/26/2020.

Your safety is our priority. As our community comes together to respond to COVID-19, the City has taken steps to ensure customers have continuous access to needed services. Access City updates here: <http://austintexas.gov/COVID19>

To ensure continuous service during this time, the City of Austin stopped all utility disconnects due to nonpayment. Call 512-494-9400 today to reconnect utilities. Please continue to pay as you are able to avoid large balances later.

The City of Austin is committed to your health and safety. To contribute to public safety, the City of Austin Walk-In Utility Service Centers are currently closed. Alternate payment options: austinenergy.com/go/paymentoptions or call 3-1-1.

Outstanding utility bill balance? Set up a payment arrangement to keep your account in good standing. Call 512-494-9400 and a Customer Service Representative will assist you.

Customers are now being enrolled for a full Spanish language bill option. The new bill will be clear, understandable and culturally relevant to Spanish-speaking customers. If interested, please call a customer service rep at 512-494-9400.

Contact Information

View or Pay online: www.coautilities.com

Customer Service: 512-494-9400
or call toll free at 1-888-340-6465
TDD: 512-477-3663
Se Habla Español

To report an electrical **OUTAGE** call 512-322-9100 or visit outagemap.austinenergy.com. Please have your account number available.

Summary of Service

SENNA HILLS M U D

Service Address: 10425 1/2 SENNA HILLS DR, ZIP: 78733

Account Number: 61251 00000

Invoice Number: 612830800423

Bill Print Date: Apr 29, 2020
Due Date: May 18, 2020

Previous Activity/Charges

Total Amount Due at Last Bill	\$175.20
Payment received - Thank you	-\$175.20
Previous Balance	\$0.00

Current Activity/Charges

Electric Service	+\$185.56
Current Balance	\$185.56

If Payment is received after due date, a late fee will be assessed.

Total Amount Due \$185.56

By/Date Received: 05/05/20

By/Date Posted: 05/16

Approved for Payment: [Signature]

Hand Delivered to: _____

Mailed By/Date: 05/17

GL#: 6100

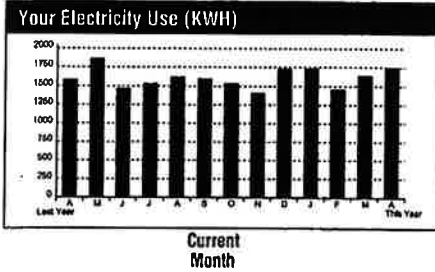
Continued On Next Page



Service Details

PowerLink Number:09305600

10425 1/2 SENNA HILLS DR, ZIP: 78733



ELECTRIC SERVICE

Meter # 5505323

Read Date	03/25/2020	04/24/2020	Consumption
Read	69947	71695	1748
		Reading Difference	1748
		Total Consumption in KWH	1748
		Demand Usage	6.55
		Power Factor	0.88

Days of service 30
 kWh Used 1748
 Avg. kWh per day 58.3
 Avg. cost per day \$6.19
 13 month avg. consumption: 1606.23

COA - Electric Commercial Secondary Voltage <10kW

Customer Charge	\$18.00
Energy Charge 1,748 kWh at \$0.04802 per kWh	\$83.94
Community Benefit Charges	\$6.87
Regulatory Charges 1,748 kWh at \$0.01252 per kWh	\$21.88
Power Supply Adjustment 1,748 kWh at \$0.03139 per kWh (winter)	\$54.87
Total Current Charges	\$185.56
Commercial Sales Tax	
Taxable Amount	\$185.56
TOTAL CURRENT CHARGES	\$185.56



Want to save money on your electric bill? Visit austinenergy.com for information on our rebate programs and energy saving tips.



Utility News

Bill Cycle 19

Read Dates

Next meter read date will be on or about 5/26/2020.

Your safety is our priority. As our community comes together to respond to COVID-19, the City has taken steps to ensure customers have continuous access to needed services. Access City updates here: <http://austintexas.gov/COVID19>.

To ensure continuous service during this time, the City of Austin stopped all utility disconnects due to nonpayment. Call 512-494-9400 today to reconnect utilities. Please continue to pay as you are able to avoid large balances later.

The City of Austin is committed to your health and safety. To contribute to public safety, the City of Austin Walk-In Utility Service Centers are currently closed. Alternate payment options: austinenergy.com/go/paymentoptions or call 3-1-1.

Need to lower your monthly utility bill? You may be eligible for up to \$76 in monthly discounts. See if you qualify at austinenergy.com/go/discounts or call 855-319-6630.

Outstanding utility bill balance? Set up a payment arrangement to keep your account in good standing. Call 512-494-9400 and a Customer Service Representative will assist you.

Contact Information

View or Pay online: www.coautilities.com

Customer Service: 512-494-9400
or call toll free at 1-888-340-6465
TDD: 512-477-3663
Se Habla Español

To report an electrical **OUTAGE** call 512-322-9100 or visit outagemap.austinenergy.com. Please have your account number available.

Summary of Service

SENNA HILLS M U D
Service Address: 10724 1/2 STRAW FLOWER DR,
ZIP: 78733

Account Number: 60663 30000
Invoice Number: 606468822398

Bill Print Date Apr 29, 2020
Due Date May 18, 2020

Previous Activity/Charges

Total Amount Due at Last Bill	\$141.19
Payment received - Thank you	-\$141.19
Previous Balance	\$0.00

Current Activity/Charges

Electric Service	+\$151.54
Current Balance	\$151.54

If Payment is received after due date, a late fee will be assessed.

Total Amount Due \$151.54

By/Date Received: 05/5/20

By/Date Posted: 5/6

Approved for Payment: [Signature]

Hand Delivered to: _____

Mailed By/Date: _____

GL#: 6100

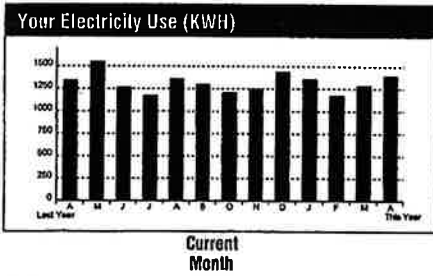
Continued On Next Page



Service Details

PowerLink Number:135210

10724 1/2 STRAW FLOWER DR, ZIP: 78733



ELECTRIC SERVICE

Meter # 6152385

Read Date	03/25/2020	04/24/2020	Consumption
Read	7113	8506	1393
	Reading Difference		1393
	Total Consumption in KWH		1393
	Demand Usage		6.27
	Power Factor		0.58

Days of service 30
 kWh Used 1393
 Avg. kWh per day 46.4
 Avg. cost per day \$5.05
 13 month avg. consumption: 1312.54

COA - Electric Commercial Secondary Voltage <10kW

Customer Charge	\$18.00
Energy Charge 1,393 kWh at \$0.04802 per kWh	\$66.89
Community Benefit Charges	\$5.48
Regulatory Charges 1,393 kWh at \$0.01252 per kWh	\$17.44
Power Supply Adjustment 1,393 kWh at \$0.03139 per kWh (winter)	\$43.73
Total Current Charges	\$151.54
Commercial Sales Tax	
Taxable Amount	\$151.54

TOTAL CURRENT CHARGES \$151.54

Want to save money on your electric bill? Visit austiaenergy.com for information on our rebate programs and energy saving tips.





Utility News

Bill Cycle 19

Read Dates

Next meter read date will be on or about 5/26/2020.

Your safety is our priority. As our community comes together to respond to COVID-19, the City has taken steps to ensure customers have continuous access to needed services. Access City updates here: <http://austintexas.gov/COVID19>

To ensure continuous service during this time, the City of Austin stopped all utility disconnects due to nonpayment. Call 512-494-9400 today to reconnect utilities. Please continue to pay as you are able to avoid large balances later.

The City of Austin is committed to your health and safety. To contribute to public safety, the City of Austin Walk-In Utility Service Centers are currently closed. Alternate payment options: austinenergy.com/go/paymentoptions or call 3-1-1.

Outstanding utility bill balance? Set up a payment arrangement to keep your account in good standing. Call 512-494-9400 and a Customer Service Representative will assist you.

Customers are now being enrolled for a full Spanish-language bill option. The new bill will be clear, understandable and culturally relevant to Spanish-speaking customers. If interested, please call a customer service rep at 512-494-9400.

Contact Information

View or Pay online: www.coautilities.com

Customer Service: 512-494-9400
or call toll free at 1-888-340-6465
TDD: 512-477-3663
Se Habla Español

To report an electrical **OUTAGE** call 512-322-9100 or visit outagemap.austinenergy.com. Please have your account number available.

Summary of Service

SENNA HILLS M U D

Service Address: 1709 1/2 LEMON MINT CT, ZIP: 78733

Account Number: 46251 00000

Invoice Number: 462607963255

Bill Print Date: Apr 29, 2020
Due Date: May 18, 2020

Previous Activity/Charges

Total Amount Due at Last Bill	\$54.61
Payment received - Thank you	-\$54.61
Previous Balance	\$0.00

Current Activity/Charges

Electric Service	+\$57.41
Current Balance	\$57.41

If Payment is received after due date, a late fee will be assessed.

Total Amount Due \$57.41

By/Date Received: 05-5-20

By/Date Posted: [Signature]

Approved for Payment: [Signature]

Hand Delivered to: _____

Mailed By/Date: _____

GL#: 6100

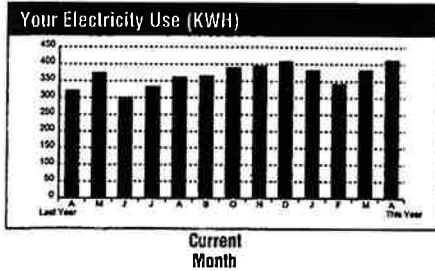
Continued On Next Page



Service Details

PowerLink Number:09320900

1709 1/2 LEMON MINT CT, ZIP: 78733



ELECTRIC SERVICE

Meter # 6153795

Read Date	03/25/2020	04/24/2020	Consumption
Read	2115	2526	411
	Reading Difference		411
	Total Consumption in KWH		411
	Demand Usage		3.57
	Power Factor		0.84

Days of service 30
 kWh Used 411
 Avg. kWh per day 13.7
 Avg. cost per day \$1.91
 13 month avg. consumption: 366.08

COA - Electric Commercial Secondary Voltage <10kW

Customer Charge	\$18.00
Energy Charge 411 kWh at \$0.04802 per kWh	\$19.74
Community Benefit Charges	\$1.62
Regulatory Charges 411 kWh at \$0.01252 per kWh	\$5.15
Power Supply Adjustment 411 kWh at \$0.03139 per kWh (winter)	\$12.90
Total Current Charges	\$57.41
Commercial Sales Tax	
Taxable Amount	\$57.41
TOTAL CURRENT CHARGES	\$57.41



Want to save money on your electric bill? Visit austinenergy.com for information on our rebate programs and energy saving tips.



Utility News

Bill Cycle: 19

Read Dates

Next meter read date will be on or about 5/26/2020.

Your safety is our priority. As our community comes together to respond to COVID-19, the City has taken steps to ensure customers have continuous access to needed services. Access City updates here: <http://austintexas.gov/COVID19>

To ensure continuous service during this time, the City of Austin stopped all utility disconnects due to nonpayment. Call 512-494-9400 today to reconnect utilities. Please continue to pay as you are able to avoid large balances later.

The City of Austin is committed to your health and safety. To contribute to public safety, the City of Austin Walk-In Utility Service Centers are currently closed. Alternate payment options: austinenergy.com/go/paymentoptions or call 9-1-1.

Outstanding utility bill balance? Set up a payment arrangement to keep your account in good standing. Call 512-494-9400 and a Customer Service Representative will assist you.

Customers are now being enrolled for a full Spanish language bill option. The new bill will be clear, understandable and culturally relevant to Spanish-speaking customers. If interested, please call a customer service rep at 512-494-9400.

Contact Information

View or Pay online: www.coautilities.com

Customer Service: 512-494-9400
or call toll free at 1-888-340-6465
TDD: 512-477-3868
Se Habla Español

To report an electrical **OUTAGE** call 512-322-9100 or visit outagemap.austinenergy.com. Please have your account number available.

Summary of Service

SENNA HILLS M U D
Service Address: 10502 PRICKLY POPPY CV, ZIP: 78733

Account Number: 35983 10000
Invoice Number: 359120114267

Bill Print Date: Apr 29, 2020
Due Date: May 18, 2020

Previous Activity/Charges

Total Amount Due at Last Bill	\$106.19
Payment received - Thank you	-\$106.19
Previous Balance	\$0.00

Current Activity/Charges

Electric Service	+ \$138.97
Current Balance	\$138.97

If Payment is received after due date, a late fee will be assessed.

Total Amount Due \$138.97



By/Date Received: 0255-20

By/Date Posted: MU 5/6/

Approved for Payment: [Signature]

Hand Delivered to: _____

Mailed By/Date: _____

GL#: 6100

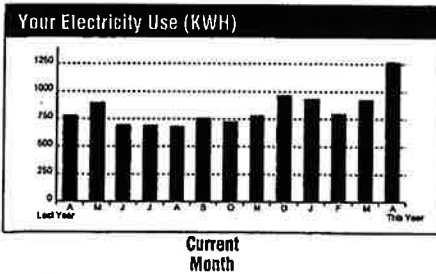
Continued On Next Page



Service Details

PowerLink Number: 22017

10502 PRICKLY POPPY CV, ZIP: 78733



ELECTRIC SERVICE

Meter # 4007193

Read Date	03/25/2020	04/24/2020	Consumption
Read	16373	17635	1262
	Reading Difference		1262
	Total Consumption in KWH		1262
	Demand Usage		9.45
	Power Factor		0.75

Days of service 30
 kWh Used 1262
 Avg. kWh per day 42.1
 Avg. cost per day \$4.63
 13 month avg. consumption: 835.23

COA - Electric Commercial Secondary Voltage <10kW

Customer Charge	\$18.00
Energy Charge 1,262 kWh at \$0.04802 per kWh	\$60.60
Community Benefit Charges	\$4.96
Regulatory Charges 1,262 kWh at \$0.01252 per kWh	\$15.80
Power Supply Adjustment 1,262 kWh at \$0.03139 per kWh (winter)	\$39.61
Total Current Charges	\$138.97
Commercial Sales Tax	
Taxable Amount	\$138.97
TOTAL CURRENT CHARGES	\$138.97



Want to save money on your electric bill? Visit austinenergy.com for information on our rebate programs and energy saving tips.



Utility News

Bill Cycle 19

Read Dates

Next meter read date will be on or about 5/26/2020.

Your safety is our priority. As our community comes together to respond to COVID-19, the City has taken steps to ensure customers have continuous access to needed services. Access City updates here: <http://austintexas.gov/COVID19>

To ensure continuous service during this time, the City of Austin stopped all utility disconnects due to nonpayment. Call 512-494-9400 today to reconnect utilities. Please continue to pay as you are able to avoid large balances later.

The City of Austin is committed to your health and safety. To contribute to public safety, the City of Austin Walk-In Utility Service Centers are currently closed. Alternate payment options: austinenergy.com/go/paymentoptions or call 3-1-1.

Outstanding utility bill balance? Set up a payment arrangement to keep your account in good standing. Call 512-494-9400 and a Customer Service Representative will assist you.

Customers are now being enrolled for a full Spanish-language bill option. The new bill will be clear, understandable and culturally relevant to Spanish-speaking customers. If interested, please call a customer service rep at 512-494-9400.

Contact Information

View or Pay online: www.coautilities.com

Customer Service: 512-494-9400
or call toll free at 1-888-340-6465
TDD: 512-477-3663
Se Habla Español

To report an electrical **OUTAGE** call 512-322-9100 or visit outagemap.austinenergy.com. Please have your account number available.

Summary of Service

SENNA HILLS M U D

Service Address: 10828 1/2 SENNA HILLS DR, ZIP: 78733

Account Number: 35350 40000

Invoice Number: 353194879105

Bill Print Date

Apr 29, 2020

Due Date

May 18, 2020

Previous Activity/Charges

Total Amount Due at Last Bill \$106.37

Payment received - Thank you -\$106.37

Previous Balance \$0.00

Current Activity/Charges

Electric Service + \$101.39

Current Balance \$101.39

If Payment is received after due date, a late fee will be assessed.

Total Amount Due \$101.39



By/Date Received: 05-05-20

By/Date Posted: M. S. [Signature]

Approved for Payment: [Signature]

Hand Delivered to: _____

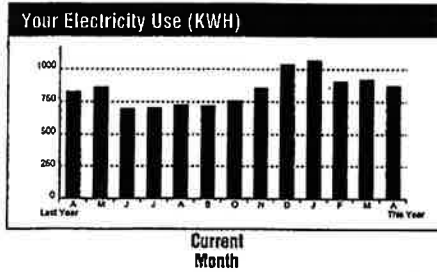
Mailed By/Date: _____

GL#: 6100

Continued On Next Page



Service Details



Days of service 30
kWh Used 870
Avg. kWh per day 29.0
Avg. cost per day \$3.38
 13 month avg. consumption: 840.31



ELECTRIC SERVICE

PowerLink Number: 194918

10828 1/2 SENNA HILLS DR, ZIP: 78733

Meter # 6153727

Read Date	03/25/2020	04/24/2020	Consumption
Read	4954	5824	870
		Reading Difference	870
		Total Consumption in KWH	870
		Demand Usage	2.61
		Power Factor	0.75

COA - Electric Commercial Secondary Voltage <10kW

Customer Charge	\$18.00
Energy Charge 870 kWh at \$0.04802 per kWh	\$41.78
Community Benefit Charges	\$3.41
Regulatory Charges 870 kWh at \$0.01252 per kWh	\$10.89
Power Supply Adjustment 870 kWh at \$0.03139 per kWh (winter)	\$27.31
Total Current Charges	\$101.39
Commercial Sales Tax	
Taxable Amount	\$101.39

TOTAL CURRENT CHARGES \$101.39

Want to save money on your electric bill? Visit austinenenergy.com for information on our rebate programs and energy saving tips.



SENNA HILLS M.U.D. / BOOKKEEPER'S ACCOUNT
A T & T

5470

Date	Type	Reference
5/1/2020	Bill	512A85690574754-5/20

Original Amt.
579.28

Balance Due
579.28

5/13/2020

Discount

Check Amount

Payment
579.28
579.28

Cash - ABC Bookkeep Telephone - May 2020

579.28



AT&T

SENNA HILLS MUD LSI
PO BOX 2445
ROUND ROCK TX 78680 - 2445

Page 1 of 2
Account Number 512 A85-6057 475 4
Billing Date Apr 29, 2020
Web Site att.com

Monthly Statement

Bill-At-A-Glance

Previous Consolidated Bill	581.20
Payment Received 4-18 Thank you!	581.20CR
Adjustments	.00
Balance	.00
Current Charges	579.28
Total Amount Due	\$579.28
Amount Due in Full By	May 22, 2020

Individual Account Summary

Consolidated Summary of Current Charges

Account Number	Plans and Services	Other Providers	Taxes	Total Charges
512 283-0181 479	188.07	.00	.00	188.07
512 283-0347 269	81.51	.00	.00	81.51
512 283-4840 075	81.51	3.86	.00	86.17
512 283-9209 900	81.51	.00	.00	81.51
512 283-9211 048	81.51	.00	.00	81.51
512 402-1142 911	81.51	.00	.00	81.51
Totals	576.82	3.86	.00	579.28

News You Can Use

PREVENT DISCONNECT

Thank you for being a valued customer. Please be aware that all charges must be paid each month to keep your account current and prevent collection activities. We are required to inform you that certain charges such as your telephone line, and fees and surcharges MUST be paid in order to prevent interruption of basic local service. These charges are already included in the Total Amount Due and are \$579.28. Also, neglecting payment for other charges, such as long distance, voice mail, InLine®, wireless, and Internet may result in those services being interrupted.

LONG DIST. PROVIDERS

Our records show that you have not selected a primary local toll or long distance carrier. Please contact us if this does not agree with your records.

PROMPT PAYMENT ACT

Texas' Prompt Payment Act (PPA) applies to AT&T's service to governmental entities of the State of Texas and establishes requirements related to purchases by a governmental entity, including the time for payment, the accrual and payment of interest on overdue payments, and disputed payments. If you are a governmental entity, promptly contact AT&T at the following URL to advise AT&T of your PPA eligibility: <http://att.com/txppa>.

FEE DESCRIPTIONS

The Administrative Expense Fee recovers a portion of AT&T's internal costs associated with the Federal Communications Commission's Universal Service Fund and related programs. The Federal Regulatory Fee recovers amounts paid to the federal government for regulatory costs and telecommunications services for the hearing impaired, and costs associated with local number portability administration. These fees are not taxes or charges that the government requires AT&T to collect from its customers.

Billing Summary

Online: att.com/myatt	Page	
Plans and Services		.00
1 800 321-2000		
Service Changes:		
1 800 321-2000		
Repair Services:		
1 800 286-8313		
Individual Account Summary	1	579.28
Total Current Charges		579.28

By/Date Received: DL 5-11-20
 By/Date Posted: lw 5/13
 Approved for Payment: [Signature]
 Hand Delivered to: _____
 Mailed By/Date: lw 5/13
 GL#: 6125

News You Can Use Summary

- PREVENT DISCONNECT
- PROMPT PAYMENT ACT
- STILL GETTING PAPER?
- LONG DIST. PROVIDERS
- FEE DESCRIPTIONS

See "News You Can Use" for additional information

Local Services provided by AT&T Arkansas, AT&T Kansas, AT&T Missouri, AT&T Oklahoma, or AT&T Texas based upon the service address location.

GO GREEN - Enroll in paperless billing.

Return bottom portion with your check in the enclosed envelope.



SENNA HILLS MUD LSI
PO BOX 2445
ROUND ROCK TX 78680

Page 1 of 2
Account Number 512 263-0161 479 7
Billing Date Apr 29, 2020

Web Site att.com

Monthly Statement

Bill-At-A-Glance

Previous Bill	.00
Payment	.00
Adjustments	.00
Balance	.00
Current Charges	168.07
Total Applied to 512 A85-6057	\$168.07

Do Not Pay

Billing Summary

Online: att.com/myatt	Page	
Plans and Services	1	168.07
1 800 321-2000		
Service Changes:		
1 800 321-2000		
Repair Services:		
1 800 286-8313		
Total Current Charges		168.07

Plans and Services

Promotions and Discounts

<u>Item</u>		
<u>No.</u>	<u>Description</u>	
1.	Your contract for participation in the Business Local Calling for 12 months expires Jun 2020.	.00

Monthly Service - Apr 29 thru May 29

<u>Charges for 512 263-0161</u>		
2.	Bus Local Calling Unlimited A Business Line (Measured Rate) Call Forwarding Caller ID Name Delivery Caller ID Number Delivery Expanded Local Calling Service Three-Way Calling Touchtone Unlimited Local Usage	70.00

Charges for 512 263-5499

3.	Bus Local Calling Unlimited B Business Line (Measured Rate) Caller ID Name Delivery Caller ID Number Delivery Expanded Local Calling Service Touchtone Unlimited Local Usage	85.00
Total Monthly Service		135.00

Additions and Changes to Service

This section of your bill reflects charges and credits resulting from account activity.

<u>Item</u>		<u>Monthly</u>	<u>Amount</u>
<u>No.</u>	<u>Description</u>	<u>Quantity</u>	<u>Rate</u>
Activity on Apr 1, 2020 (Monthly Charges are Prorated from Apr 1, 2020 through Apr 28, 2020)			
4.	Federal Universal Service Fee	2	.26CR

Surcharges and Other Fees

5.	Federal Subscriber Line Charge	18.08
6.	911 Fee	1.00
7.	State Cost-Recovery Fee	.35
8.	Federal Universal Service Fee	3.88

News You Can Use Summary

- LONG DIST. PROVIDERS
 - COST ASSESSMENT CHRG
 - STILL GETTING PAPER?
 - PROMPT PAYMENT ACT
 - FEE DESCRIPTIONS
- See "News You Can Use" for additional information

Local Services provided by AT&T Arkansas, AT&T Kansas, AT&T Missouri, AT&T Oklahoma, or AT&T Texas based upon the service address location.



SENNA HILLS MUD LSI
 PO BOX 2445
 ROUND ROCK TX 78680

Page 2 of 2
 Account Number 512 263-0161 479 7
 Billing Date Apr 29, 2020

Plans and Services

Terms and Conditions

Surcharges and Other Fees - Continued

1. Cost Assessment Charge	12.24
Total Surcharges and Other Fees	33.33

Taxes

2. Federal	.00
3. State and Local	.00
Total Taxes	.00

Total Plans and Services **168.07**

Amount Subject to Sales Tax: .35

CARRIER QUESTIONS

You may contact the Public Utility Commission of Texas, Office of Customer Protection, P.O. Box 13326, Austin, TX 78711-3326, 1-512-936-7120 or toll-free in Texas at 1-888-782-8477 if you believe the local exchange provider or the interexchange carrier on your bill are not correct or if there are unauthorized charges on your bill. Hearing and speech impaired customers with text telephones (TTY) may call 1-512-938-7136. When corresponding by mail, include your complaint and copies of the phone bills. Please contact AT&T Texas to switch your service back to the carrier of your choice.

For a complete listing of Terms and Conditions, please refer to:

- The inside of the AT&T White Pages directory, or
- Visit us on the web at att.com/terms

News You Can Use

LONG DIST. PROVIDERS

Our records show that you have selected AT&T Local Services or a company that resells their services as your primary local toll carrier and that you have chosen not to select a long distance carrier. Please contact us if this does not agree with your records.

PROMPT PAYMENT ACT

Texas' Prompt Payment Act (PPA) applies to AT&T's service to governmental entities of the State of Texas and establishes requirements related to purchases by a governmental entity, including the time for payment, the accrual and payment of interest on overdue payments, and disputed payments. If you are a governmental entity, promptly contact AT&T at the following URL to advise AT&T of your PPA eligibility: <http://att.com/txppa>.

COST ASSESSMENT CHRG

AT&T charges you this monthly per line amount to recover its ongoing costs incurred for property taxes and supporting the administration of local number portability, a government program that enables customers to retain their telephone number when changing service providers. This fee is not a tax or charge that the government requires AT&T to collect from its customers.

FEE DESCRIPTIONS

The Administrative Expense Fee recovers a portion of AT&T's internal costs associated with the Federal Communications Commission's Universal Service Fund and related programs. The Federal Regulatory Fee recovers amounts paid to the federal government for regulatory costs and telecommunications services for the hearing impaired, and costs associated with local number portability administration. These fees are not taxes or charges that the government requires AT&T to collect from its customers.

STILL GETTING PAPER?

Email us at GoPaperless@att.com with the subject line "Save Paper" to sign up for paperless billing today!





SENNA HILLS MUD LSI
ATTN DAVID ISBELL
5008 BURLESON RD
AUSTIN TX 78744

Page 1 of 2
Account Number 512 263-0347 259 0
Billing Date Apr 29, 2020
Web Site att.com

Monthly Statement

Bill-At-A-Glance

Previous Bill	.00
Payment	.00
Adjustments	.00
Balance	.00
Current Charges	81.51
Total Applied to 512 A85-6057	\$81.51

Do Not Pay

Billing Summary

Online: att.com/myatt	Page	
Plans and Services	1	81.51
1 800 321-2000		
Service Changes:		
1 800 321-2000		
Repair Services:		
1 800 286-8313		
Total Current Charges		81.51

Plans and Services

Monthly Service - Apr 29 thru May 28

1. Bus Local Calling Unlimited B Business Line (Measured Rate)	65.00
Caller ID Name Delivery	
Caller ID Number Delivery	
Expanded Local Calling Service	
Touchtone	
Unlimited Local Usage	

Additions and Changes to Service

This section of your bill reflects charges and credits resulting from account activity.

Item No.	Description	Quantity	Monthly Rate	Amount Billed
Activity on Apr 1, 2020 (Monthly Charges are Prorated from Apr 1, 2020 through Apr 28, 2020)				
2.	Federal Universal Service Fee	1		.13CR

Surcharges and Other Fees

3. Federal Subscriber Line Charge	8.04
4. 911 Fee	.50
5. State Cost-Recovery Fee	.15
6. Federal Universal Service Fee	1.83
7. Cost Assessment Charge	6.12
Total Surcharges and Other Fees	16.64

Taxes

8. Federal	.00
9. State and Local	.00
Total Taxes	.00

Total Plans and Services

81.51

Amount Subject to Sales Tax: .15

News You Can Use Summary

- LONG DIST. PROVIDERS
- COST ASSESSMENT CHRG
- STILL GETTING PAPER?
- PROMPT PAYMENT ACT
- FEE DESCRIPTIONS

See "News You Can Use" for additional information

News You Can Use

LONG DIST. PROVIDERS

Our records show that you have not selected a primary local toll or long distance carrier. Please contact us if this does not agree with your records.

Local Services provided by AT&T Arkansas, AT&T Kansas, AT&T Missouri, AT&T Oklahoma, or AT&T Texas based upon the service address location.



SENNA HILLS MUD LSI
STE 105
1421 W WELLS BRANCH PKWY
PFLUGERVILLE TX 78680

Page 1 of 2
Account Number 512 263-4640 075 6
Billing Date Apr 29, 2020
Web Site att.com

Monthly Statement

Bill-At-A-Glance

Previous Bill	.00
Payment	.00
Adjustments	.00
Balance	.00
Current Charges	85.17
Total Applied to 512 A85-6057	\$85.17
Do Not Pay	

Billing Summary

Online: att.com/myatt	Page	
Plans and Services	1	81.51
1 800 321-2000		
Service Changes:		
1 800 321-2000		
Repair Services:		
1 800 286-8313		
AT&T Long Distance	2	3.66
1 800 321-2000		
Total Current Charges		85.17

News You Can Use Summary

- LONG DIST. PROVIDERS
- COST ASSESSMENT CHRG
- STILL GETTING PAPER?
- PROMPT PAYMENT ACT
- FEE DESCRIPTIONS

See "News You Can Use" for additional information

Plans and Services

Promotions and Discounts

Item	
No.	Description
1.	Your contract for participation in the Business Local Calling for 12 months expires Jun 2020.
	.00

Monthly Service - Apr 29 thru May 28

2.	Bus Local Calling Unlimited B Business Line (Measured Rate) Caller ID Name Delivery Caller ID Number Delivery Expanded Local Calling Service Touchtone Unlimited Local Usage	85.00
----	--	-------

Additions and Changes to Service

This section of your bill reflects charges and credits resulting from account activity.

Item	No.	Description	Quantity	Monthly Rate	Amount Billed
		Activity on Apr 1, 2020 (Monthly Charges are Prorated from Apr 1, 2020 through Apr 28, 2020)			
	3.	Federal Universal Service Fee	1		.13CR

Surcharges and Other Fees

4.	Federal Subscriber Line Charge	8.04
5.	911 Fee	.50
6.	State Cost-Recovery Fee	.15
7.	Federal Universal Service Fee	1.83
8.	Cost Assessment Charge	6.12
	Total Surcharges and Other Fees	16.64

Taxes

9.	Federal	.00
10.	State and Local	.00
	Total Taxes	.00

Total Plans and Services

Amount Subject to Sales Tax: .15

81.51



SENNA HILLS MUD LSI
 STE 105
 1421 W WELLS BRANCH PKWY
 PFLUGERVILLE TX 78660

Page 2 of 2
 Account Number 512 263-4640 075 6
 Billing Date Apr 29, 2020

AT&T Long Distance

Important Information

Message Regarding Terms & Conditions:
 To view your Terms & Conditions for AT&T Long Distance, access www.att.com/servicepublications or call AT&T at the toll free number on your bill.

Invoice Summary

(as of April 16, 2020)

Current Charges	
Service Charges	3.00
Credits and Adjustments	.00
Call Charges	.00
Surcharges and Other Fees	.45
Taxes	.21

Total Invoice Summary 3.66

Service Charges

Monthly Service Charges

Type of Service	Period	Qty	
1. BUS CLING	04/15-05/14	1	3.00
Total Monthly Service Charges			3.00

Total Service Charges 3.00

Surcharges and Other Fees

Description	
2. Federal Regulatory Fee	.11
3. Federal Universal Service Fee	.28
4. State Cost-Recovery Fee	.01
5. Texas Universal Service	.05
Total Surcharges and Other Fees	.45

Taxes

Description	
6. Federal Tax	.00
7. State and Local Taxes	.21
Total Taxes	.21

Total AT&T Long Distance 3.66

News You Can Use

LONG DIST. PROVIDERS

Our records indicate that you have selected AT&T Long Distance or a company that resells their services as your primary local toll carrier and AT&T Long Distance or a company that resells their services as your primary long distance carrier. Please contact us if this does not agree with your records.

PROMPT PAYMENT ACT

Texas' Prompt Payment Act (PPA) applies to AT&T's service to governmental entities of the State of Texas and establishes requirements related to purchases by a governmental entity, including the time for payment, the accrual and payment of interest on overdue payments, and disputed payments. If you are a governmental entity, promptly contact AT&T at the following URL to advise AT&T of your PPA eligibility: <http://att.com/txppa>.

COST ASSESSMENT CHRG

AT&T charges you this monthly per line amount to recover its ongoing costs incurred for property taxes and supporting the administration of local number portability, a government program that enables customers to retain their telephone number when changing service providers. This fee is not a tax or charge that the government requires AT&T to collect from its customers.

FEE DESCRIPTIONS

The Administrative Expense Fee recovers a portion of AT&T's internal costs associated with the Federal Communications Commission's Universal Service Fund and related programs. The Federal Regulatory Fee recovers amounts paid to the federal government for regulatory costs and telecommunications services for the hearing impaired, and costs associated with local number portability administration. These fees are not taxes or charges that the government requires AT&T to collect from its customers.

STILL GETTING PAPER?

Email us at GoPaperless@att.com with the subject line "Save Paper" to sign up for paperless billing today!

Terms and Conditions

CARRIER QUESTIONS

You may contact the Public Utility Commission of Texas, Office of Customer Protection, P.O. Box 13326, Austin, TX 78711-3326, 1-512-936-7120 or toll-free in Texas at 1-888-782-8477 if you believe the local exchange provider or the interexchange carrier on your bill are not correct or if there are unauthorized charges on your bill. Hearing and speech impaired customers with text telephones (TTY) may call 1-512-936-7136. When corresponding by mail, include your complaint and copies of the phone bills. Please contact AT&T Texas to switch your service back to the carrier of your choice.

For a complete listing of Terms and Conditions, please refer to:

- The inside of the AT&T White Pages directory, or
- Visit us on the web at att.com/terms





SENNA HILLS MUD LSI
ATTN: DAVID ISBELL
5008 BURLESON RD
AUSTIN TX 78744

Page 1 of 2
Account Number 512 263-9209 900 7
Billing Date Apr 29, 2020
Web Site att.com

Monthly Statement

Bill-At-A-Glance

Previous Bill	.00
Payment	.00
Adjustments	.00
Balance	.00
Current Charges	81.51
Total Applied to 512 A85-6057	\$81.51

Do Not Pay

Billing Summary

Online: att.com/myatt	Page	
Plans and Services	1	81.51
1 800 321-2000		
Service Changes:		
1 800 321-2000		
Repair Services:		
1 800 286-8313		
Total Current Charges		81.51

Plans and Services

Promotions and Discounts

Item	
No.	Description
1.	Your contract for participation in the Business Local Calling for 12 months expires Jun 2020.
	.00

Monthly Service - Apr 29 thru May 28

2.	Bus Local Calling Unlimited B Business Line (Measured Rate) Caller ID Name Delivery Caller ID Number Delivery Expanded Local Calling Service Touchtone Unlimited Local Usage	65.00
----	--	-------

Additions and Changes to Service

This section of your bill reflects charges and credits resulting from account activity.

Item	Quantity	Monthly Rate	Amount Billed
No.	Description		
Activity on Apr 1, 2020 (Monthly Charges are Prorated from Apr 1, 2020 through Apr 28, 2020)			
3.	Federal Universal Service Fee	1	.13CR

Surcharges and Other Fees

4.	Federal Subscriber Line Charge	8.04
5.	911 Fee	.50
6.	State Cost-Recovery Fee	.15
7.	Federal Universal Service Fee	1.83
8.	Cost Assessment Charge	8.12
Total Surcharges and Other Fees		18.64

Taxes

9.	Federal	.00
10.	State and Local	.00
Total Taxes		.00

Total Plans and Services

Amount Subject to Sales Tax: .15

81.51

News You Can Use Summary

- LONG DIST. PROVIDERS
- COST ASSESSMENT CHRG
- STILL GETTING PAPER?
- PROMPT PAYMENT ACT
- FEE DESCRIPTIONS

See "News You Can Use" for additional information

Local Services provided by AT&T Arkansas, AT&T Kansas, AT&T Missouri, AT&T Oklahoma, or AT&T Texas based upon the service address location.



SENNA HILLS MUD LS1
PER AQUA SOURCE INC
5008 BURLESON RD
AUSTIN TX 78744

Page 1 of 2
Account Number 512 263-9211 946 6
Billing Date Apr 29, 2020
Web Site att.com

Monthly Statement

Bill-At-A-Glance

Previous Bill	.00
Payment	.00
Adjustments	.00
Balance	.00
Current Charges	81.51
Total Applied to 512 A85-6057	\$81.51
Do Not Pay	

Billing Summary

Online: att.com/myatt	Page	
Plans and Services	1	81.51
1 800 321-2000		
Service Changes:		
1 800 321-2000		
Repair Services:		
1 800 286-8313		
Total Current Charges		81.51

Plans and Services

Promotions and Discounts

Item	
No.	Description
1.	Your contract for participation in the Business Local Calling for 12 months expires Jun 2020.
	.00

Monthly Service - Apr 29 thru May 28

2.	Bus Local Calling Unlimited B Business Line (Measured Rate) Caller ID Name Delivery Caller ID Number Delivery Expanded Local Calling Service Touchtone Unlimited Local Usage	85.00
----	--	-------

Additions and Changes to Service

This section of your bill reflects charges and credits resulting from account activity.

Item	No.	Description	Quantity	Monthly Rate	Amount Billed
Activity on Apr 1, 2020 (Monthly Charges are Prorated from Apr 1, 2020 through Apr 28, 2020)					
3.		Federal Universal Service Fee	1		.13CR

Surcharges and Other Fees

4.	Federal Subscriber Line Charge	8.04
5.	911 Fee	.50
6.	State Cost-Recovery Fee	.15
7.	Federal Universal Service Fee	1.83
8.	Cost Assessment Charge	6.12
	Total Surcharges and Other Fees	16.64

Taxes

9.	Federal	.00
10.	State and Local	.00
	Total Taxes	.00

Total Plans and Services

Amount Subject to Sales Tax: .15

81.51

News You Can Use Summary

- LONG DIST. PROVIDERS
- COST ASSESSMENT CHRG
- STILL GETTING PAPER?
- PROMPT PAYMENT ACT
- FEE DESCRIPTIONS

See "News You Can Use" for additional information

Local Services provided by AT&T Arkansas, AT&T Kansas, AT&T Missouri, AT&T Oklahoma, or AT&T Texas based upon the service address location.



SENNA HILLS MUD
ACCTS PAYABLE 105
1106 CLAYTON LN STE 400W
AUSTIN TX 78723

Page 1 of 2
Account Number 512 402-1142 911 3
Billing Date Apr 29, 2020
Web Site att.com

Monthly Statement

Bill-At-A-Glance

Previous Bill	.00
Payment	.00
Adjustments	.00
Balance	.00
Current Charges	81.51
Total Applied to 512 A85-6057	\$81.51
Do Not Pay	

Billing Summary

Online: att.com/myatt	Page	
Plans and Services	1	81.51
1 800 321-2000		
Service Changes:		
1 800 321-2000		
Repair Services:		
1 800 286-8313		
Total Current Charges		81.51

Plans and Services

Promotions and Discounts

Item		
<u>No.</u>	<u>Description</u>	
1.	Your contract for participation in the Business Local Calling for 12 months expires Jun 2020.	.00

Monthly Service - Apr 29 thru May 28

2.	Bus Local Calling Unlimited B Business Line (Measured Rate) Caller ID Name Delivery Caller ID Number Delivery Expanded Local Calling Service Touchtone Unlimited Local Usage	85.00
----	--	-------

Additions and Charges to Service

This section of your bill reflects charges and credits resulting from account activity.

Item	Quantity	Monthly Rate	Amount Billed
<u>No.</u>	<u>Description</u>		
Activity on Apr 1, 2020 (Monthly Charges are Prorated from Apr 1, 2020 through Apr 28, 2020)			
3.	Federal Universal Service Fee	1	.13CR

Surcharges and Other Fees

4.	Federal Subscriber Line Charge	8.04
5.	911 Fee	.50
6.	State Cost-Recovery Fee	.15
7.	Federal Universal Service Fee	1.83
8.	Cost Assessment Charge	6.12
Total Surcharges and Other Fees		16.64

Taxes

9.	Federal	.00
10.	State and Local	.00
Total Taxes		.00

Total Plans and Services

Amount Subject to Sales Tax: .15

81.51

News You Can Use Summary

- LONG DIST. PROVIDERS
- PROMPT PAYMENT ACT
- COST ASSESSMENT CHRG
- FEE DESCRIPTIONS
- STILL GETTING PAPER?

See "News You Can Use" for additional information

Local Services provided by AT&T Arkansas, AT&T Kansas, AT&T Missouri, AT&T Oklahoma, or AT&T Texas based upon the service address location.

SENNA HILLS M.U.D. / BOOKKEEPER'S ACCOUNT
West Travis County PUA

5471

Date	Type	Reference
4/30/2020	Bill	10095

Original Amt.
15,221.76

Balance Due
15,221.76

5/13/2020
Discount
Check Amount

Payment
15,221.76
15,221.76

Cash - ABC Bookkeep Potable Water - April 2020

15,221.76



West Travis County Public Utility Agency
www.wtcpu.org
 (512) 263-0125

Previous Balance	27,155.54
Payments	(13,633.86)
Credits/Adjustments	0.00
Balance Forward	13,521.68
Previous Interest Accrual	
Penalty Interest Accrual	0.00
Previous Late Fee Charges	
Late Fee (5%)	0.00
Current Charges	15,221.76
Total Amount Due	\$28,743.44

Senna Hills MUD #1
 c/o Boff & Douthitt, PLLC
 Attn: Lisa Wald
Lisa@boffdouthitt.com

Invoice Number	Account Number	Billing Date	Due Date
10095	523-00001-00	5/5/2020	6/4/2020

Service Address: NA
 Account Type: Wholesale Water

Meter Number	Previous Read Date	Current Read Date	Days	Previous Read	Current Read	Usage	Rate*
56506845	March 15, 2020	April 15, 2020	31	220389.00	223530.00	3,141,000.00	1.58
56520955	March 15, 2020	April 15, 2020	31	54423.00	55415.00	992,000.00	1.58
Total						4,133,000.00	

*New rates effective October 1, 2019

BILLING DETAILS

Description	Consumption	Rate	Amount
Wholesale Water			
Monthly Charge			\$8,691.62
Wholesale Treated Water	4133.00	1.58	\$6,530.14
Total Current Charges			\$15,221.76

*Per agreement the district shall pay interest on the unpaid balance at the rate of 15% per annum

**Per agreement past due payments will require a fee of 5% of the unpaid balance

Accounts may be subject to penalty charges if payment is not received by the due date



Senna Hills MUD #1
 c/o Boff & Douthitt, PLLC
 Attn: Lisa Wald
Lisa@boffdouthitt.com

REMIT TO:
 West Travis County Public Utility Agency
 13215 Bee Cave Pkwy.
 Bldg. B, Ste. 110
 Bee Cave, TX 78738

Invoice Number	Account Number	Billing Date	Due Date
10095	523-00001-00	5/5/2020	6/4/2020

Amount Due
\$28,743.44

By/Date Received: Lu 5/7
 By/Date Posted: Lu 5/8
 Approved for Payment: [Signature]
 Hand Delivered to: WTC PUA
 Mailed By/Date: _____
 GL#: 6200

SENNA HILLS M.U.D. / BOOKKEEPER'S ACCOUNT
 City of Austin

5472

Date	Type	Reference	Original Amt.	Balance Due	5/20/2020 Discount	Payment
4/30/2020	Bill	205258425131	1,161.47	1,161.47		1,161.47 ✓
4/30/2020	Bill	014655759940	100.67	100.67		100.67 ✓
4/30/2020	Bill	656058479283	1,805.49	1,805.49		1,805.49 ✓
					Check Amount	3,067.63

Cash - ABC Bookkeep

3,067.63



Utility News

Bill Cycle 06

Read Dates

Next meter read date will be on or about 6/4/2020.

Your safety is our priority. As our community comes together to respond to COVID-19, the City has taken steps to ensure customers have continuous access to needed services. Access City updates here: <http://austintexas.gov/COVID19>.

To ensure continuous service during this time, the City of Austin stopped all utility disconnects due to nonpayment. Call 512-494-9400 today to reconnect utilities. Please continue to pay as you are able to avoid large balances later.

Facing financial hardship? Get help with utilities. City of Austin Utilities offers support for customers in need. See if you qualify: austinenergy.com/go/cap.

Outstanding utility bill balance? Set up a payment arrangement to keep your account in good standing. Call 512-494-9400 and a Customer Service Representative will assist you.

Stop utility scammers - don't fall for the call. Austin Energy does not threaten to disconnect your utilities or demand payment with cash or gift cards. Discover tips to protect yourself against scams: austinenergy.com/go/stopscams.

Contact Information

View or Pay online: www.coautilities.com

Customer Service: 512-494-9400
or call toll free at 1-888-340-6465
TDD: 512-477-3663
Se Habla Español

To report an electrical **OUTAGE** call 512-322-9100 or visit outagemap.austinenergy.com. Please have your account number available.

Summary of Service

SENNA HILLS M U D

Service Address: 10500 1/2 FM 2244 RD Unit A, ZIP: 78733

Account Number: 65611 80000

Invoice Number: 656058479283

Bill Print Date: May 11, 2020
Due Date: May 28, 2020

Previous Activity/Charges

Total Amount Due at Last Bill: \$1,927.80
Payment received - Thank you: -\$1,927.80

Previous Balance: \$0.00

Current Activity/Charges

Electric Service: + \$1,805.49

Current Balance: \$1,805.49

If Payment is received after due date, a late fee will be assessed.

Total Amount Due \$1,805.49



By/Date Received: 5-18-20

By/Date Posted: 5/19

Approved for Payment: [Signature]

Hand Delivered to: _____

Mailed By/Date: tu 5/20

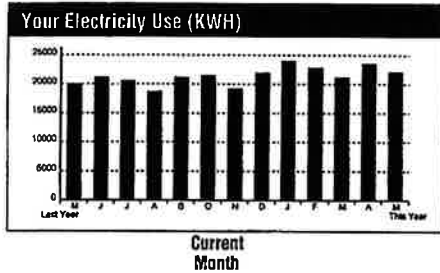
GL#: 6100

Continued On Next Page 8

Service Details

PowerLink Number: 271994

10500 1/2 FM 2244 RD Unit A, ZIP: 78733



ELECTRIC SERVICE

Meter # 5505367

Read Date	04/06/2020	05/06/2020	Consumption
Read	91949	14023	22074
	Reading Difference		22074
	Total Consumption in KWH		22074
	Demand Usage		38.44
	Power Factor		0.80

Days of service 30
 kWh Used 22074
 Avg. kWh per day 735.8
 Avg. cost per day \$60.18
 13 month avg. consumption: 21366.62

City of Austin Electric - Secondary Voltage >10kW <300kW

Customer Charge	\$27.50
Electric Delivery 38.44 kW at \$4.50 per kW	\$172.98
Demand Charge 38.44 kW at \$4.19 per kW	\$161.06
Energy Charge 22,074 kWh at \$0.02356 per kWh	\$520.06
Community Benefit Charges	\$86.75
Regulatory Charges 38.44 kW at \$2.37 per kW	\$91.10
Power Supply Adjustment, Winter 22,074 kWh at \$0.03139 per kWh	\$692.90
Power Factor Adjustment Below 90%	\$53.14
Total Current Charges	\$1,805.49
Commercial Sales Tax	
Taxable Amount	\$1,805.49
TOTAL CURRENT CHARGES	\$1,805.49



Want to save money on your electric bill? Visit austinelectric.com for information on our rebate programs and energy saving tips.



Utility News

Bill Cycle 06

Read Dates

Next meter read date will be on or about 6/4/2020.

Your safety is our priority. As our community comes together to respond to COVID-19, the City has taken steps to ensure customers have continuous access to needed services. Access City updates here: <http://austintexas.gov/COVID19>.

To ensure continuous service during this time, the City of Austin stopped all utility disconnects due to nonpayment. Call 512-494-9400 today to reconnect utilities. Please continue to pay as you are able to avoid large balances later.

Facing financial hardship? Get help with utilities. City of Austin Utilities offers support for customers in need. See if you qualify: austlnenergy.com/go/cap.

Outstanding utility bill balance? Set up a payment arrangement to keep your account in good standing. Call 512-494-9400 and a Customer Service Representative will assist you.

Stop utility scammers - don't fall for the call! Austin Energy does not threaten to disconnect your utilities or demand payment with cash or gift cards. Discover tips to protect yourself against scams: austlnenergy.com/go/stopscams.

Contact Information

View or Pay online: www.coautilities.com

Customer Service: 512-494-9400
or call toll free at 1-888-340-6465
TDD: 512-477-3663
Se Habla Español

To report an electrical **OUTAGE** call 512-322-9100 or visit outagemap.austlnenergy.com. Please have your account number available.

Summary of Service

SENNA HILLS M U D

Service Address: 10500 1/2 FM 2244 RD, ZIP: 78733

Account Number: 01451 00000

Invoice Number: 014655759940

Bill Print Date: May 11, 2020
Due Date: May 28, 2020

Previous Activity/Charges

Total Amount Due at Last Bill: \$108.68
Payment received - Thank you: -\$108.68

Previous Balance: \$0.00

Current Activity/Charges

Electric Service: + \$100.67

Current Balance: \$100.67

If Payment is received after due date, a late fee will be assessed.

Total Amount Due \$100.67



By/Date Received: DA 5-18-20

By/Date Posted: May 5/19

Approved for Payment: [Signature]

Hand Delivered to: _____

Mailed By/Date: _____

GL#: 6100

Continued On Next Page





Utility News

Bill Cycle 06

Read Dates

Next meter read date will be on or about 6/4/2020.

Your safety is our priority. As our community comes together to respond to COVID-19, the City has taken steps to ensure customers have continuous access to needed services. Access City updates here: <http://austintexas.gov/COVID19>

To ensure continuous service during this time, the City of Austin stopped all utility disconnects due to nonpayment. Call 512-494-9400 today to reconnect utilities. Please continue to pay as you are able to avoid large balances later.

Facing financial hardship? Get help with utilities. City of Austin Utilities offers support for customers in need. See if you qualify: austinenergy.com/go/cap.

Outstanding utility bill balance? Set up a payment arrangement to keep your account in good standing. Call 512-494-9400 and a Customer Service Representative will assist you.

Stop utility scammers - don't fall for the call! Austin Energy does not threaten to disconnect your utilities or demand payment with cash or gift cards. Discover tips to protect yourself against scams: austinenergy.com/go/stopscams.

Contact Information

View or Pay online: www.coautilities.com

Customer Service: 512-494-9400
or call toll free at 1-888-340-6465
TDD: 512-477-3663
Se Habla Español

To report an electrical **OUTAGE** call 512-322-9100 or visit outagemap.austinenergy.com. Please have your account number available.

Summary of Service

SENNA HILLS M U D
Service Address: 10900 1/2 SENNA HILLS DR, ZIP: 78733

Account Number: 20511 00000
Invoice Number: 205258425131

Bill Print Date May 11, 2020
Due Date May 28, 2020

Previous Activity/Charges

Total Amount Due at Last Bill	\$1,033.55
Payment received - Thank you	-\$1,033.55
Previous Balance	\$0.00

Current Activity/Charges

Electric Service	+ \$1,161.47
Current Balance	\$1,161.47

If Payment is received after due date, a late fee will be assessed.

Total Amount Due \$1,161.47

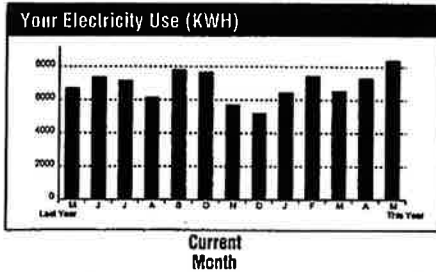


By/Date Received: DA 5-18-20
 By/Date Posted: AW 5/19
 Approved for Payment: [Signature]
 Hand Delivered to: _____
 Mailed By/Date: _____
 GL#: 6100

Continued On Next Page



Service Details



Days of service 30
 kWh Used 8357
 Avg. kWh per day 278.6
 Avg. cost per day \$38.72
 13 month avg. consumption: 6900.92



ELECTRIC SERVICE

PowerLink Number: 07849700
 10900 1/2 SENNA HILLS DR, ZIP: 78733

Meter # 6194579

Read Date	04/06/2020	05/06/2020	Consumption
Read	36352	44709	8357
	Reading Difference		8357
	Total Consumption in KWH		8357
	Demand Usage		53.54
	Power Factor		0.81

City of Austin Electric - Secondary Voltage >10kW <300kW

Customer Charge	\$27.50
Electric Delivery 53.54 kW at \$4.50 per kW	\$240.93
Demand Charge 53.54 kW at \$4.19 per kW	\$224.33
Energy Charge 8,357 kWh at \$0.02356 per kWh	\$196.89
Community Benefit Charges	\$32.85
Regulatory Charges 53.54 kW at \$2.37 per kW	\$126.89
Power Supply Adjustment, Winter 8,357 kWh at \$0.03139 per kWh	\$262.33
Power Factor Adjustment Below 90%	\$65.80
Load Factor Adjustment Below 20%	-\$16.05
Total Current Charges	\$1,161.47
Commercial Sales Tax	
Taxable Amount	\$1,161.47
TOTAL CURRENT CHARGES	\$1,161.47



Want to save money on your electric bill? Visit austineenergy.com for information on our rebate programs and energy saving tips.



Senna Hills Municipal Utility District
General Managers Report for the Month of
April 2020
Board Meeting: May 29th, 2020

Reviewed By: Jesse L Kennis
Date: 5/21/2020



14050 Summit Drive, #103 Austin, TX 78728
 United States
 T: +1 512 246 0498
www.inframark.com

Memorandum for: Senna Hills MUD Board of Directors

From: Jesse L. Kennis II

Date: May 29, 2020

Subject: General Manager's Executive Summary Report

Below is a summary of activities since the last board meeting:

1) Wastewater Treatment Plant

- a) 2.47 MG for the month. 82,000 GPD average, 82% capacity.
- b) No excursions.
- c) The internet cable was never buried by Spectrum.
I had a crew bury it to avoid damage (330 LF, \$1,100).

2) Re-Use Water System

- a) Treated effluent irrigation pump piping repainted
- b) Zane Furr completed the Roosevelt weed removal.
- c) Zane Furr trimmed weeds and removed a willow that was growing up around the pond liner perimeter. The weeds grow up through seems around the top of the liner. He often mows it 2 times a month at \$75 each cut.
- d) Zane Furr trimmed and removed brush from around the pond inspection/leak detection sump, and around the back-fence line of the pond.
- e) Zane Furr removed and disposed of approximately 300' LF of abandoned PVC pipe along the pond access road that had been there for years.

3) Distribution System – Billing

- a) 3.1 MG purchased for the month
- b) 43.6% water loss. I have initiated a leak detection survey and review of billing reports.
- c) Chlorine residuals and bacteriological samples satisfactory.
- d) 10 delinquent letters mailed out, 0 tags hung, no disconnects.
- e) 2 accounts would have been disconnected on May 19, 2020.
- f) No formal requests for payment plans or extensions.

5) Collection System

- a) Zane Furr picked up brush that was dumped at Strawflower lift station.
- b) Lemon Mint dialer enclosure work completed.
- c) Lift Station # 1 wet well PLC for pump controls is defective and needs replaced.
Acquiring quotes for replacement.

6) Drainage/Ponds

- a) Pond inspection conducted 21 May 2020

Current Items Requiring Board Approval: Will present Lift Station #1 repairs at meeting.

Vendor	Amount	WO#	Budget Amount	Description
N/A				

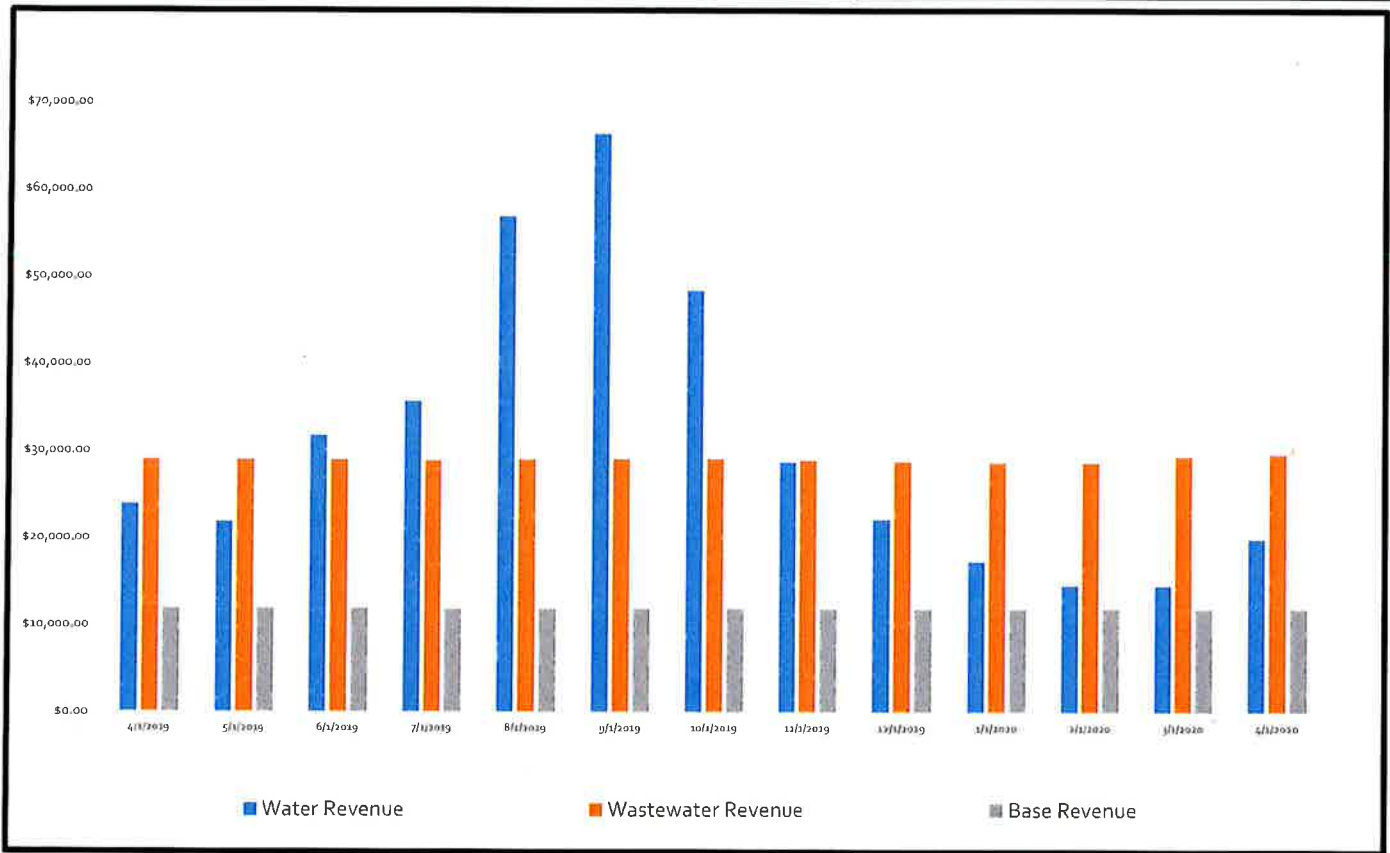


Billing Summary

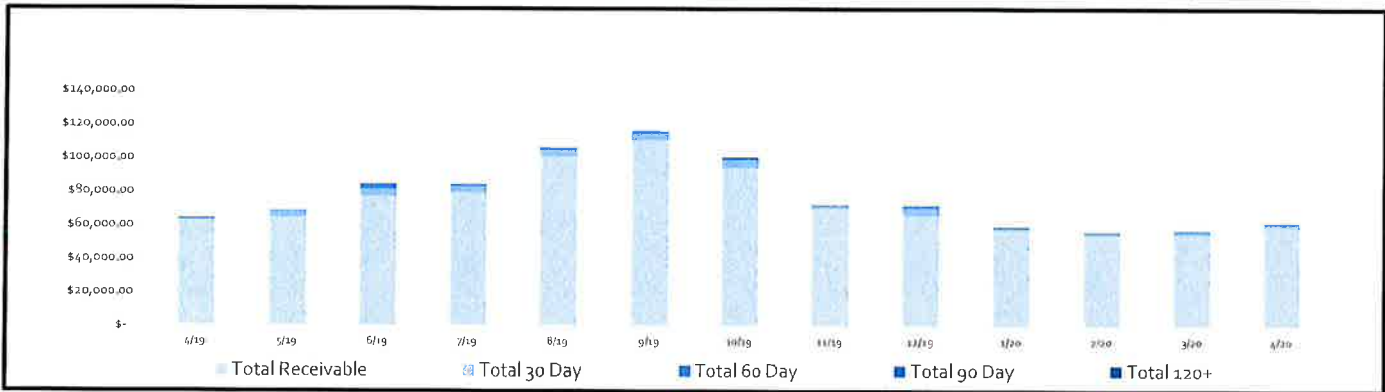


Description	Connections	
	Apr-19	Apr-20
Residential	405	405
Hydrant	-	-
Tracking	6	5
No Bill	1	1
Total Number of Accounts Billed	412	411
	Consumption	
Residential	4,445,000	3,770,000
Hydrant	-	-
Tracking Amenity Center	21,000	10,000
Total Gallons Consumed	4,466,000	3,780,000
	Average Consumption	
Residential	7,170	9,309
Hydrant	-	-
Tracking	833	2,000
Avg Water Use for Accounts Billed	10,840	9,197
Total Billed	\$ 67,194	\$ 63,693
Total Aged Receivables	\$ (4,361)	\$ (4,134)
Total Receivables	\$ 62,833	\$ 59,559

12 Billing Month History Revenue by Category



12 Month Accounts Receivable and Collections Report



Date	Total Receivable	Total 30 Day	Total 60 Day	Total go Day	Total 120+
4/19	\$ 62,832.56	\$ 159.08	\$ 465.96	\$ 140.53	\$ -
5/19	\$ 64,312.71	\$ 3,593.98	\$ 292.14	\$ 18.21	\$ -
6/19	\$ 76,871.68	\$ 4,230.85	\$ 2,967.11	\$ 57.30	\$ -
7/19	\$ 79,209.09	\$ 3,959.36	\$ 647.63	\$ 217.09	\$ -
8/19	\$ 100,749.32	\$ 3,799.09	\$ 750.79	\$ 377.52	\$ 41.45
9/19	\$ 110,487.02	\$ 3,994.15	\$ 259.74	\$ 371.21	\$ 402.30
10/19	\$ 94,134.32	\$ 5,004.29	\$ 566.33	\$ 0.53	\$ 773.51
11/19	\$ 70,198.78	\$ 1,460.70	\$ 115.47	\$ 165.61	\$ 66.41
12/19	\$ 66,018.39	\$ 4,610.37	\$ 886.26	\$ 90.69	\$ 232.02
1/20	\$ 57,424.55	\$ 1,149.87	\$ 195.70	\$ 10.58	\$ 244.22
2/20	\$ 54,484.68	\$ 1,101.79	\$ 394.88	\$ 31.21	\$ 66.41
3/20	\$ 54,969.25	\$ 1,363.85	\$ 455.55	\$ 125.46	\$ 87.04
4/20	\$ 59,559.19	\$ 1,510.86	\$ 479.77	\$ 161.02	\$ 206.41

Board Consideration to Write Off	\$0.00
Board Consideration Collections	\$0.00
Delinquent Letter Mailed	10
Delinquent Tags Hung	N/A
Disconnects for Non Payment	N/A




Water Production and Quality

Senna Hills Municipal Utility District
 14050 Summit Drive Suite 113A
 Austin, Texas 78728
 512-844-1041

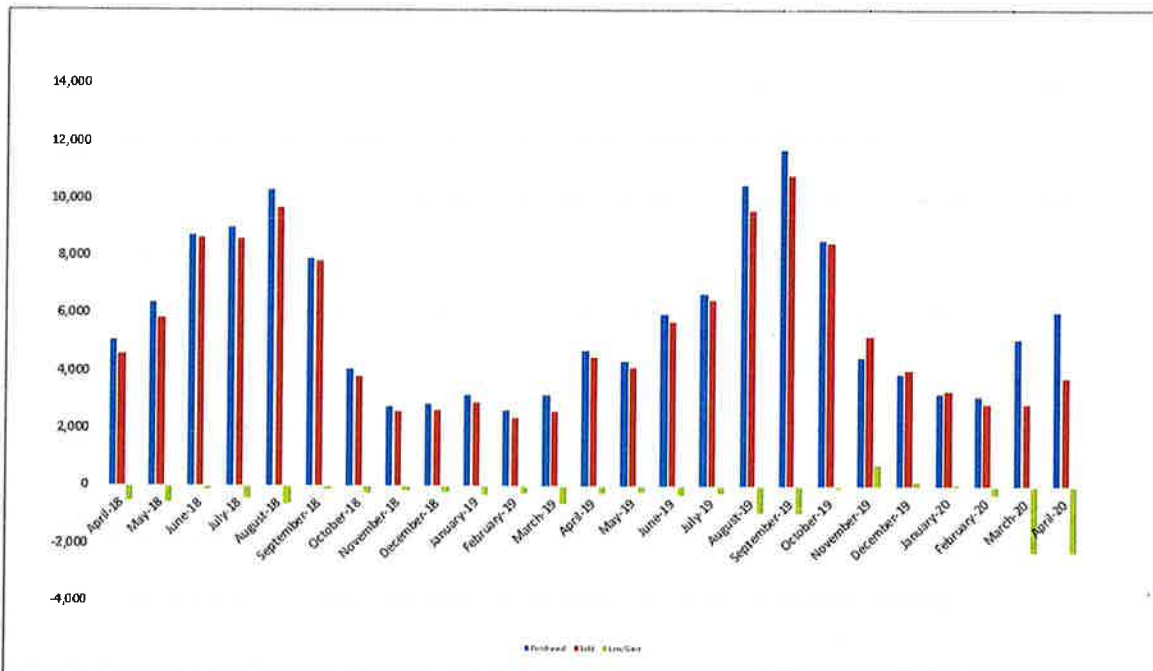
Water Quality Monitoring

Current Annual CL2 Avg

Date	CL2	Mono	NH3
Apr-19	4	3.9	0.1
May-19	4.04	3.86	0.23
Jun-19	3.99	3.95	0.32
Jul-19	3.59	3.41	0.13
Aug-19	3.61	3.6	0.16
Sep-19	3.55	3.27	0.15
Oct-19	3.59	3.12	0.22
Nov-19	3.84	3.69	0.20
Dec-19	3.73	3.78	0.38
Jan-20	3.8	3.65	0.27
Feb-20	3.6	3.3	0.43
Mar-20	3.36	3.13	0.30
Apr-20	3.84	3.69	0.20

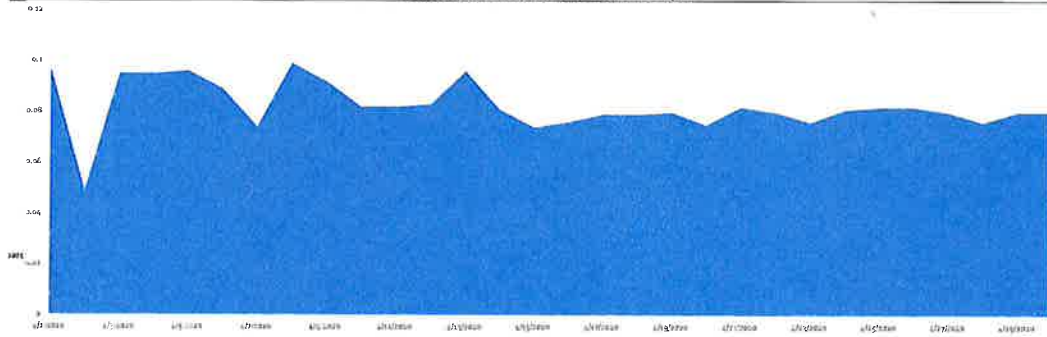


Water Accountability Report



Month	Read Date	Purchased (1000)	Sold (1000)	Flushing	Gal.s Loss (-)	Accounted For %	Running	
							Loss %	Accounted For %
April 18	4/16/18	5,099	4,582	2	(515)	89.9%	-3.34%	96.66%
May 18	5/16/18	6,353	5,848	5	(500)	92.1%	-2.77%	97.23%
June 18	6/14/18	8,739	8,638	5	(96)	98.9%	-2.81%	97.19%
July 18	7/16/18	9,009	8,592	5	(412)	95.4%	-1.13%	98.87%
August 18	8/16/18	10,308	9,705	5	(598)	94.2%	-0.94%	99.06%
September 18	9/17/18	7,927	7,819	5	(103)	98.7%	-1.83%	98.17%
October 18	10/17/18	4,181	3,813	5	(363)	91.3%	-2.40%	97.60%
November 18	11/15/18	3,046	2,600	5	(441)	85.2%	-5.06%	94.94%
December 18	12/13/18	2,877	2,658	5	(214)	92.6%	-5.30%	94.70%
January 19	1/14/19	3,195	2,911	4	(280)	91.2%	-5.74%	94.26%
February 19	2/13/19	2,636	2,387	4	(245)	90.7%	-5.99%	94.01%
March 19	3/14/19	3,197	2,595	4	(598)	81.3%	-6.62%	93.38%
April 19	4/15/19	4,741	4,485	3	(583)	94.7%	-5.71%	94.29%
May 19	5/16/19	4,367	4,148	4	(215)	95.1%	-5.37%	94.63%
June 19	6/17/19	6,006	5,724	4	(278)	95.4%	-5.91%	94.09%
July 19	7/16/19	6,699	6,468	6	(225)	96.6%	-5.82%	94.18%
August 19	8/15/19	10,503	9,588	6	(909)	91.3%	-6.33%	93.67%
September 19	9/16/19	11,723	10,812	4	(907)	92.3%	-7.23%	92.77%
October 19	10/15/19	8,547	8,458	5	(84)	99.0%	-6.49%	93.51%
November 19	11/14/19	4,508	5,232	13	737	116.3%	-5.03%	94.97%
December 19	12/16/19	3,895	4,046	5	155	104.0%	-4.43%	95.57%
January 20	1/16/20	3,243	3,318	6	81	102.5%	-3.91%	96.09%
February 20	2/17/20	3,153	2,854	2	(297)	90.6%	-3.96%	96.04%
March 20	3/17/20	5,137	2,857	3	(2,277)	-44.3%	-6.17%	93.83%
April 20	4/16/20	6,726	3,791	5	(2,930)	-43.6%	-9.59%	90.41%

Wastewater Flows for the Month of April



Wastewater Treatment Permit Summary

For the Month of April

	PERMIT	ACTUAL	COMPLIANT?	PERCENT
AVG. PERMITTED FLOW	0.1 MGD	0.082	Yes	82%
AVG. PERMITTED BOD	5 mg/L	1	Yes	
AVG. PERMITTED TSS	5 mg/L	1	Yes	
AVG. PERMITTED AMMONIA NH ₃	2.0 mg/L	0.07	Yes	
MIN. Cl ₂ RESIDUAL POND	1.0 mg/L	2.23	Yes	
PH (Min)	6.0 Std Units	7.0	Yes	
PH (Max)	9.0 Std Units	7.6	Yes	

Senna Hills MUD Wastewater Flow Historical

TOTALS	Connections	Total Effluent Flows	Average	Avg Flow Per Connection	WWTP Capacity %	ROW Flows	Pond Flows	Total Irrigation Flows
Apr-20	412	2,472,000	62,500	152	82%	171,400	2,141,600	2,217,100
Mar-20	412	2,000,000	65,000	208	85%	165,800	1,918,800	2,084,600
Feb-20	412	2,611,000	68,000	167	89%	73,000	1,823,000	1,895,500
Jan-20	412	2,180,000	70,800	172	92%	118,000	1,948,000	2,066,000
TOTALS		9,369,000	76,500	180	77%	528,200	7,830,800	8,357,800
Dec-19	412	2,138,000	69,000	167	89%	168,000	1,851,000	2,018,800
Nov-19	412	2,132,000	71,000	172	71%	518,800	1,572,800	2,085,600
Oct-19	412	2,129,000	69,000	167	69%	712,500	1,414,000	2,114,000
Sep-19	412	2,157,000	72,000	175	72%	643,700	1,250,000	2,302,000
Aug-19	412	2,207,000	71,000	172	71%	680,000	1,483,000	2,143,000
Jul-19	412	1,805,000	61,000	148	61%	590,000	1,169,000	1,760,000
Jun-19	412	1,944,000	65,000	158	65%	278,000	1,345,000	1,621,000
May-19	412	2,108,000	70,000	164	70%	33,200	2,157,000	2,180,200
Apr-19	412	2,005,000	67,500	165	67%	32,200	278,000	780,200
Mar-19	412	1,905,000	61,000	148	61%	55,000	1,840,000	1,901,000
Feb-19	412	1,791,000	64,000	155	64%	9,000	1,781,000	1,790,000
Jan-19	412	2,303,000	74,600	180	74%	88,000	2,327,000	2,303,000
TOTALS		24,714,000	86,333	166	68%	3,791,900	19,396,000	22,598,800
Dec-18	412	2,282,000	73,000	177	73%	43,000	2,218,000	2,261,000
Nov-18	412	2,045,000	68,000	165	68%	305,000	1,740,000	2,045,000
Oct-18	412	2,353,000	78,000	184	76%	187,000	2,168,000	2,353,000
Sep-18	412	2,094,000	70,000	170	70%	233,800	1,860,000	2,094,000
Aug-18	412	2,241,000	72,000	175	72%	425,400	1,790,000	2,241,000
Jul-18	412	2,071,000	67,000	163	67%	422,400	1,315,000	1,737,400
Jun-18	412	1,983,000	69,000	166	69%	303,600	1,615,000	1,918,600
May-18	412	2,250,000	73,000	177	73%	487,000	1,738,000	1,703,000
Apr-18	412	2,058,000	69,000	167	69%	353,200	1,321,000	1,674,200
Mar-18	412	2,051,000	68,000	166	68%	145,000	1,562,000	1,737,000
Feb-18	412	1,808,000	66,000	160	63%	1,000	1,679,000	1,680,000
Jan-18	412	2,108,000	68,000	165	68%	43,000	1,802,000	1,802,000
TOTALS		35,378,000	69,500	168	72%	2,602,000	19,843,000	22,762,000

Senna Hills

DATE: 5/15/2020

WATER

CN

IRRIGATION SYSTEM RUN THROUGH REPORT



CONTROLLER 1

	S	M	T	W	Th	F	S	START 1	START 2	START 3	START 4
A	X		X		X			12:00 AM			
B	X		X		X			3:00 AM			
C	X		X		X			5:00 AM	9:00 PM		
D											
E											

1-Controller Loc: 100 W. ALONG SENNA HILLS DR
 BETWEEN 2244 AND PEONIA
 1-Backflow Loc:
 1-Rain Sensor? YES
 Notes/Codes: 3212

VV	Head Type	Plant Type	Run Time	Location (Master Valve)	Zone	Repair Broken Lateral	Drip line Break	Replace Nozzle	Replace Valve	Replace Spray Head	Replace Rotor	Replace MP Rotor	Raise/Lower Heads	Add Head	Move Head	Locate or Diagnose Valve	Replace Valve Cover	Replace Decoder or Node	Replace Valve Solenoid	Add Rain Sensor	Replace 12" Pop Up	Miscellaneous 2	Miscellaneous 3	LABOR	MATERIALS	TAX		
1	A	MPR/BLR	T/T/B	18	W. OF SENNA HILLS ALONG 2244	Z1																		61.75	40.1	101.75	8.39	110.1
4	A	BLR	Tr	5	ISLAND S. OF CONTROLLER	Z4																						
5	A	DRP	B	20	ISLAND S. OF CONTROLLER	Z4																						
6	A	DRP	B	20	MIDDLE OF ISLAND S. OF CONTROLLER	Z4																						
7	A	DRP	B	20	ISLAND AT 2244 AND SENNA HILLS DR	Z7																						
8	A	MPR	T	20	E. SIDE AT 2244 AND SENNA HILLS DR	Z4																						
9	A	SPY	T	10	SIDE STRIP E. AT 2244 AND SENNA HILLS DR	Z4																						
10	B	SPY	T	10	SIDE STRIP NE. OF 2244 AND SENNA HILLS DR	Z1																						
11	B	MPR	T	20	NE. OF CONTROLLER	Z1																						
12	B	SPY	T	10	NE. OF CONTROLLER	Z1																						
13	B	MPR	T	20	SIDE STRIP SE. OF PEONIA	Z1																						
14	B	MPR	T	20	SIDE STRIP SE. OF PEONIA	Z1																						
15	B	MPR	T	20	SW. AT PEONIA	Z1																						
16	B	MPR	T	20	SW. OF PEONIA	Z1																						
17	B	MPR	T	20	SW. OF PEONIA	Z1																						
18	B	MPR	T	20	SW. OF PEONIA	Z1																						
19	B	MPR	T/B	20	SW. OF CONTROLLER	Z1																						
20	B	SPY	T	10	W. AT 2244 AND SENNA HILLS DR	Z2																						
21	A/C	DRP	B	30	W. AT 2244 AND SENNA HILLS DR	Z2																						
22						Z2																						
23						Z2																						
24						Z2																						
25						Z2																						
26						Z2																						
27						Z2																						
28						Z2																						
29						Z2																						
30						Z2																						
33						Z2																						
34						Z2																						
35						Z2																						

Senna Hills

DATE: 5/15/2020

WATER **ON**

IRRIGATION SYSTEM RUN THROUGH REPORT



CONTROLLER 2

	S	M	T	W	Th	F	S	START 1	START 2	START 3	START 4
A			X		X			8:00 PM			
B			X		X			12:00 AM			
C											
D											
E											

2-Controller Loc: 102 NE. AT POOL BUILDING
 2-Backflow Loc:
 2-Rain Sensor? YES
 Notes/Codes:

Zone #	Head Type	Plant Type	Run Time	Location (Master Valve)	Zone #	Repair/Component	LABOR	SUB-TOTAL	TOTAL
21	A	SPY	T 10	SIDE STRIP SE, PLAYSCAPE	21	Repair Broken Lateral	28.50	7.1	35.50
21	A	SPY	T 10	SIDE STRIP NW, AT ACACIA BUD DR	21	Drip line Break			
21	A	SPY	T 10	SIDE STRIP NW, AT ACACIA BUD DR	21	Replace Nozzle			
21	A	SPY	T 10	SIDE STRIP NE, OF MILAGRO DR	21	Replace Valve			
21	A	SPY	B 10	SIDE STRIP NE, OF MILAGRO DR	21	Replace Spray Head			
21	A	SPY	B 10	NE, AND NW, AT MILAGRO DR	21	Replace Rotor			
21	A	SPY	T 10	NW, AT MILAGRO	21	Replace MP Rotor			
21	A	SPY	T 10	NE, OF INDIGO BROOM ALONG FENCE	21	Raise/Lower Heads			
21	A	SPY	T 10	N, OF INDIGO BROOM ALONG FENCE	21	Add Head			
21	A	SPY	T 10	NE, AND NW, AT HELLIOTROPE AND ISLAND	21	Move Head			
21	A	SPY	B 10	NE, AT HELLIOTROPE	21	Locate or Diagnose Valve			
21	A	SPY	T 10	SIDE STRIP NW, AT HELLIOTROPE	21	Replace Valve Cover			
21	A	SPY	T 10	SIDE STRIP N, OF VERVAIN	21	Replace Decoder or Noide			
21	A	SPY	T 10	South east corner of Riviana	21	Replace Valve Solenoid			
21	A	SPY	T/B 10	SE, AND SW, AT RIVINA DR	21	Add Rain Sensor			
21	B	MPR	T 20	SW, AT VERVAIN	21	Raise 6" Valve Box			
21	B	MPR	T/B 20	SE, AT VERVAIN AND ISLAND	21	Miscellaneous 2			
22	A	SPY	T 20	SE, OF VERVAIN	22	Miscellaneous 3			
22	B	MPR	T 20	SW, INDIGO BROOM	22				
22	B	MPR	T 20	S, OF MILAGRO	22				
22	A	SPY	T/B 10	SW, INDIGO BROOM	22				
22	B	MPR	T 20	SE of Indigo Broom	22				
22	B	MPR	T 20	S, OF PLAYSCAPE	22				
22	B	MPR	T 20	SE, OF PLAYSCAPE	22				
22	B	MPR	T 20	SW, AT INDIGO BROOM LP	22				
22	A	SPY	T 10	S, OF ACACIA BUD	22				
22	A	SPY	T 10	S, OF PLAYSCAPE	22				
22	B	MPR	T 20	SE, OF PLAYSCAPE	22				
23					23				
23					23				
23					23				

Senna Hills

DATE: 5/15/2020

WATER

ON

IRRIGATION SYSTEM RUN THROUGH REPORT



CONTROLLER 3

	S	M	T	W	Th	F	S	START 1	START 2	START 3	START 4
A		X				X		12:00 AM			
B	X	X		X	X	X		5:00 AM	9:00 PM		
C											
D											
E											

3-Controller Loc: CC LEFT SIDE OF POOL #542
 3-Backflow Loc: SOUTH WEST CORNER INSIDE OF POOL
 3-Rain Sensor? YES
 Notes/Codes: POTABLE WATER AROUND POOL 220

Zone #	Head Type	Plant Type	Run Time	Location (Master Valve)	Zone #	LABOR	SUB-TOTAL	TOTAL
1	A	SPY	T/B 10	TURF BEDS RIGHT SIDE OF PLAYGROUND	21	95.00	40.00	135.00
4	A	SPY	T/B 10	NORTH WEST ENTRY	24			
5	A	RTR	T 20	BETWEEN PARKING LOT AND TENNIS COURT	24			
6	A/B	SPY	B 10	SOUTH OF PLAYGROUND	24			
7	A	SPY	T/B 10	WEST OF BASKETBALL COURT	24			
8	A	SPY	T/B 10	SOUTH WEST OF TENNIS COURT	24			
9	A	SPY	T 10	SOUTH INSIDE AT PLAYGROUND	24			
10	A	SPY	B 10	SOUTH WEST OF PLAYGROUND	21			
11	A	SPY	B 10	BEDS BY CONTROL	21			
12	A	SPY	T/B 10	INSIDE BACK OF POOL	21			
13	A	SPY	T 10	WEST INSIDE PLAYGROUND	21			
14	A	RTR	T 20	TURF BY TENNIS COURT	21			
15	A	SPY	T 10	EAST INSIDE OF PLAYGROUND	21			
16	A	SPY	T 10	WEST AT PLAYGROUND	21			
17					21			
18					21			
19					21			
20					22			
21					22			
22					22			
23					22			
24					22			
25					22			
26					22			
27					22			
28					22			
29					22			
30					22			
33					23			
34					23			
35					23			

Senna Hills
DATE: 5/15/2020

WATER ON

IRRIGATION SYSTEM RUN THROUGH REPORT



CONTROLLER 4

	S	M	T	W	Th	F	S	START 1	START 2	START 3	START 4
A	X	X					X	8:00 PM			
B	X	X					X	3:00 AM			
C											
D											
E											

4-Controller Loc: PRO-C NL AT GILIA AND SENNA HILLS
DR. HUNTER PRO-C
4-Backflow Loc:
4-Rain Sensor? YES
Notes/Codes:

Zone	Head Type	Plant Type	Run Time	Location (NO MV)	Zone	Repair	LABOR	SUB-TOTAL	TOTAL
1	A	SPY	10	N. AND W. AT GILIA AND SENNA HILLS	21	Repair Broken Lateral	390.00	160.00	540.00
4	A	SPY	10	NW. ALONG AT GILIA AND SENNA HILLS	21	Drip Line Break			
5	A	SPY	10	SW. ALONG GILIA	21	Replace Nozzle	390.00	160.00	540.00
6	A	SPY	10	SIDE STRIP NE AT RIVINA DR	21	Replace Valve			
7	A	SPY	10	NE. OF SIDE STRIP RIVINA DR	21	Replace Spray Head			
8	A	SPY	10	NE. OF RIVINA DR	21	Replace Rotor			
9	A	SPY	10	NE. AND NW. OF RIVINA DR	21	Replace MP Rotor			
10	B	DRP	20	NE. OF RIVINA ALONG THE FENCE	21	Raise/Lower Heads			
11	B	DRP	20	SIDE STRIP NE. OF RIVINA	21	Add Head			
12					21	Move Head			
13					21	Locate or Diagnose Valve			
14					21	Replace Valve Cover			
15					21	Replace Decoder or Node			
16					21	Replace Valve Solenoid			
17					21	Add Rain Sensor			
18					21	Add 25' or Drip for Coverage			
19					21	Raise 6" Valve Box			
20					21	Miscellaneous 3			
21					21				
22					21				
23					21				
24					21				
25					21				
26					21				
27					21				
28					21				
29					21				
30					21				
33					21				
34					21				
35					21				

Senna Hills

DATE: 5/15/2020

WATER

ON

IRRIGATION SYSTEM RUN THROUGH REPORT



CONTROLLER 5

	S	M	T	W	Th	F	S	START 1	START 2	START 3	START 4
A	X			X		X		12:00 AM			
B	X			X		X		8:00 PM			
C											
D											
E											

5-Controller Loc: MOORENF OF W. SENNA HILLS
ENTRENCE BY ROAD
5-Backflow Loc:
5-Rain Sensor? YES
Notes/Codes:

WV	Head Type	Plant Type	Run Time	Location (Master Valve)	Zone #	LABOR	SUB-TOTAL	TOTAL
1	A	MPR	T 20	ISLAND W. OF CONTROLLER	Z1	14.25	1.00	15.25
4	A	MPR	T 20	N. OF ISLAND NW. OF CONTROLLER	Z1			
5	A	MPR	T 20	NEXT ISLAND	Z1			
6	A	MPR	T 20	ISLAND SE. OF GILIA	Z1			
7	A	MPR	T 20	ISLAND E. OF GILIA	Z1			
8	A	MPR	T 20	ISLAND NE. OF GILIA	Z1			
9	A	MPR	T 20	ISLAND NE. OF GILIA	Z1			
10	A	MPR	T 20	ISLAND SW. OF RIVINA	Z1	14.25	1.00	15.25
11	A			OPEN	Z1			
12	A	MPR	T 20	CENTER ISLAND	Z1			
13	A	MPR	T 20	CENTER ISLAND	Z1			
14	B	MPR	T 20	CENTER ISLAND	Z1			
15	B	MPR	T 20	CENTER ISLAND	Z1			
16	B	SPY	T 10	END OF ISLAND	Z1			
17	B	SPY	T 10	NE OF GILIA	Z1			
18	B	MPR	T 20	E. OF GILIA	Z1			
19	B	MPR	T 20	E. OF GILIA	Z1			
20	B	MPR	T 20	SE. OF GILIA	Z2			
21	B	MPR	T 20	SE. OF GILIA	Z2			
22	B	MPR	T 20	SW. OF GILIA	Z2			
23	B	DRP	B 20	SE. OF GILIA BEDS	Z2			
24	B	MPR	T 20	SW. OF GILIA	Z2			
25	B	MPR	T 20	NW. AT CONTROLLER	Z2			
26	B	SPY	T 10	W. AND SW. AT CONTROLLERS	Z2			
27					Z2			
28					Z2			
29					Z2			
30					Z2			
33					Z3			
34					Z3			
35					Z3			

Senna Hills

DATE: 5/15/2020

CONTROLLER 6

WATER **ON**

IRRIGATION SYSTEM RUN THROUGH REPORT



	S	M	T	W	Th	F	S	START 1	START 2	START 3	START 4
A	X	X	X				X	8:00 PM			
B	X	X	X				X	4:00 AM			
C	X	X	X	X	X			5:00 AM	9:00 PM		
D											
E											

6-Controller Loc: I-CORE NE of W. Senna Hills
 6-Backflow Loc:
 6-Rain Sensor? YES
 Notes/Codes:

WV	Head Type	Plant Type	Run Time	Location (Master Valve)	Zone	Repair	LABOR	SUB-TOTAL	TOTAL
1	A	SPY	T 10	SIDE STRIP W. BETWEEN RIVINA AND GILIA	Z1	Repair running break	351.50	111.1	462.50
4	A	SPY	T 10	WEST OF RIVINA LEFT SIDE	Z1				
5	B	MPR	T 20	WEST OF ALONG OF STREET	Z1				
6	B	MPR	T 20	WEST OF GILIA	Z1				
7	B	MPR	T 20	WEST OF GILIA	Z1				
8	B	MPR	T 20	WEST ALONG OF STREET	Z1		95.00	25.00	120.00
9	B	MPR	T 20	ALONG OF STREET	Z1				
10	B	MPR	T 20	WEST AT SIDEWALK	Z1				
11	B	MPR	T 20	ALONG OF SIDEWALK BETWEEN GILIA AND ENTRY	Z1		95.00	25.00	120.00
12	B	MPR	T 20	WEST UP HILL	Z1		95.00	25.00	120.00
13	B	MPR	T 20	ALONG OF SIDEWALK WEST OF CONTROL	Z1				
14	B	MPR	T 20	WEST OF SIDEWALK	Z1				
15	B	MPR	T/B 20	ALONG OF SIDEWALK	Z1				
16	B	MPR	T/B 20	BACK OF WALL ENTRY	Z1				
17	B	MPR	T 20	BACK OF WALL	Z1		4.75	15.00	19.75
18	B	DRP	B 20	BEDS AT ISLAND AT ENTRY	Z1				
19	B	MPR	T 20	WEST SIDE OF ENTRY	Z1				
20	B	MPR	T 20	WEST UP HILL	Z2				
21	B	MPR	T 20	BEDS WEST SIDE AT THE ENTRY	Z2				
22	B	MPR	T 20	EAST SIDE ENTRY	Z2				
23	B	MPR	T 20	EAST SIDE FRONT OF THE SING	Z2				
24	B	MPR	T 20	FRONT OF SIDE BY RD	Z2		23.75	5.00	28.75
25	A/C	DRP	B 30	FRONT SIDE FRONT OF THE SING	Z2				
26	A	SPY	T 10	EAST SIDE ENTRY	Z2				
27	A/C	DRP	B 30	FRONT SIDE FRONT OF THE SING	Z2				
28	B	MPR	T 20	FRONT OF SIDE BY RD	Z2		23.75	10.00	33.75
29	A	SPY	T 10	CENTER ISLAND AT ENTRY	Z2				
30	B	DRP	B 20	CENTER ISLAND ENTRY	Z2				
33					Z2				
34					Z2				
35					Z2				

Senna Hills

DATE: 5/15/2020

WATER

ON

IRRIGATION SYSTEM RUN THROUGH REPORT



CONTROLLER 7

S M T W Th F S START 1 START 2 START 3 START 4

A X X X 2:00 AM

B

C

D

E

7-Controller Loc: CORNER OF PEONIA IN SENNA HILLS

7-Backflow Loc:

7-Rain Sensor? YES

Notes/Codes:

Head Type

Plant Type

Run Time

Location (Master Valve)

BETWEEN PEONIA AND BROOM

MV 1 A MPR T 20

Zone #	Repair Broken Lateral	Drip line Break	Replace Nozzle	Replace Valve	Replace Spray Head	Replace Rotor	Replace MP Rotor	Raise/Lower Heads	Add Head	Move Head	Locate or Diagnose Valve	Replace Valve Cover	Replace Decoder or Noise	Replace Valve Solenoid	Add Rain Sensor	Miscellaneous 1	Miscellaneous 2	Miscellaneous 3	LABOR	SUB-TOTAL	TOTAL
20																					
21																					
22																					
23																					
24																					
25																					
26																					
27																					
28																					
29																					
30																					
31																					
32																					
33																					
34																					
35																					

Senna Hills IRRIGATION SYSTEM PROGRAM SUMMARY

DATE: 5/15/2020



CONTROLLER 1

	S	M	T	W	Th	F	S	START 1	START 2	START 3	START 4
A		X		X		X		12:00 AM			
B		X		X		X		3:00 AM			
C	X		X		X		X	5:00 AM	9:00 PM		
D											
E											

1-Controller Loc: 100W ALONG SENNA HILLS DR BETWEEN 2244 AND PEONIA
 1-Backflow Loc:
 1-Rain Sensor? YES

CONTROLLER 2

	S	M	T	W	Th	F	S	START 1	START 2	START 3	START 4
A			X		X			8:00 PM			
B			X		X			12:00 AM			
C											
D											
E											

2-Controller Loc: 100 FE. AT POOL BUILDING
 2-Backflow Loc:
 2-Rain Sensor? YES

CONTROLLER 3

	S	M	T	W	Th	F	S	START 1	START 2	START 3	START 4
A			X		X			12:00 AM			
B	X	X		X	X	X		5:00 AM	9:00 PM		
C											
D											
E											

3-Controller Loc: 100 LEFT SIDE OF POOL #5142
 3-Backflow Loc: 500TH WEST CORNER INSIDE OF POOL
 3-Rain Sensor? YES

CONTROLLER 4

	S	M	T	W	Th	F	S	START 1	START 2	START 3	START 4
A	X	X				X		6:00 PM			
B	X	X				X		3:00 AM			
C											
D											
E											

4-Controller Loc: PRO-C-N, AT G/LIA AND SENNA HILLS C/DL HUNTER PRO-C
 4-Backflow Loc:
 4-Rain Sensor? YES

CONTROLLER 5

	S	M	T	W	Th	F	S	START 1	START 2	START 3	START 4
A	X			X		X		12:00 AM			
B	X			X		X		9:00 PM			
C											
D											
E											

5-Controller Loc: 100FE NE. OF W/ SENNA HILLS ENTRANCE BY ROAD
 5-Backflow Loc:
 5-Rain Sensor? YES

CONTROLLER 6

	S	M	T	W	Th	F	S	START 1	START 2	START 3	START 4
A		X		X		X		8:00 PM			
B		X		X		X		4:00 AM			
C	X	X		X	X			5:00 AM	9:00 PM		
D											
E											

6-Controller Loc: 100FE NE. OF W/ Senna Hills
 6-Backflow Loc:
 6-Rain Sensor? YES

CONTROLLER 7

	S	M	T	W	Th	F	S	START 1	START 2	START 3	START 4
A				X		X	X	2:00 AM			
B											
C											
D											
E											

7-Controller Loc: CORNER OF PEONIA IN SENNA HILLS
 7-Backflow Loc:
 7-Rain Sensor? YES

IRRIGATION WORK ORDER PROPOSAL
DATE: 5/15/2020

WATER	ON
POTABLE?	NO

WLE LLC
 10122 Bradshaw Road
 Austin TX, 78747
 888-389-5263



CUSTOMER INFORMATION

Property Name: Senna Hills	Management Company: Goodwin Management
Address 1: Bee Caves and Senna Hills Dr	Contact Name: Carrie Martin
Address 2: Senna Hills, TX 78733	Contact E-Mail: carrie.martin@goodwintx.com
Other Info: Irrigation Only	Contact Phone: 512-348-0448

REQUEST FOR REPAIRS	QUANTITY	LABOR/MACHINE				MATERIALS		TOTAL
		Man Hours (Per Repair)	Man Hours Total	Labor Cost (Per Hour, \$)	Labor Cost Total (\$)	Material Cost (Per Repair, \$)	Material Cost Total (\$)	Labor/Material
Raise or Lower Heads to Improve Coverage	1.00	0.15	0.15	95.00	14.25	1.00	1.00	\$ 15.25
Replace Valve Cover	1.00	0.05	0.05	95.00	4.75	15.00	15.00	\$ 19.75
Replace Nozzle	4.00	0.05	0.20	95.00	19.00	2.00	8.00	\$ 27.00
Cap Head	1.00	0.25	0.25	95.00	23.75	10.00	10.00	\$ 33.75
Drip Line Break	2.00	0.20	0.40	95.00	38.00	5.00	10.00	\$ 48.00
Replace 12" Pop Up	1.00	0.25	0.25	95.00	23.75	30.00	30.00	\$ 53.75
Replace Spray Head	2.00	0.25	0.50	95.00	47.50	5.00	10.00	\$ 57.50
Repair Broken Lateral	1.00	1.00	1.00	95.00	95.00	40.00	40.00	\$ 135.00
1" Main Line Break Repair	1.00	2.00	2.00	95.00	190.00	50.00	50.00	\$ 240.00
1" Valve Replacement	1.00	2.00	2.00	95.00	190.00	110.00	110.00	\$ 300.00
Diagnose Valve	3.00	1.00	3.00	95.00	285.00	25.00	75.00	\$ 360.00

Please sign this estimate or reply to our email with "approved" and we will commence work
 Irrigation in Texas is regulated by the Texas Commission on Environmental Quality (TCEQ), MC-178,
 P.O. Box 13087, Austin, Texas 78711-3087. TCEQ's web site is: www.tceq.state.tx.us.

MATERIALS TOTAL	359.00
LABOR TOTAL	931.00
SUBTOTAL	1,290.00
TAX	106.43
TOTAL	1,396.43

Accepted By: _____



**RESOLUTION AUTHORIZING SECRETARY'S APPOINTMENT OF AGENT TO
PERFORM DUTIES DURING ELECTION PERIOD**

THE STATE OF TEXAS §
 §
COUNTY OF TRAVIS §

SENNA HILLS MUNICIPAL UTILITY DISTRICT

WHEREAS, Senna Hills Municipal Utility District of Travis County (the "District") is a political subdivision of the State of Texas, operating pursuant to Chapters 49 and 51 of Texas Water Code (the "Water Code"); and

WHEREAS, the District is required by the Water Code to conduct elections for certain statutorily defined purposes; and

WHEREAS, all elections held within the State of Texas are governed by the procedures set forth in the Texas Election Code (the "Election Code"), except as otherwise noted therein; and

WHEREAS, Section 31.122 of the Election Code requires the secretary of a governing body of a political subdivision to keep his or her office open for election duties for at least three hours each day, during regular office hours, on regular business days during the period (a) beginning not later than the 50th day before the date of each general election of the political subdivision or the third day after the date a special election is ordered by an authority of the political subdivision; and (b) ending not earlier than the 40th day after election day; and

WHEREAS, Section 31.123 of the Election Code provides that, if the Secretary of the governing body of a political subdivision does not maintain an office during the hours and days required by Section 31.122 of the Election Code, the secretary must, subject to the approval of the political subdivision's governing body, appoint another officer or employee of the political subdivision as the secretary's agent to perform the duties set forth in Section 31.123 of the Election Code; and

WHEREAS, the secretary (the "Secretary") of the Board of Directors of the District (the "Board") does not maintain an office during the hours and days required by Section 31.122 of the Election Code and the Board desires to authorize the Secretary of the Board to appoint an agent in accordance with Section 31.123 of the Election Code;

NOW, THEREFORE, IT IS HEREBY RESOLVED BY THE BOARD OF DIRECTORS OF SENNA HILLS MUNICIPAL UTILITY DISTRICT OF TRAVIS COUNTY AS FOLLOWS:

Section 1. The Secretary is hereby authorized and directed to appoint the attorneys for the District, Willatt & Flickinger, PLLC, as the Secretary's agent to perform the duties set forth in Section 31.123 of the Election Code for each District election, and to post, on the

bulletin board used for posting notice of meetings of the Board, a notice containing the agent's name, the location of the agent's office, the agent's office hours, and duration of the agent's appointment. The notice will remain continuously posted during the minimum period required for maintaining an office under Section 31.122 of the Election Code.

Section 2. A copy of this Resolution will be filed in the official records of the District and will remain in full force and effect and apply to all elections of the District until the Board rescinds or repeals this Resolution or the applicable provisions of the Election Code are repealed or become inapplicable to the District.

Section 3. The meeting at which this Resolution has been considered and adopted was open to the public as required by law, and written notice of the time, place, and subject matter of the meeting, and of the proposed adoption of this Resolution, was given as required by the Texas Open Meetings Act, Chapter 551, Texas Government Code, and Chapters 49 and 51 of the Water Code. The Board hereby ratifies and confirms the written notice and the contents thereof.

PASSED AND APPROVED this 29th day of May, 2020.

**SENNA HILLS MUNICIPAL UTILITY
DISTRICT OF TRAVIS COUNTY**

Chet A. Palesko
President, Board of Directors

ATTEST:

Lisa S. McKenzie
Secretary, Board of Directors

[DISTRICT SEAL]

NOTICE OF APPOINTMENT OF AGENT

**TO ALL PERSONS INTERESTED IN THE NOVEMBER 3, 2020
DIRECTORS ELECTION FOR
SENNA HILLS MUNICIPAL UTILITY DISTRICT
OF TRAVIS COUNTY**

Notice is hereby given that the undersigned, Secretary of the Board of Directors (the "Board") of Senna Hills Municipal Utility District of Travis County, Texas, acting pursuant to Section 31.123, Texas Election Code, has appointed Willatt & Flickinger, PLLC attorneys for the District, as the duly authorized agent of the Secretary of the Board (the "Agent") for all purposes for the District's Directors Election (the "Election") to be held on November 3, 2020. The office of the Agent is located at Willatt & Flickinger, PLLC, 12912 Hill Country Boulevard, Ste. F-232, Austin, Travis County, Texas 78738, a location outside of the District, and the telephone number is (512) 476-6604. The Agent will be available for election duties during the hours of 9:00 a.m. to 4:00 p.m., during regular office hours, on regular business days (Monday through Friday, except for holidays), beginning on September 14, 2020, the 50th day before the election day, and ending no earlier than December 11, 2020, the 40th day after the election day.

The Agent will maintain and make available for inspection and copying those documents described in Section 31.123(c) of the Texas Election Code and will receive any personally delivered document relating to the Election that the undersigned is authorized or required to receive. Additionally, the Agent will hereby be authorized to perform any ministerial duties in connection with the Election that may lawfully be performed.

This notice will be posted continuously on the board used for posting notices of meetings of the District during the time period described above.

Issued this 29th day of May, 2020

Lisa S. McKenzie
Secretary, Board of Directors
Senna Hills Municipal Utility
Travis County

AVISO DE NOMBRAMIENTO DEL AGENTE

**PARA TODAS LAS PERSONAS INTERESADAS EN LA
ELECCIÓN DE DIRECTORES DEL 3 DE NOVIEMBRE DE 2020 DEL
DISTRITO DE SERVICIOS PÚBLICOS MUNICIPALES DE SENNA HILLS
DEL CONDADO DE TRAVIS**

Por el presente se informa que el abajo firmante, Secretario de la Junta Directiva (la “Junta”) del Distrito de Servicios Públicos Municipales de Senna Hills del Condado de Travis, Texas, que actúa en virtud de la Sección 31.123 del Código Electoral de Texas, ha designado a los abogados Willatt & Flickinger, PLLC para el Distrito, como el agente debidamente autorizado del Secretario de la Junta (el “Agente”) para todos los propósitos para la Elección de Directores del Distrito (la “Elección”) que se celebrará el 3 de noviembre de 2020. La oficina del Agente está ubicada en Willatt & Flickinger, PLLC, 12912 Hill Country Boulevard, Ste. F-232, Austin, Travis County, Texas 78738, un lugar fuera del Distrito, y el número de teléfono es (512) 476-6604. El Agente estará disponible para sus funciones electorales durante el horario de 9:00 a.m. a 4:00 p.m., durante el horario habitual de atención, los días laborables habituales (lunes a viernes salvo feriados), a partir del 14 de septiembre de 2020, el 50.º día anterior al día de la elección, y finalizando no antes del 11 de diciembre de 2020, el 40.º día posterior al día de la elección.

El Agente mantendrá y pondrá a disposición para consulta y copia aquellos documentos descritos en la Sección 31.123(c) del Código Electoral de Texas y recibirá todos los documentos entregados en persona relacionados con la Elección que el abajo firmante esté autorizado o tenga obligación de recibir. Asimismo, por el presente el Agente queda autorizado a desempeñar todas las funciones burocráticas relacionadas con la Elección que puedan desempeñarse de forma legítima.

Este aviso será colocado ininterrumpidamente en la cartelera utilizada para colocar avisos de asambleas del Distrito durante el periodo de tiempo descrito arriba.

Emitido el día 29 de mayo de 2020

Lisa S. McKenzie
Secretario de la Junta Directiva
Distrito de Servicios Públicos Municipales de Senna Hills
Condado de Travis

