

NOTICE OF MEETING
TAKE NOTICE THAT A MEETING OF
the Board of Directors of
SENNA HILLS MUNICIPAL UTILITY DISTRICT
Will be held at the offices of Willatt & Flickinger, PLLC,
12912 Hill Country Blvd., Suite F-232, Austin, Texas 78738 (SEE NOTES BELOW)
commencing at 7:10 a.m. on April 24, 2020 to consider and act upon the following:

PLEASE NOTE: THIS MEETING WILL BE HELD BY REMOTE ACCESS ONLY IN ACCORDANCE WITH THE MARCH 16, 2020 ORDER BY GOVERNOR ABBOTT TEMPORARILY SUSPENDING CERTAIN REQUIREMENTS OF THE TEXAS OPEN MEETINGS ACT TO ADVANCE THE GOAL OF LIMITING FACE-TO-FACE MEETINGS TO SLOW THE SPREAD OF COVID-19. NO PERSONS WILL BE AT THE MEETING LOCATION AND NO EQUIPMENT WILL BE AT THE MEETING LOCATION FOR ACCESS TO THE MEETING. HOWEVER, MEMBERS OF THE PUBLIC MAY ACCESS THIS MEETING BY TELEPHONE AND PARTICIPATE IN THE MEETING BY CALLING ONE OF THE FOLLOWING TOLL-FREE NUMBERS: (877) 853-5247 OR (888) 788-0099 AND ENTERING THE FOLLOWING INFORMATION: MEETING ID: 91767824471 AND PASSWORD: 349769.

PLEASE SEE THE DISTRICT'S WEBSITE AT WWW.SENNAHILLSMUD.ORG FOR THE MEETING PACKET.

AGENDA

1. Call to Order.
2. Roll Call of Directors.
3. Public Comments.

This is an opportunity for members of the public to address the Board of Directors concerning any issue that is not on the agenda. The response of the Board to any comment under this heading is limited to making a statement of specific factual information in response to the inquiry, or, reciting existing policy in response to the inquiry. Any deliberation of the issues is limited to a proposal to place it on the agenda for a later meeting. Each speaker shall be limited to 3 minutes, unless more than 10 members of the public wish to speak during this meeting. In such case, speakers offering public comment shall be limited to 1 minute each.

Note: Members of the public wishing to address the Board of Directors on specific agenda items will be required to indicate the agenda items on which they wish to speak. They will be given an opportunity to speak when the item is called and prior to consideration by the Board. Such comments shall be limited to 3 minutes per speaker for each agenda item. If more than 10 members of the public wish to speak, all speakers shall be limited to 1 minute each per item per person.

4. Minutes of prior meetings.
5. Temporary Moratorium on disconnection of water service for non-payment during COVID-19 virus crisis.
6. Payment plans for District customers during COVID-19 virus crisis.
7. Report from Mr. Rip Miller on progress of approvals for and development of the 11.73-acre tract owned by Senna Hills, Ltd.
8. All matters related to West Travis County Public Utility Agency.

9. Engineer's Report on same or all of the agenda items.
10. Construction projects within the District, including advertisement for bids and approval, award, recommendation, administration of construction contracts, change orders and pay estimates.
11. MS4 Permit; maintenance of drainage easements and ponds.
12. Bookkeeper's report, including authorization of payment of bills; builder deposits.
13. District Manager's Report on operations.
 - a. Customer Requests
 - b. Landscape Maintenance Contracts; Additional landscaping services
 - c. Inspections of HOA effluent irrigation system
 - d. Possible repairs to areas of streets in Sections 5B and 6; Manholes, water meters and storm drains
 - e. Drum screens; waste disposal process
 - f. Storage unit at wastewater treatment plant
 - g. Grinder Pump Letter to Residents
 - h. Proposal for irrigation repairs to effluent irrigation system
14. Badger Meter Beacon AMA Managed Solution Master Agreement (software); Pricing Sheet for Meter Purchase; Purchase of Electronic Meters
15. Rate Order.
16. Billing Adjustments.
17. Taylor Lake Effluent Pond, the District's effluent disposal system; HOA's effluent irrigation system; Effluent Disposal Contract between the District and HOA.
18. Dates for future board meetings.
19. Administration of Contract by and among the District, Senna Hills Homeowners Association, Inc.; Senna Hills, Ltd. and The Senna Hills Trust; Additional Amendment to Contract; Storage of SHL materials on property near sheds; possible damage to District's irrigation system; damage to HOA effluent irrigation system by SHL contractors.
20. Inframark Contract.
21. Adjourn.

The Board may go into closed session at any time when permitted by Chapter 551, Government Code. Before going into closed session a quorum of the Board must be assembled in the meeting room, the meeting must be convened as an open meeting pursuant to proper notice, and the presiding officer must announce that a closed session will be held and must identify the sections of Chapter 551, Government Code, authorizing the closed session.

(SEAL)



Attorney for the District

The District is committed to compliance with the Americans with Disabilities Act. Reasonable modifications and equal access to communications will be provided upon request. Please call Kristi Hester, INFRAMARK, LLC, Manager for the District at (512) 246-0498, for information. Hearing impaired or speech disabled persons equipped with telecommunications devices for the deaf may call (512) 272-9116, or may utilize the statewide Relay Texas program, 1-800-735-2988.

MINUTES OF MEETING
OF
SENNA HILLS MUNICIPAL UTILITY DISTRICT

STATE OF TEXAS §
 §
COUNTY OF TRAVIS §

A meeting of the Board of Directors of Senna Hills MUD was held at 7:10 a.m. on March 27, 2020 by remote access only in accordance with the March 27, 2020 Order by Governor Abbott temporarily suspending certain requirements of the Texas Open Meetings Act to advance the goal of limiting face-to-face meetings to slow the spread of COVID-19. The meeting was open to the public and notice was given as required by the Texas Open Meetings Act and as modified by the Governor's Order.

1. CALL TO ORDER

The meeting was called to order.

2. ROLL CALL OF DIRECTORS

The Directors present were:

Chet A. Palesko - President
David I. Perl – Vice President
Lisa S. McKenzie – Secretary
Joe Szoo – Assistant Secretary
Corey Newhouse – Assistant Secretary

thus constituting a quorum. All Directors were present.

Also present at the meeting were Bill Flickinger and Jeniffer Concienne of Willatt & Flickinger, PLLC, Robert Ferguson of Murfee Engineering, Jesse Kennis and Makenzi Scales of Inframark, Allen Douthitt of Bott & Douthitt, PLLC, Jerry Kyle of Orrick, Herrington and Sutcliffe, LLP and Doug Whitt of SAMCO Capital Markets, Inc.

3. CITIZEN COMMENTS

No citizens were present.

4. MINUTES OF PRIOR MEETINGS

President Chet Palesko entertained a motion for approval of the Minutes. Motion was made by David I. Perl and seconded by Lisa McKenzie to approve the Minutes of the February 28, 2020 meeting as presented. The motion carried unanimously.

5. TEMPORARY MORATORIUM ON DISCONNECTION OF WATER SERVICE FOR NON-PAYMENT DURING COVID-19 VIRUS CRISIS

Attorney Bill Flickinger discussed a possible moratorium for disconnection of water service for non-payment due to circumstances in connection with the COVID-19 crisis. President Chet Palesko addressed the process for disconnection of service and would like to continue with the standard process up to disconnection but not actually disconnect service. There was discussion of waiver of late fees and connection fees. President Palesko would like to see a list at the next board meeting showing the residents that would have been disconnected under normal circumstances. Currently there are no issues with delinquencies. After discussion, President Palesko entertained a motion for approval. Motion was made by Lisa McKenzie and seconded by Corey Newhouse to approve the temporary moratorium on disconnection of water service for non-payment until the next regular Board meeting and to instruct Inframark to not disconnect water service until review of delinquencies at the next regular Board meeting. The motion carried unanimously.

6. PAYMENT PLANS FOR DISTRICT CUSTOMERS DURING COVID-19 VIRUS CRISIS

The Board discussed possible extension of payment plans for residents needing extra time to pay their water bills due to the COVID-19 crisis. After discussion this consideration was tabled until the next regular Board meeting so as to review the list of delinquencies. Lisa McKenzie inquired about the additional deposits in the rate order, when service has been disconnected. Attorney Bill Flickinger advised that the Board could waive those fees if they choose. No action was taken by the Board of Directors.

7. TEMPORARY EMERGENCY ORDER DELEGATING AUTHORITY TO THE BOARD PRESIDENT TO APPROVE CERTAIN ACTIONS NEEDED TO CONTINUE FUNCTIONING OF THE DISTRICT DURING COVID-19 VIRUS CRISIS INCLUDING AUTHORIZATION FOR THE BOARD VICE PRESIDENT TO ACT IF THE BOARD PRESIDENT IS UNAVAILABLE OR UNABLE TO ACT

Attorney Bill Flickinger discussed the emergency order and the insertion of any and all action needed due to the Stay at Home Order issued by the County Judge of Travis County. Mr. Flickinger discussed each section in the emergency order. Bookkeeper Allen Douthitt discussed the process of using the bookkeeper's account for payment of all bills only until the crisis is over. The Board would authorize a transfer of funds into the bookkeeper's account and Allen Douthitt or his business partner, Mary Bott, would sign the checks and mail them out. This will avoid the need for three directors' signatures. Mr. Douthitt reiterated that this process will only be used during the crisis. Once everything gets back to normal, the payables will be handled as usual and each check will be signed by three directors. Lisa McKenzie asked what District repairs are considered an emergency. Manager Jesse Kennis stated that Inframark has limited authority to act if needed. If anything comes up, he will reach out to President Chet Palesko, Lisa McKenzie, Bill Flickinger, Robert Ferguson and Allen Douthitt to discuss. After discussion, President Chet Palesko entertained a motion for approval. Motion was made by Lisa McKenzie and seconded by

David I. Perl to adopt the Temporary Emergency Order as revised. The motion carried unanimously.

8. RESOLUTION APPROVING BOND COUNSEL ENGAGEMENT AGREEMENT WITH ORRICK, HERRINGTON & SUTCLIFFE LLP, AUSTIN, TEXAS TO OBTAIN SPECIALIZED LEGAL SERVICES AS BOND AND DISCLOSURE COUNSEL IN CONNECTION WITH THE ISSUANCE OF BONDS AND OTHER PUBLIC SECURITIES BASED ON SUCH FIRM'S CREDENTIALS AS A NATIONALLY RECOGNIZED LAW FIRM IN THE FIELD OF MUNICIPAL LAW, AMONG THE LARGEST MUNICIPAL LAW FIRMS IN THE NATION ADVISING GOVERNMENTAL ISSUERS ON STATE AND FEDERAL LAWS GOVERNING THE ISSUANCE OF BONDS AND OTHER PUBLIC SECURITIES, AND THE EXPERIENCE OF THE ATTORNEYS IDENTIFIED FOR THE ENGAGEMENT AS BOND AND DISCLOSURE COUNSEL TO THE DISTRICT; FINDING THAT (I) SUCH LEGAL SERVICES REQUIRE SPECIALIZED EXPERTISE AND EXPERIENCE IN STATE AND FEDERAL LAWS GOVERNING THE ISSUANCE OF BONDS AND OTHER PUBLIC SECURITIES AND THEREFORE CANNOT BE ADEQUATELY PERFORMED BY THE ATTORNEYS AND SUPPORTING PERSONNEL OF THE DISTRICT, (II) SUCH LEGAL SERVICES CANNOT BE REASONABLY OBTAINED FROM ATTORNEYS IN PRIVATE PRACTICE UNDER A CONTRACT PROVIDING FOR THE PAYMENT OF HOURLY FEES WITHOUT CONTINGENCY BECAUSE THE DISTRICT WILL NOT BE OBLIGATED TO PAY ANY LEGAL FEES UNLESS THE BONDS OR OTHER PUBLIC SECURITIES ARE ISSUED AND (III) ENTERING INTO A CONTINGENT FEE CONTRACT FOR LEGAL SERVICES IS IN THE BEST INTEREST OF THE DISTRICT BECAUSE BOND AND DISCLOSURE COUNSEL WILL ONLY BE PAID IN THE EVENT THAT THE BONDS OR OTHER PUBLIC SECURITIES ARE ACTUALLY ISSUED; AND MATTERS RELATED THERETO.

Bond Counsel Jerry Kyle explained the resolution and the new state laws on contingency fee contracts for attorneys. The scope of services and fees are the same as the prior issue, which is 2% of the issue or a minimum of \$60,000. The firm will be acting as bond counsel and disclosure counsel. A new engagement letter is needed because Mr. Kyle changed law firms. There was discussion of the cost of issuance versus the cost of savings. Mr. Kyle indicated that he would work with financial advisor Doug Whitt to possibly reduce the fees to the District to get the refunding transaction accomplished. After discussion, President Chet Palesko entertained a motion for approval. Motion was made by David I. Perl and seconded by Corey Newhouse to approve the Resolution as presented. The motion carried unanimously.

9. RESOLUTION AUTHORIZING THE ISSUANCE OF SENNA HILLS MUNICIPAL UTILITY DISTRICT UNLIMITED TAX AND WATERWORKS AND SEWER SYSTEM REVENUE REFUNDING BONDS; LEVYING AN AD VALOREM TAX IN SUPPORT OF THE BONDS; AUTHORIZING PREPARATION OF AN OFFICIAL STATEMENT; ESTABLISHING PROCEDURES FOR SELLING AND DELIVERING THE BONDS; AND AUTHORIZING EXECUTION OF AGREEMENTS AND OTHER MATTERS RELATED TO THE ISSUANCE OF THE BONDS

Financial Advisor Doug Whitt discussed his refunding bond presentation in detail with the Board. This refunding issue is in the amount of \$3.1 million and can be issued as early as April and closed in May if the rates continue to be favorable. If the rates are not favorable to the District, the process will halt. There was discussion of the consultant's fees. As with the prior issues, Mr. Whitt stated that his fee is 2% of the issue and bond counsel is 2% of the issue or a minimum of \$60,000. The Board discussed if there was enough savings to the District to proceed. Bond Counsel Jerry Kyle also discussed the need to obtain City of Austin consent to the refunding issue and the timing of such action. The draft resolution has been submitted to the City of Austin. However, Mr. Kyle advised the City that the Board has not taken action on the Resolution. There was discussion as to the delegation in Section 3.02(b). This delegation of the Pricing Officer should be granted to President Chet Palesko and in the alternative, Assistant Secretary Corey Newhouse. The Board also discussed the minimum amount of savings that is needed to be inserted into the Resolution. The Board also discussed the risks to the District if the market is not favorable and the transaction does not go through. Mr. Whitt and Mr. Kyle discussed those risks. However, the five parameters listed in the resolution have to be met to move forward. Also, once the District receives its credit rating, there is a 6-month period in which to decide to move forward. After discussion President Palesko believes this is low risk for the District. President Chet Palesko then entertained a motion for approval. Motion was made by David I. Perl and seconded by Lisa McKenzie to approve the Resolution and delegate President Chet Palesko and in the alternative, Assistant Secretary Corey Newhouse as Pricing Officer and insert \$110,000 minimum total debt service savings into the Resolution. The motion carried unanimously.

10. REPORT FROM MR. RIP MILLER ON PROGRESS OF APPROVALS FOR AND DEVELOPMENT OF THE 11.73-ACRE TRACT OWNED BY SENNA HILLS, LTD.

This item was not discussed.

11. MATTERS RELATED TO WEST TRAVIS COUNTY PUBLIC UTILITY AGENCY

Lisa McKenzie asked Engineer Robert Ferguson if he knew why the gas line was not installed when the PUA ran the trench for the second water line. Mr. Ferguson replied that there could have been easement complications and that usually wet and dry lines do not mix.

12. ENGINEER'S REPORT ON SOME OR ALL OF THE AGENDA ITEMS

Engineer Robert Ferguson discussed his report as included in the agenda package. Mr. Ferguson is working with Manager Jesse Kennis on the irrigation repairs. They are in the process of getting some warranty repair work done on a leak that was found this week. Mr. Ferguson stated that the operations at the wastewater treatment plant are typical.

There was discussion of evaluation of the pond liner in the near future and possibly planning on next year to complete the project. Lisa McKenzie asked what the evaluation would entail. Mr. Ferguson reported that basically it would be the same evaluation as last time. Additionally, they would inspect underneath the liner and prepare a new scope of service.

13. CONSTRUCTION PROJECTS WITHIN THE DISTRICT, INCLUDING ADVERTISEMENT FOR BIDS AND APPROVAL, AWARD, RECOMMENDATION, ADMINISTRATION OF CONSTRUCTION CONTRACTS, CHANGE ORDERS AND PAY ESTIMATES

This item was not discussed.

14. MS4 PERMIT; MAINTENANCE OF DRAINAGE EASEMENTS AND PONDS

This item was not discussed.

15. BOOKKEEPER'S REPORT, INCLUDING AUTHORIZATION OF PAYMENT OF BILLS; BUILDER DEPOSITS

Bookkeeper Allen Douthitt discussed the financials and fund transfers with the Board. The District is on plan for the month. Manager Jesse Kennis said that they are down to one sludge box hauling a month from previously one wet haul a week. The District is now seeing those benefits. Director Joe Szoo indicated the operating fund looks good. Mr. Douthitt reported that it is at its peak with tax collection money right now. However, it will begin to be spent down. As discussed during the financial advisor's report, Mr. Douthitt recommends the District wait a month or so to check the market before chasing yield on investments. Subject to the fluctuations, if the market turns, the District could lose money with those securities. After discussion, President Chet A. Palesko entertained a motion for approval. Motion was made by Lisa McKenzie and seconded by David I. Perl to approve the transfer of funds into the bookkeeper's account for payment of the invoices and per diems as presented. The motion carried unanimously.

16. DISTRICT MANAGER'S REPORT ON OPERATIONS

- a. Customer Requests
- b. Landscape Maintenance Contracts; Additional landscaping services
- c. Inspections of HOA effluent irrigation system
- d. Possible repairs to areas of streets in Sections 5B and 6; Manholes, water meters and storm drains
- e. Drum screens; waste disposal process
- f. Storage unit at wastewater treatment plant
- g. Grinder Pump Letter to Residents
- h. Proposal for irrigation repairs to effluent irrigation system

Manager Jesse Kennis discussed the excursion of 500 gallons of raw sewage that occurred on March 13th. An Inframark technician left the drum screen off after cleaning, which resulted in the spill. Inframark educated the technician on the process and is confident that it will not happen again. Mr. Kennis apologized to the Board. President Chet Palesko asked if there will be any fines levied by the TCEQ. Mr. Kennis advised that there will not be any fines.

Mr. Kennis reported that the new effluent irrigation pump was installed. The pump and pipes will be painted purple to indicate reuse. Mr. Kennis also reported that Lisa McKenzie observed failure of the aerators at the effluent pond. Inframark will be looking at the issue today.

There is an 8.8% water loss this period. However, the annual running average is still good. As discussed last month, the PUA will be recalibrating the meters. David I. Perl asked what the peak flows are due to the recent Stay at Home Order. Mr. Kennis advised that since the meters were just read, he will not have that information until the next billing cycle. At the other plants that Inframark manages, there has been an increase in flows.

Mr. Kennis reported that the control panels at the Lemon Mint lift station and at the effluent pond need to be replaced. He is working on solicitation of bids for that project. It is estimated to be about \$15,000 each. Once those bids are received, he will review them with Engineer Robert Ferguson and bring them to the April board meeting for consideration.

Mr. Kennis and the Board then discussed the status of the spray irrigation fields. Currently there are a lot of zones that do not work. As the Board is aware, the original fields are from the 1990s. In 2013, there were major repairs done to the system. In 2014, Lisa McKenzie advised that Rip Miller's personnel were preparing to pour concrete driveway aprons and there appeared to be damage to the system. In 2015, Rip Miller's personnel trenched across a segment of the irrigation control wires, which caused additional damage. Mr. Kennis stated that Inframark conducted monthly inspections to the spray fields and prepared reports on the status. However, in the past, the prior managers felt that they could not speak their minds with the Board due to the repairs not being authorized or approved. That action caused nothing to be done for a long time. Joe Szoo stated that he does not ever recall receiving any of those reports in the past. Mr. Kennis advised that Pios came out and made repairs to where the wires had been cut. There are only 6 to 10 zones working out of 20. Mr. Kennis is concerned that if the TCEQ were to do an inspection of the spray fields, that they would report deficiencies in the system. There was discussion of Rip Miller paying for some of the repairs. By the next meeting, the board would like to see a proposal to fix the wires under the aprons. Corey Newhouse asked how this can be fixed and who is responsible. Mr. Kennis said the process will be making repairs to the system, then testing and then repairs again to get the system completely working. After discussion, President Chet Palesko entertained a motion for approval. Motion was made by Lisa McKenzie and seconded by Joe Szoo to authorize an expenditure up to \$10,000 for testing and repairs to the spray irrigation field system. The motion carried unanimously. Mr. Kennis advised that he will start including reports and a map in the agenda package on the irrigation zones to be sure that repairs are done correctly and timely.

17. BADGER MASTER METER AGREEMENT (SOFTWARE); PRICING SHEET FOR METER PURCHASE; PURCHASE OF ELECTRONIC METERS

President Chet Palesko advised that he is waiting on the final quote for the smart meters. Lisa McKenzie discussed the costs of the project. Bookkeeper Allen Douthitt advised that \$206,000 is in the budget for the meters. President Palesko advised replacing all the meters will still be within the budget. There was discussion of the old meters under-registering during low flow. There was also discussion of replacing all the meters with smart meters without the endpoints. David I. Perl would like to move forward with all the smart meters within the District. President Palesko advised that he will reach out to the representative and push for the final quote. A special meeting can be called to discuss this when the information is received.

18. RATE ORDER

This item was not discussed.

19. BILLING ADJUSTMENTS

This item was not discussed.

20. TAYLOR LAKE EFFLUENT POND, THE DISTRICT'S EFFLUENT DISPOSAL SYSTEM; EFFLUENT DISPOSAL CONTRACT BETWEEN THE DISTRICT AND HOA; REQUEST FROM HOA FOR POSSIBLE DOG PARK

This item was not discussed.

21. DATES FOR FUTURE BOARD MEETINGS

The meeting dates are as follows: April 24th, May 29th, June 26th and July 31st.

22. ADMINISTRATION OF CONTRACT BY AND AMONG THE DISTRICT, SENNA HILLS HOMEOWNERS ASSOCIATION, INC., SENNA HILLS, LTD. AND THE SENNA HILLS TRUST; STORAGE OF SHL MATERIALS ON PROPERTY NEAR SHEDS; POSSIBLE DAMAGE TO DISTRICT'S IRRIGATION SYSTEM

Attorney Bill Flickinger reported on the progress of the SHL application with the City of Austin. This item was bumped to the April 9th City Council agenda. The application was revised to show office only instead of school or office. The Contract was also amended due to the revision of that language, subject to City approval. Mr. Flickinger advised that the District is in a good position. After discussion, President Chet Palesko entertained a motion for approval. Motion was made by Lisa McKenzie and seconded by David I. Perl to approve the First Amendment to First Amended and Restated Contract subject to City of Austin approval of current SHL application. The motion carried unanimously.

23. INFRAMARK CONTRACT

This item was not discussed.

24. ADJOURN

President Chet A. Palesko adjourned the meeting.

Chet A. Palesko, President

ATTEST:

Lisa S. McKenzie, Secretary

[SEAL]

MURFEE ENGINEERING COMPANY, INC.

Texas Registered Firm No. F-353
1101 Capital of Texas Hwy., South
Building D, Suite 110
Austin, Texas 78746
(512) 327-9204

M E M O R A N D U M

DATE: April 16, 2020

TO: Senna Hills MUD Board of Directors

FROM: Robert Ferguson, P.E.

RE: Report from the Engineer for the Meeting of April 24, 2020

MEC Project No.: 11033.65

Wastewater Treatment Plant and Effluent Irrigation:

We understand the repairs to the irrigation control wiring resulted in bringing 14 zones into a functional state. The special meeting will have information made more current than is written in this report so the content of this report will have already become obsolete upon its inclusion in the meeting packet for next week's meeting

We continue to stay in dialogue with InfraMark on the operations of the WWTP and have been assisting as we can.

Taylor Lake Pond Liner:

Status remains the same with a prospective look to the liner replacement project. We did not the maintenance performed on the fountains/aerators this past month.

Site Plans and Development Activity:

We have noted the process and schedule with the land use plan amendment at the City and are available to assist in review as needed.

Senna Hills Municipal Utility District

Accounting Report

April 24, 2020

- Review Cash Activity Report, including Receipts and Expenditures
 - Action Items:
 - Approval of vendor payments
 - Approval of fund transfers
- Review March 31, 2020 Financial Statements

Cash Activity Report

**Senna Hills Municipal Utility District
Cash Activity Report
March 31, 2020 - April 24, 2020**

		ABC Bank	ABC Bank
		Operating	Bookkeeper's
Reconciled Cash Balance - March 31, 2020		\$ 267,909.73	49,870.85
Subsequent Activity Through April 24, 2020		5,860.50	(21,510.87)
Deposit	Senna Hills, Ltd.	<u>5,860.50</u>	
	Subtotal - ABC Operating Account	<u>5,860.50</u>	
Time Warner Cable	5437 Internet - March 2020	(115.11)	
Hot Dog Marketing, LLC	5438 Monthly Website Maintenance	(250.00)	
Waste Management of Texas, Inc.	5439 Garbage Service - April 2020	(264.55)	
City of Austin	5440 Utilities - March 2020	(583.56)	
LCRA	5441 Raw Water - March 2020	(3,124.74)	
West Travis County PUA	5442 Potable Water - March 2020	(13,521.68)	
A T & T	5443 Telephone - April 2020	(581.20)	
City of Austin	5444 Utilities - March 2020	<u>(3,070.03)</u>	
	Subtotal - ABC Bookkeeper's Account	<u>(21,510.87)</u>	
Expenditures to be approved at April 24, 2020 Meeting		-	(36,343.60)
Vendor	Ck #	Amount	
Chet Palesko	5445 Director Fees - April 24, 2020	(138.53)	
Corey Newhouse	5446 Director Fees - April 24, 2020	(138.52)	
David Perl	5447 Director Fees - April 24, 2020	(138.53)	
Joe Szoo	5448 Director Fees - April 24, 2020	(138.53)	
Lisa S. McKenzie	5449 Director Fees - April 24, 2020	(138.53)	
Badger Meter	5450 Orion Cellular Lte Service Unit	(30.00)	
Bolt & Douthitt, P.L.L.C.	5451 Accounting Fees - March 2020	(1,950.00)	
DSHS	5452 Lab Fees	(53.72)	
Inframark, LLC	5453 Operations & Maintenance - March 2020	(11,609.13)	
Murfee Engineering Company	5454 Engineering Fees - March 2020	(3,387.01)	
Wastewater Transport Service	5455 Sludge Hauling	(2,640.00)	
Willatt & Flickinger, PLLC	5456 Legal Fees through April 13, 2020	(10,325.10)	
Zane Furr	5457 Landscape Maintenance - April 2020	<u>(5,656.00)</u>	
	Total Expenditures - ABC Operating Account	<u>(36,343.60)</u>	
Transfer Requests to be approved at April 24, 2020 Meeting		(150,000.00)	57,843.60
Transfer to Replenish Bookkeeper's Account	From Logic Operating to ABC Bookkeeper's Account	21,500.00	
Transfer for Expenditures Approved April 24, 2020	From Logic Operating to ABC Bookkeeper's Account	36,343.60	
Transfer Letter Dated April 24, 2020	Transfer from ABC Operating to Logic Operating Account	<u>(150,000.00)</u>	
		<u>(92,156.40)</u>	
Projected Ending Cash Balance as of April 24, 2020		\$ 123,770.23	\$ 49,859.98

Senna Hills Municipal Utility District Cash/Investment Activity Report March 31, 2020 - April 24, 2020

	Interest Rate	Balance 3/31/2020	Subsequent Receipts	Subsequent Disbursements	Transfer Requests	Projected Balance 4/24/2020
General Fund -						
ABC Bank - Operating Account	n/a	267,909.73	5,860.50	-	(150,000.00)	123,770.23
ABC Bank - Bookkeeper's Account	n/a	49,870.85	-	(57,854.47)	57,843.60	49,859.98
Logic Operating Account	1.0630%	2,758,700.96	151,725.20	-	92,156.40	3,002,582.56
Total - General Fund		3,076,481.54	157,585.70	(57,854.47)	-	3,176,212.77
Debt Service Fund -						
Logic - Debt Service Account	1.0630%	1,357,307.59	-	-	-	1,357,307.59
Logic - Tax Account	1.0630%	6,723.38	-	-	-	6,723.38
Total - Debt Service Fund		1,364,030.97	-	-	-	1,364,030.97
Total - All Funds		4,440,512.51	157,585.70	(57,854.47)	-	4,540,243.74

Transfer Information:

- (1) - To transfer funds from Logic Operating Account to ABC Bookkeeper's Account (to Replenish): \$21,500.00
- (2) - To transfer funds from Logic Operating Account to ABC Bookkeeper's Account (for Expenditures): \$36,343.60
- (3) - To transfer funds from ABC Operating Account to Logic Operating Account: \$150,000.00

Senna Hillis M.U.D.
SCHEDULE OF TEMPORARY INVESTMENTS
 JAN 1, 2020 to MAR 31, 2020

FUNDS	IDENTIFICATION	INTEREST RATE	INTEREST	BEG. BK VAL	END. BK VAL	BEG. MKT VAL	END. MKT VAL	TRADE DATE	MATURITY DATE	DAYS	G/I ACCOUNT
GENERAL FUND:	Logic - Operating Account	1.2786%	\$ 10,749.02	\$ 2,383,774.32	\$ 2,758,700.96	\$ 2,383,774.32	\$ 2,758,700.96				1055
	Texas Local Government Investment Pool										
TOTAL GENERAL OPERATING FUND			10,749.02	2,383,774.32	2,758,700.96	2,383,774.32	2,758,700.96				
DEBT SERVICE FUND:	Logic - Debt Service Account	1.2786%	3,992.07	593,321.79	1,357,307.59	593,321.79	1,357,307.59				1002
	Texas Local Government Investment Pool										
	Logic - Tax Account DSE	1.2786%	2,293.32	845,264.49	6,723.38	845,264.49	6,723.38				1005
	Texas Local Government Investment Pool										
	A&C Bank - Debt Service Account	0.3500%	0.69	1,073.93	-	1,073.93	-				1010
TOTAL DEBT SERVICE FUND			6,286.08	1,439,660.21	1,364,030.97	1,439,660.21	1,364,030.97				
TOTAL ALL FUNDS			\$ 17,035.10	\$ 3,823,434.53	\$ 4,122,731.93	\$ 3,823,434.53	\$ 4,122,731.93				

This quarterly report is in full compliance with the investment strategy as established for the Public Funds Investment Act (Chapter 2459, amending Chapter 2256); and Investment Policy and Strategies set forth by the District.

Senna Hills M.U.D. Collateral Analysis Schedule March 31, 2020

	<u>Funds</u>	<u>Collateral</u>	<u>Over/(Under)</u> <u>Collateralized</u>
ABC Bank -			
Operating Account (General Fund)	\$ 267,909.73		
Bookkeeper's Account (General Fund)	<u>93,402.66</u>		
Total GF Funds ABC Bank	<u>361,312.39</u>		
FDIC Coverage		<u>250,000.00</u>	
Pledged Collateral ABC Bank (Market Value)		<u>622,785.56</u>	
Total Collateral -ABC Bank			
Total Collateral/Funds ABC Bank	<u>\$ 361,312.39</u>	<u>\$ 872,785.56</u>	<u>\$ 511,473.17</u>

Pledges By Pledgee And Maturity



Pledged To: SENNA HILLS MUD

As Of 3/31/2020

American Bank of Commerce - Lubbock, TX

Page 14 of 33

Receipt# Safekeeping Location	CUSIP	ASC 320	Description Maturity	Prerefund	Pool/Type Coupon	Moody S&P	Original Face Pledged Percent	Pledged		Market Value	
								Original Face	Par		
TIB: TIB	313382AX1	AFS	FHLB AGENCY 03/10/23		2.13	Aaa AA+	5,000,000.00 12.00%	600,000.00	600,000.00	604,595.63	
1 Securities Pledged To: 6195 - SENNA HILLS MUD								600,000.00	600,000.00	604,595.63	622,785.56

Although the information in this report has been obtained from sources believed to be reliable, its accuracy cannot be guaranteed.
3/25/2020 1:38 PM - RBM / WOLF

Tax Collection Report

USE -- SENNA HILLS MUD
 ALL OTHERS

YEAR	BEGINNING TAX BALANCE	TAX ADJ	BASE TAX COLLECTED	REVERSALS	NET BASE TAX COLLECTED	PERCENT COLLECTED	ENDING TAX BALANCE	P & I COLLECTED	P & I REVERSALS	LRP OTHER PENALTY COLLECTED	TOTAL DISTRIBUTED
1995	.00	.00	.00	.00	.00	.00 %	.00	.00	.00	.00	.00
1996	.00	.00	.00	.00	.00	.00 %	.00	.00	.00	.00	.00
1997	.00	.00	.00	.00	.00	.00 %	.00	.00	.00	.00	.00
1998	.00	.00	.00	.00	.00	.00 %	.00	.00	.00	.00	.00
1999	.00	.00	.00	.00	.00	.00 %	.00	.00	.00	.00	.00
2000	.00	.00	.00	.00	.00	.00 %	.00	.00	.00	.00	.00
2001	.00	.00	.00	.00	.00	.00 %	.00	.00	.00	.00	.00
2002	.00	.00	.00	.00	.00	.00 %	.00	.00	.00	.00	.00
2003	.00	.00	.00	.00	.00	.00 %	.00	.00	.00	.00	.00
2004	.00	.00	.00	.00	.00	.00 %	.00	.00	.00	.00	.00
2005	.00	.00	.00	.00	.00	.00 %	.00	.00	.00	.00	.00
2006	.00	.00	.00	.00	.00	.00 %	.00	.00	.00	.00	.00
2007	155.78	.00	.00	.00	.00	.00 %	155.78	.00	.00	.00	.00
2008	151.05	.00	.00	.00	.00	.00 %	151.05	.00	.00	.00	.00
2009	169.93	.00	.00	.00	.00	.00 %	169.93	.00	.00	.00	.00
2010	170.29	.00	.00	.00	.00	.00 %	170.29	.00	.00	.00	.00
2011	157.07	.00	.00	.00	.00	.00 %	157.07	.00	.00	.00	.00
2012	249.24	.00	.00	.00	.00	.00 %	249.24	.00	.00	.00	.00
2013	249.24	.00	.00	.00	.00	.00 %	249.24	.00	.00	.00	.00
2014	245.65	.00	.00	.00	.00	.00 %	245.65	.00	.00	.00	.00
2015	245.65	.00	.00	.00	.00	.00 %	245.65	.00	.00	.00	.00
2016	282.50	.00	.00	.00	.00	.00 %	282.50	.00	.00	.00	.00
2017	324.88	.00	.00	.00	.00	.00 %	324.88	.00	.00	.00	.00
2018	2972.49	.00	2584.02	.00	2584.02	86.93 %	388.47	542.64	.00	.00	3126.66
TOTL	5373.77	.00	2584.02	.00	2584.02	48.09 %	2789.75	542.64	.00	.00	3126.66
2019	1480668.59	.00	1472894.66	.00	1472894.66	99.47 %	7773.93	719.51	.00	.00	1473614.17
ENTITY											
TOTL	1486042.36	.00	1475478.68	.00	1475478.68	99.29 %	10563.68	1262.15	.00	.00	1476740.83

SENNA HILLS M. U. D.
ANALYSIS OF TAXES COLLECTED FOR RECONCILIATION
FY 2019 - 2020

TAX YEAR	2019			Prior Years				TOTAL			
	General Fund	Debt Service Fund	Total	General Fund	Debt Service Fund	I & S Fund	Total	General Fund	Debt Service Fund	I & S Fund	Total
PERCENTAGE	\$ 0.1451	\$ 0.3200	\$ 0.4651				\$ -				\$ -
COLLECTIONS:											
OCT											
TAX ADJUSTMENTS	0.00	0.00	0.00	0.00	0.00	0.00	0.00	0.00	0.00	0.00	0.00
BASE TAX REV	0.00	0.00	0.00	0.00	0.00	0.00	0.00	0.00	0.00	0.00	0.00
TAXES	0.00	0.00	0.00	986.48	1,597.54	0.00	2,584.02	986.48	1,597.54	0.00	2,584.02
PENALTY	0.00	0.00	0.00	207.16	335.48	0.00	542.64	207.16	335.48	0.00	542.64
NOV											
TAX ADJUSTMENTS	0.00	0.00	0.00	0.00	0.00	0.00	0.00	0.00	0.00	0.00	0.00
BASE TAX REV	0.00	0.00	0.00	0.00	0.00	0.00	0.00	0.00	0.00	0.00	0.00
TAXES	30,347.27	66,927.12	97,274.39	0.00	0.00	0.00	0.00	30,347.27	66,927.12	0.00	97,274.39
PENALTY	0.00	0.00	0.00	0.00	0.00	0.00	0.00	0.00	0.00	0.00	0.00
DEC											
TAX ADJUSTMENTS	0.00	0.00	0.00	0.00	0.00	0.00	0.00	0.00	0.00	0.00	0.00
BASE TAX REV	0.00	0.00	0.00	0.00	0.00	0.00	0.00	0.00	0.00	0.00	0.00
TAXES	263,275.79	580,622.01	843,897.80	0.00	0.00	0.00	0.00	263,275.79	580,622.01	0.00	843,897.80
PENALTY	0.00	0.00	0.00	0.00	0.00	0.00	0.00	0.00	0.00	0.00	0.00
JAN											
TAX ADJUSTMENTS	0.00	0.00	0.00	0.00	0.00	0.00	0.00	0.00	0.00	0.00	0.00
BASE TAX REV	0.00	0.00	0.00	0.00	0.00	0.00	0.00	0.00	0.00	0.00	0.00
TAXES	151,725.20	334,611.07	486,336.27	0.00	0.00	0.00	0.00	151,725.20	334,611.07	0.00	486,336.27
PENALTY	0.00	0.00	0.00	0.00	0.00	0.00	0.00	0.00	0.00	0.00	0.00
FEB											
TAX ADJUSTMENTS	0.00	0.00	0.00	0.00	0.00	0.00	0.00	0.00	0.00	0.00	0.00
BASE TAX REV	0.00	0.00	0.00	0.00	0.00	0.00	0.00	0.00	0.00	0.00	0.00
TAXES	12,572.77	27,727.69	40,300.46	0.00	0.00	0.00	0.00	12,572.77	27,727.69	0.00	40,300.46
PENALTY	111.44	245.78	357.22	0.00	0.00	0.00	0.00	111.44	245.78	0.00	357.22
MAR											
TAX ADJUSTMENTS	0.00	0.00	0.00	0.00	0.00	0.00	0.00	0.00	0.00	0.00	0.00
BASE TAX REV	0.00	0.00	0.00	0.00	0.00	0.00	0.00	0.00	0.00	0.00	0.00
TAXES	1,586.63	3,499.11	5,085.74	0.00	0.00	0.00	0.00	1,586.63	3,499.11	0.00	5,085.74
PENALTY	113.03	249.26	362.29	0.00	0.00	0.00	0.00	113.03	249.26	0.00	362.29
APR											
TAX ADJUSTMENTS	0.00	0.00	0.00	0.00	0.00	0.00	0.00	0.00	0.00	0.00	0.00
BASE TAX REV	0.00	0.00	0.00	0.00	0.00	0.00	0.00	0.00	0.00	0.00	0.00
TAXES	0.00	0.00	0.00	0.00	0.00	0.00	0.00	0.00	0.00	0.00	0.00
PENALTY	0.00	0.00	0.00	0.00	0.00	0.00	0.00	0.00	0.00	0.00	0.00
MAY											
TAX ADJUSTMENTS	0.00	0.00	0.00	0.00	0.00	0.00	0.00	0.00	0.00	0.00	0.00
BASE TAX REV	0.00	0.00	0.00	0.00	0.00	0.00	0.00	0.00	0.00	0.00	0.00
TAXES	0.00	0.00	0.00	0.00	0.00	0.00	0.00	0.00	0.00	0.00	0.00
PENALTY	0.00	0.00	0.00	0.00	0.00	0.00	0.00	0.00	0.00	0.00	0.00
JUN											
TAX ADJUSTMENTS	0.00	0.00	0.00	0.00	0.00	0.00	0.00	0.00	0.00	0.00	0.00
BASE TAX REV	0.00	0.00	0.00	0.00	0.00	0.00	0.00	0.00	0.00	0.00	0.00
TAXES	0.00	0.00	0.00	0.00	0.00	0.00	0.00	0.00	0.00	0.00	0.00
PENALTY	0.00	0.00	0.00	0.00	0.00	0.00	0.00	0.00	0.00	0.00	0.00
JUL											
TAX ADJUSTMENTS	0.00	0.00	0.00	0.00	0.00	0.00	0.00	0.00	0.00	0.00	0.00
BASE TAX REV	0.00	0.00	0.00	0.00	0.00	0.00	0.00	0.00	0.00	0.00	0.00
TAXES	0.00	0.00	0.00	0.00	0.00	0.00	0.00	0.00	0.00	0.00	0.00
PENALTY	0.00	0.00	0.00	0.00	0.00	0.00	0.00	0.00	0.00	0.00	0.00
AUG											
TAX ADJUSTMENTS	0.00	0.00	0.00	0.00	0.00	0.00	0.00	0.00	0.00	0.00	0.00
BASE TAX REV	0.00	0.00	0.00	0.00	0.00	0.00	0.00	0.00	0.00	0.00	0.00
TAXES	0.00	0.00	0.00	0.00	0.00	0.00	0.00	0.00	0.00	0.00	0.00
PENALTY	0.00	0.00	0.00	0.00	0.00	0.00	0.00	0.00	0.00	0.00	0.00
SEP											
TAX ADJUSTMENTS	0.00	0.00	0.00	0.00	0.00	0.00	0.00	0.00	0.00	0.00	0.00
BASE TAX REV	0.00	0.00	0.00	0.00	0.00	0.00	0.00	0.00	0.00	0.00	0.00
TAXES	0.00	0.00	0.00	0.00	0.00	0.00	0.00	0.00	0.00	0.00	0.00
PENALTY	0.00	0.00	0.00	0.00	0.00	0.00	0.00	0.00	0.00	0.00	0.00
TOTAL											
BASE TAX REV	0.00	0.00	0.00	0.00	0.00	0.00	0.00	0.00	0.00	0.00	0.00
TAXES	459,507.67	1,013,386.99	1,472,894.66	986.48	1,597.54	0.00	2,584.02	460,494.15	1,014,984.53	0.00	1,475,478.68
PENALTY	224.47	495.04	719.51	207.16	335.48	0.00	542.64	431.63	830.52	0.00	1,262.15
TOTAL DISTRIBUTION	459,732.14	1,013,882.03	1,473,614.17	1,193.64	1,933.02	0.00	3,126.66	460,925.78	1,015,815.05	0.00	1,474,740.83
BEGINNING											
TAXES RECEIVABLE	461,932.94	1,018,735.65	1,480,668.59	1,882.56	3,404.95	86.26	5,373.77	463,815.50	1,022,140.60	86.26	1,486,042.36
TAX ADJUSTMENTS	0.00	0.00	0.00	0.00	0.00	0.00	0.00	0.00	0.00	0.00	0.00
BASE TAX REV	0.00	0.00	0.00	0.00	0.00	0.00	0.00	0.00	0.00	0.00	0.00
LESS: COLLECTIONS	(459,507.67)	(1,013,386.99)	(1,472,894.66)	(986.48)	(1,597.54)	0.00	(2,584.02)	(460,494.15)	(1,014,984.53)	0.00	(1,475,478.68)
TAX REC @ END OF PERIOD	2,425.28	5,348.65	7,773.93	896.08	1,807.41	86.26	2,789.75	3,321.36	7,156.07	86.26	10,563.68

Tax Collection as of 2/29/20	460,925.78
Less: 60 day subsequent adjustment	(986.48)
Total Distribution	459,939.30

	1,015,815.05	0.00	1,476,740.83
	(1,597.54)	0.00	(2,584.02)
	1,014,217.51	0.00	1,474,156.81

Financial Statements

Senna Hills M.U.D.

Accountant's Compilation Report

March 31, 2020

The District is responsible for the accompanying financial statements of the governmental activities of Senna Hills M.U.D., as of and for the six months ended March 31, 2020, which collectively comprise the District's basic financial statements - governmental funds in accordance with the accounting principles generally accepted in the United States of America. We have performed a compilation engagement in accordance with Statements on Standards for Accounting and Review Services promulgated by the Accounting and Review Services Committee of the AICPA. We did not audit or review the financial statements nor were we required to perform any procedures to verify the accuracy or completeness of the information provided by management. Accordingly, we do not express an opinion, a conclusion, nor provide any form of assurance on these financial statements.

The District has omitted the management's discussion and analysis, the Statement of Net Assets, and Statement of Activities that the Governmental Accounting Standards Board required to be presented to supplement the basic financial statements. Such missing information, although not a part of the basic financial statements, is required by the Governmental Accounting Standards Board who considers it to be an essential part of financial reporting for placing the basic financial statements in an appropriate operational, economic, or historic context.

In addition, the District has elected to omit substantially all of the disclosures and the statement of cash flows required by accounting principles generally accepted in the United States of America. If the omitted disclosures and components required by GASB 34 were included in the financial statements, they might influence the user's conclusions about the District's financial position, results of operations, and cash flows. Accordingly, these financial statements are not designed for those who are not informed about such matters.

Accounting principles generally accepted in the United States of America require that budgetary comparison information be presented to supplement the basic financial statements. Such information is presented for purposes of additional analysis and, although not a required part of the basic financial statements, is required by the Governmental Accounting Standards Board who considers it to be an essential part of financial reporting and for placing the basic financial statements in an appropriate operational, economic, or historical context. Such information is the responsibility of management. The required supplementary information was subject to our compilation engagement. We have not audited or reviewed the required supplementary information and do not express an opinion, a conclusion, nor provide any assurance on such information.

Supplementary Information

The supplementary information contained in the schedules described in the Supplementary Information Index is presented for purposes of additional analysis and is not a required part of the basic financial statements. This information is the representation of management. The information was subject to our compilation engagement, however, we have not audited or reviewed the supplementary information and, accordingly, do not express an opinion, a conclusion, nor provide any form of assurance on such supplementary information.

We are not independent with respect to Senna Hills M.U.D.


BOTT & DOUTHITT, P.L.L.C.

April 14, 2020
Round Rock, TX

**Senna Hills Municipal Utility District
Governmental Funds Balance Sheet
March 31, 2020**

	Governmental Funds			Governmental Funds Total
	General Fund	Debt Service Fund	Capital Projects Fund	
Assets				
Cash and Cash Equivalents				
Cash	\$ 317,780.58	\$ -	\$ -	\$ 317,780.58
Cash Equivalents	2,758,700.96	1,364,030.97	-	4,122,731.93
Receivables				
Service Accounts, net of allowance for doubtful accounts of \$1,000	53,969.25	-	-	53,969.25
Accrued Service Revenue	43,103.34	-	-	43,103.34
Property Taxes	3,321.36	7,242.32	-	10,563.68
Interfund	1,699.66	-	-	1,699.66
Other	1,176.66	-	-	1,176.66
Total Assets	\$ 3,179,751.81	\$ 1,371,273.29	\$ -	\$ 4,551,025.10
Liabilities				
Accounts Payable	\$ 50,660.08	\$ -	\$ -	\$ 50,660.08
Accrued Expenses	13,656.63	-	-	13,656.63
Due to TCEQ	840.14	-	-	840.14
Customer Deposits	51,079.30	-	-	51,079.30
Unclaimed Property	843.52	-	-	843.52
Payroll Liability	459.04	-	-	459.04
Interfund	-	1,699.66	-	1,699.66
Total Liabilities	117,538.71	1,699.66	-	119,238.37
Deferred Inflows of Resources				
Property Taxes	3,321.36	7,242.32	-	10,563.68
Total Deferred Inflows of Resources	3,321.36	7,242.32	-	10,563.68
Fund Balance				
Fund Balances:				
Restricted for				
Debt Service	-	1,362,331.31	-	1,362,331.31
Capital Projects	-	-	-	-
Unassigned	3,058,891.74	-	-	3,058,891.74
Total Fund Balances	3,058,891.74	1,362,331.31	-	4,421,223.05
Total Liabilities, Deferred Inflows of Resources and Fund Balance	\$ 3,179,751.81	\$ 1,371,273.29	\$ -	\$ 4,551,025.10

See Accountants' Report.

**Senna Hills Municipal Utility District
Statement of Revenues,
Expenditures & Changes in Fund Balance-Governmental Funds
October 1, 2019 - March 31, 2020**

	Governmental Funds			Governmental Funds Total
	General Fund	Debt Service Fund	Capital Projects Fund	
Revenues:				
Property taxes, including penalties	\$ 459,939.29	\$ 1,014,217.52	\$ -	\$ 1,474,156.81
Service revenues, including penalties	399,621.51	-	-	399,621.51
Interest Income	22,060.69	8,973.72	-	31,034.41
Miscellaneous Income	2,706.49	-	-	2,706.49
Total Revenues	884,327.98	1,023,191.24	-	1,907,519.22
Expenditures:				
District Facilities -				
Bulk Water Purchases	118,053.45	-	-	118,053.45
Operations Fees	36,549.93	-	-	36,549.93
Repair & Maintenance	59,224.47	-	-	59,224.47
Sludge Hauling	11,477.50	-	-	11,477.50
Chemicals/Lab Fees	12,657.34	-	-	12,657.34
Landscaping	28,042.97	-	-	28,042.97
Utilities & Telephone	26,898.99	-	-	26,898.99
Permit Fees	2,354.50	-	-	2,354.50
Administrative Services -				
Director Fees	6,297.56	-	-	6,297.56
Insurance	4,812.78	-	-	4,812.78
Tax Assessor/Collector Fees	1,248.54	2,753.51	-	4,002.05
Website	2,300.00	-	-	2,300.00
Miscellaneous Expense	1,201.50	40.00	-	1,241.50
Professional Fees -				
Legal fees	48,468.60	-	-	48,468.60
Accounting fees	12,450.00	-	-	12,450.00
Engineering fees	10,351.75	-	-	10,351.75
Audit Fees	10,750.00	-	-	10,750.00
Debt Service				
Fiscal Agent Fees	-	1,000.00	-	1,000.00
Bond Interest	-	185,006.27	-	185,006.27
Capital Outlay	631.26	-	-	631.26
Total Expenditures	393,771.14	188,799.78	-	582,570.92
Excess/(Deficiency) of Revenues over Expenditures	490,556.84	834,391.46	-	1,324,948.30
Fund Balance, October 1, 2019	2,568,334.90	527,939.85	-	3,096,274.75
Fund Balance, March 31, 2020	\$ 3,058,891.74	\$ 1,362,331.31	\$ -	\$ 4,421,223.05

See Accountants' Report.

Supplementary Information

Index

General Fund

- Budgetary Comparison Schedule
- Revenues & Expenditures: Actual + Budgeted
- Cash Reconciliations
- A/P Aging Summary
- Adjustments Journal
- General Ledger

Debt Service Fund

- Debt Service Schedule
- Adjustments Journal
- General Ledger

General Fund

**Senna Hills Municipal Utility District
Budgetary Comparison Schedule-General Fund
March 31, 2020**

	CURRENT MONTH			YEAR TO DATE		
	Actual	Budget	Difference	Actual	Budget	Difference
Revenues:						
Property taxes, including penalties	\$ 1,699.66	\$ -	\$ 1,699.66	\$ 459,939.29	\$ 461,615.00	\$ (1,675.71)
Service Accounts -						
Basic Service Fees	11,865.15	12,129.00	(263.85)	71,000.99	72,774.00	(1,773.01)
Water Service Fees	14,492.00	18,635.00	(4,143.00)	144,483.19	134,584.00	9,899.19
Sewer Service Fees	29,317.18	28,700.00	617.18	172,753.59	172,200.00	553.59
Drainage Service Fees	1,628.00	1,625.00	3.00	9,708.78	9,750.00	(41.22)
Service Accounts Penalties	-	357.00	(357.00)	1,674.96	2,277.00	(602.04)
Interest income	3,384.01	3,750.00	(365.99)	22,060.69	22,500.00	(439.31)
Miscellaneous Income	545.50	-	545.50	2,706.49	-	2,706.49
Total Revenues	62,931.50	65,196.00	(2,264.50)	884,327.98	875,700.00	8,627.98
Expenditures:						
District Facilities -						
Bulk Water Purchases	13,521.68	15,211.00	1,689.32	97,001.63	99,234.00	2,232.37
LCRA Raw Water	683.91	968.00	284.09	6,406.84	6,993.00	586.16
LCRA Reservation	2,440.83	2,441.00	0.17	14,644.98	14,646.00	1.02
Operations Fees	6,094.56	7,750.00	1,655.44	36,549.93	46,500.00	9,950.07
Repairs & Maintenance - Water	706.51	3,000.00	2,293.49	3,925.84	18,000.00	14,074.16
Repairs & Maintenance - WWTP	2,979.54	9,000.00	6,020.46	41,047.88	54,000.00	12,952.12
Repairs & Maintenance - L/S	1,379.47	2,000.00	620.53	13,238.63	12,000.00	(1,238.63)
Repairs & Maintenance - Drainage	-	-	-	862.12	850.00	(12.12)
Meter Replacement	30.00	200.00	170.00	150.00	1,200.00	1,050.00
Sludge Hauling	2,640.00	3,500.00	860.00	11,477.50	21,000.00	9,522.50
Lab Fees	180.77	3,000.00	2,819.23	7,913.44	18,000.00	10,086.56
Chemicals	322.00	1,250.00	928.00	4,743.90	7,500.00	2,756.10
Landscaping	5,135.00	5,100.00	(35.00)	28,042.97	30,600.00	2,557.03
Irrigation Expense	-	1,500.00	1,500.00	-	9,000.00	9,000.00
Utilities	3,912.32	4,000.00	87.68	22,732.27	24,000.00	1,267.73
Telephone	696.31	775.00	78.69	4,166.72	4,650.00	483.28
Permit Fees	-	-	-	2,354.50	2,350.00	(4.50)
Capital Outlay - WWTP Expansion	-	-	-	631.26	-	(631.26)
Administrative Services -						
Director Fees	1,130.33	1,134.00	3.67	6,297.56	5,832.00	(465.56)
Insurance	-	-	-	4,812.78	4,500.00	(312.78)
Tax Appraisal/Collection Fees	497.38	1,000.00	502.62	1,248.54	2,300.00	1,051.46
Website	250.00	200.00	(50.00)	2,300.00	1,550.00	(750.00)
Miscellaneous	197.50	250.00	52.50	1,201.50	1,500.00	298.50
Professional Fees -						
Legal Fees	10,325.10	6,500.00	(3,825.10)	48,468.60	39,000.00	(9,468.60)
Accounting Fees	1,950.00	1,950.00	-	12,450.00	12,450.00	-
Engineering Fees	3,387.01	3,000.00	(387.01)	10,351.75	18,000.00	7,648.25
Audit Fees	-	-	-	10,750.00	11,000.00	250.00
Total Expenditures	58,460.22	73,729.00	15,268.78	393,771.14	466,655.00	72,883.86
Excess/(Deficiency) of Revenues over Expenditures	\$ 4,471.28	\$ (8,533.00)	\$ 13,004.28	\$ 490,556.84	\$ 409,045.00	\$ 81,511.84

See Accountants' Report.

**Senna Hills M.U.D.
Revenues and Expenditures - General Fund: Actual + Budgeted
Fiscal Year 2019-2020**

Category	Actual 9/20/2019	Actual Oct-19	Actual Nov-19	Actual Dec-19	Actual Jan-20	Actual Feb-20	Actual Mar-20	Budget Apr-20	Budget May-20	Budget Jun-20	Budget Jul-20	Budget Aug-20	Budget Sep-20	Projected Actual	Projected Variance
Revenues:															
Property Tax Revenues	\$ 461,614	\$ 207	\$ 30,347	\$ 263,276	\$ 151,725	\$ 12,684	\$ 1,700	\$ -	\$ -	\$ -	\$ -	\$ -	\$ -	\$ 459,939	\$ (1,675)
Service Accounts -															
Basic Service Fees	145,550	11,848	11,747	11,845	11,849	11,846	11,865	12,129	12,129	12,129	12,129	12,129	12,131	143,777	(1,773)
Water Service Fees	356,753	47,780	28,328	22,120	17,337	14,426	14,492	24,846	20,705	20,705	45,936	54,989	54,989	366,653	9,899
Sewer Service Fees	344,400	29,582	28,572	26,714	26,514	26,524	26,317	28,700	28,700	28,700	28,700	28,700	28,700	344,954	554
Drainage Service Fees	19,500	1,617	1,596	1,624	1,624	1,624	1,628	1,625	1,625	1,625	1,625	1,625	1,625	19,459	(41)
Service Accounts Penalties	5,080	794	(173)	643	202	209	-	394	369	369	531	375	575	4,478	(803)
	871,284	91,022	70,059	64,942	59,637	56,639	57,202	67,694	63,328	63,328	88,911	98,018	98,020	879,130	8,037
Interest Income	45,000	4,127	3,545	3,639	3,653	3,713	3,384	3,750	3,750	3,750	3,750	3,750	3,750	44,561	(439)
Miscellaneous Income	-	-	1,777	984	-	-	546	-	-	-	-	-	-	2,706	2,706
Total Revenues	1,377,898	95,356	105,138	332,842	215,005	75,056	62,932	71,444	67,278	67,278	92,861	101,770	101,770	1,386,527	8,629
Expenditures:															
District Facilities -															
Water Purchases -															
Potable Water - PUJ	228,165	22,512	18,238	15,095	14,000	13,634	13,522	17,384	15,935	15,935	24,627	27,525	27,525	205,933	2,232
Raw Water - LCRA	18,394	2,013	1,352	907	752	700	684	1,291	1,076	1,076	2,366	2,796	2,796	17,808	586
Reservation Fee - LCRA	29,250	2,441	2,441	2,441	2,441	2,441	2,441	2,441	2,441	2,441	2,441	2,440	2,440	29,289	1
Operations & Management	93,000	6,320	6,036	6,068	6,030	6,001	6,095	7,750	7,750	7,750	7,750	7,750	7,750	83,050	9,950
Repairs & Maint. - Water	36,000	82	197	514	1,796	631	707	3,000	3,000	3,000	3,000	3,000	3,000	21,926	14,074
Repairs & Maint. - WWTP	130,000	3,402	2,705	9,401	9,454	12,807	2,980	9,000	9,000	9,000	9,000	9,000	9,000	117,048	12,952
Repairs & Maint. - Lift Station	67,000	2,076	8,569	1,190	1,190	24	1,379	2,000	2,000	2,000	2,000	2,000	2,000	68,239	(1,239)
Repairs & Maint. - Drainage	30,000	-	-	-	305	557	-	-	-	-	-	-	-	29,150	(850)
Meter Replacement	2,400	-	36	30	30	30	30	200	200	200	200	200	200	1,350	1,050
Sludge Hauling	42,000	1,863	875	4,920	1,680	3,500	2,640	3,500	3,500	3,500	3,500	3,500	3,500	32,478	9,522
Lab Fees	36,000	3,000	2,511	1,150	795	256	181	3,000	3,000	3,000	3,000	3,000	3,000	25,913	10,087
Chemicals	15,000	540	540	2,262	2,262	540	322	1,250	1,250	1,250	1,250	1,250	1,250	12,244	2,756
Landscaping	66,200	6,025	5,416	5,426	3,191	2,850	5,135	5,100	5,100	5,100	5,100	5,100	5,100	63,643	2,557
Irrigation Expense	18,000	-	-	-	-	-	-	1,500	1,500	1,500	1,500	1,500	1,500	9,000	9,000
Utilities	48,000	3,474	3,621	3,991	3,912	3,745	3,912	4,000	4,000	4,000	4,000	4,000	4,000	46,732	1,268
Telephone	9,300	683	703	694	699	691	696	775	775	775	775	775	775	8,817	483
Permit Fees	2,500	1,250	1,005	100	-	-	-	-	-	-	-	-	-	2,505	(5)
Membrane Reserve	15,000	-	-	-	-	-	-	-	-	-	-	-	-	15,000	-
Capital Outlay-WWTP Expansion	-	-	631	-	-	-	-	-	-	-	-	-	-	631	(631)
Capital Outlay-Pond Liner	250,000	-	-	-	-	-	-	-	-	-	-	-	-	250,000	-
Capital Outlay-Water Meters	206,000	-	-	-	-	-	-	-	-	-	-	-	-	206,000	-
Capital Outlay-Road Improvements	50,000	-	-	-	-	-	-	-	-	-	-	-	-	50,000	-
Subtotal-District Facilities	1,392,249	55,281	46,320	60,045	48,615	44,907	40,723	62,181	60,527	60,527	70,509	73,836	73,836	1,317,616	74,633
Administrative Services -															
Director Fees	11,988	-	1,938	1,130	646	1,453	1,130	1,134	810	1,134	810	1,134	1,134	12,454	(466)
Insurance	4,500	-	-	4,813	-	-	-	-	-	-	-	-	-	4,813	(313)
Tax Appraisal/Collection Fees	4,300	-	254	497	-	-	497	-	-	1,000	-	-	1,000	3,249	1,051
Public Notices	6,000	-	-	-	-	-	-	-	-	-	-	-	-	2,000	4,000
Website	3,000	-	450	550	250	250	250	200	200	200	200	200	3,450	6,750	
Miscellaneous	31,768	718	2,907	7,165	1,092	1,883	2,075	1,584	1,260	2,894	1,260	1,584	1,584	2,702	299
Subtotal-Admin. Services	63,564	718	2,907	13,700	2,040	2,786	2,972	2,518	1,760	2,894	1,260	1,584	1,584	31,966	(1,778)
Professional Fees -															
Legal Fees	78,000	7,358	7,235	5,206	6,847	11,407	10,325	6,500	6,500	6,500	6,500	6,500	6,500	87,469	(9,469)
Accounting Fees	24,150	1,950	1,950	1,950	2,700	1,950	1,950	1,950	1,950	1,950	1,950	1,950	1,950	24,150	-
Engineering Fees	41,000	1,524	1,054	1,012	2,074	3,367	3,367	3,000	3,000	3,000	3,000	3,000	3,000	33,252	7,648
Audit Fees	11,000	-	-	8,000	2,750	-	-	-	-	-	-	-	-	10,750	250
Subtotal-Professional Fees	154,150	10,832	10,210	16,258	11,620	17,438	15,662	11,450	11,450	11,450	11,450	11,450	11,450	135,770	(1,770)
Total Expenditures	1,578,187	66,831	59,437	83,467	64,328	64,228	56,440	75,225	73,227	74,561	83,219	86,870	86,870	1,505,303	72,884
Excess/(Deficiency) of Revenues over Expenditures	\$ (200,289)	\$ 28,525	\$ 45,701	\$ 249,394	\$ 155,677	\$ 6,828	\$ 4,471	\$ (3,781)	\$ (5,959)	\$ (7,283)	\$ 9,442	\$ 14,898	\$ (616,650)	\$ 1,187,716	\$ 81,513

See Accountants Report.

**Senna Hills Municipal Utility District
Cash Account Reconciliations
March 31, 2020**

	ABC Bank		
	<u>Operating</u>	<u>Bookkeeper's</u>	<u>Total</u>
Beginning Bank Balance 3/01/2020	\$ 270,546.36	\$ 41,404.48	\$ 311,950.84
Cleared Transactions			
Checks and Payments	(62,972.93)	(34,700.61)	(97,673.54)
Deposits and Credits	<u>60,336.30</u>	<u>86,698.79</u>	<u>147,035.09</u>
Total Cleared Transactions	<u>(2,636.63)</u>	<u>51,998.18</u>	<u>49,361.55</u>
Ending Bank Balance 3/31/2020	267,909.73	93,402.66	361,312.39
Ousting Checks			
5347 07/16/2019 Customer Refund	-	(13.24)	(13.24)
5418 03/06/2020 Customer Refund	-	(192.82)	(192.82)
5421 03/11/2020 West Travis County PUA	-	(13,633.86)	(13,633.86)
5424 03/27/2020 Chet Palesko	-	(138.52)	(138.52)
5425 03/27/2020 Corey Newhouse	-	(138.53)	(138.53)
5426 03/27/2020 David Perl	-	(138.53)	(138.53)
5427 03/27/2020 Joe Szoo	-	(138.52)	(138.52)
5428 03/27/2020 Lisa S. McKenzie	-	(138.53)	(138.53)
5429 03/27/2020 David Perl	-	(138.52)	(138.52)
5430 03/27/2020 Lisa S. McKenzie	-	(138.52)	(138.52)
5431 03/27/2020 Badger Meter	-	(30.00)	(30.00)
5432 03/27/2020 Bott & Douthitt, P.L.L.C.	-	(1,950.00)	(1,950.00)
5433 03/27/2020 Inframark, LLC	-	(20,276.24)	(20,276.24)
5434 03/27/2020 Murfee Engineering Company	-	(1,330.98)	(1,330.98)
5436 03/27/2020 Zane Furr	<u>-</u>	<u>(5,135.00)</u>	<u>(5,135.00)</u>
Register Balance as of 3/31/2020	<u>\$ 267,909.73</u>	<u>\$ 49,870.85</u>	<u>\$ 317,780.58</u>

See Accountants' Report.

Senna Hills M.U.D. - GF
A/P Aging Summary
As of March 31, 2020

	Current	1 - 30	31 - 60	61 - 90	> 90	TOTAL
Badger Meter	30.00	0.00	0.00	0.00	0.00	30.00
Bott & Douthitt, P.L.L.C.	1,950.00	0.00	0.00	0.00	0.00	1,950.00
City of Austin	3,653.59	0.00	0.00	0.00	0.00	3,653.59
DSHS	0.00	53.72	0.00	0.00	0.00	53.72
Hot Dog Marketing, LLC	250.00	0.00	0.00	0.00	0.00	250.00
Inframark, LLC	11,609.13	0.00	0.00	0.00	0.00	11,609.13
LCRA	3,124.74	0.00	0.00	0.00	0.00	3,124.74
Murfee Engineering Company	3,387.01	0.00	0.00	0.00	0.00	3,387.01
Time Warner Cable	0.00	115.11	0.00	0.00	0.00	115.11
Wastewater Transport Services, LLC	2,640.00	0.00	0.00	0.00	0.00	2,640.00
West Travis County PUA	13,521.68	0.00	0.00	0.00	0.00	13,521.68
Willatt & Flickinger, PLLC	10,325.10	0.00	0.00	0.00	0.00	10,325.10
TOTAL	50,491.25	168.83	0.00	0.00	0.00	50,660.08

See Accountants' Report.

Senna Hills M.U.D. - GF
Adjustments Journal

March 2020

Date	Num	Memo	Account	Debit	Credit
03/31/2020	3.1	Record funds transfer	1055 · Logic - Operating	151,725.20	
		Record funds transfer	1173 · Due from Debt Service		151,725.20
		Record funds transfer	1055 · Logic - Operating	11,678.50	
		Record funds transfer	1173 · Due from Debt Service		11,678.50
				163,403.70	163,403.70
03/31/2020	3.2	Record tax collections	1173 · Due from Debt Service	1,699.66	
		Record tax collections	1410 · A/R - Property Taxes		1,586.63
		Record tax collections	2410 · Deferred Revenue	1,586.63	
		Record tax collections	4320 · Property Tax		1,586.63
		Record tax collections	4325 · Property Tax Penalty		113.03
				3,286.29	3,286.29
03/31/2020	3.3	Record deposit adjustment	2161 · Customer Deposits	400.00	
		Record deposit adjustment	4100 · Water Service Revenue		400.00
				400.00	400.00
03/31/2020	3.4	Record B&C reports	1150 · Accounts Receivable - Service	58,034.65	
		Record B&C reports	1150 · Accounts Receivable - Service		54.27
		Record B&C reports	4330 · Service Account Penalties		118.35
		Record B&C reports	4100 · Water Service Revenue		14,467.00
		Record B&C reports	4200 · Sewer Service Revenue		29,247.18
		Record B&C reports	4120 · Basic Service Revenue		11,840.35
		Record B&C reports	2139 · TCEQ Liability		277.50
		Record B&C reports	4250 · Drainage Revenue		1,620.00
		Record B&C reports	2161 · Customer Deposits		400.00
		Record B&C reports	4100 · Water Service Revenue		10.00
		Record B&C reports	4330 · Service Account Penalties	118.35	
		Record B&C reports	4100 · Water Service Revenue		15.00
		Record B&C reports	4200 · Sewer Service Revenue		70.00
		Record B&C reports	4120 · Basic Service Revenue		24.80
		Record B&C reports	2139 · TCEQ Liability		0.55
		Record B&C reports	4250 · Drainage Revenue		8.00
				58,153.00	58,153.00
03/31/2020	3.5	Record adjustment for deposits applied/refund...	4100 · Water Service Revenue	107.18	
		Record adjustment for deposits applied/refund...	1150 · Accounts Receivable - Service		107.18
				107.18	107.18
TOTAL				225,350.17	225,350.17

See Accountants' Report.

Senna Hills M.U.D. - GF
General Ledger

As of March 31, 2020

Type	Date	Num	Source Name	Memo	Amount	Balance
1010 · Cash - Checking ABC Bank						208,050.89
Deposit	03/02/2020			Lockbox	150.48	208,201.37
Deposit	03/04/2020			Credit Card	895.46	209,096.83
Deposit	03/04/2020			ECheck	617.87	209,714.70
Deposit	03/04/2020			Lockbox	1,421.88	211,136.58
Deposit	03/05/2020			Credit Card	119.37	211,255.95
Deposit	03/05/2020			ECheck	359.60	211,615.55
Deposit	03/05/2020			Lockbox	403.72	212,019.27
Deposit	03/06/2020			Lockbox	401.34	212,420.61
Deposit	03/07/2020			ECheck	119.37	212,539.98
Deposit	03/08/2020			Credit Card	121.22	212,661.20
Deposit	03/09/2020			Credit Card	256.24	212,917.44
Deposit	03/09/2020			ECheck	326.58	213,244.02
Deposit	03/09/2020			Lockbox	758.86	214,002.88
Deposit	03/10/2020			Credit Card	141.89	214,144.77
Deposit	03/10/2020			Usan	136.86	214,281.63
Deposit	03/10/2020			ECheck	134.45	214,416.08
Deposit	03/10/2020			Lockbox	4,089.82	218,505.90
Deposit	03/11/2020			ECheck	139.47	218,645.37
Deposit	03/11/2020			Lockbox	1,114.35	219,759.72
Deposit	03/12/2020			Deposit	2,657.71	222,417.43
Deposit	03/12/2020			Usan	1,691.73	224,109.16
Deposit	03/12/2020			ECheck	141.89	224,251.05
Deposit	03/12/2020			Lockbox	1,345.45	225,596.50
Deposit	03/13/2020			Credit Card	1,563.80	227,160.30
Deposit	03/13/2020			Usan	763.88	227,924.18
Deposit	03/13/2020			Lockbox	661.99	228,586.17
Deposit	03/15/2020			Credit Card	126.81	228,712.98
Deposit	03/16/2020			Usan	385.66	229,098.64
Deposit	03/16/2020			Lockbox	1,217.07	230,315.71
Deposit	03/17/2020			Credit Card	70.35	230,386.06
Deposit	03/17/2020			Usan	530.33	230,916.39
Deposit	03/17/2020			ECheck	144.50	231,060.89
Deposit	03/17/2020			Lockbox	2,081.09	233,141.98
Deposit	03/18/2020			Credit Card	209.32	233,351.30
Deposit	03/18/2020			Deposit	98.46	233,449.76
Deposit	03/18/2020			Lockbox	1,233.30	234,683.06
Deposit	03/19/2020			Credit Card	109.32	234,792.38
Deposit	03/19/2020			Usan	570.16	235,362.54
Deposit	03/19/2020			Lockbox	1,612.68	236,975.22
Deposit	03/20/2020			Usan	119.37	237,094.59
Deposit	03/20/2020			ECheck	233.04	237,327.63
Deposit	03/20/2020			Lockbox	1,480.70	238,808.33
Deposit	03/22/2020			Credit Card	134.45	238,942.78
Deposit	03/22/2020			ECheck	213.84	239,156.62
Deposit	03/23/2020			Monthly ACH Draft	23,184.59	262,341.21
Deposit	03/23/2020			Lockbox	1,671.82	264,013.03
Deposit	03/24/2020			Credit Card	3,326.13	267,339.16
Deposit	03/24/2020			ECheck	124.40	267,463.56
Deposit	03/24/2020			Lockbox	169.88	267,633.44
Deposit	03/25/2020			Credit Card	131.25	267,764.69
Deposit	03/25/2020			Lockbox	126.81	267,891.50
Deposit	03/26/2020			Credit Card	205.73	268,097.23
Check	03/31/2020			Service Charge	(187.50)	267,909.73
Total 1010 · Cash - Checking ABC Bank					59,858.84	267,909.73
1011 · Cash - ABC Bookkeeper's Account						49,990.82
Bill Pmt -Ch...	03/03/2020	5413	Time Warner Cable	Internet - February 2020	(115.11)	49,875.71
Bill Pmt -Ch...	03/03/2020	5414	Waste Management of Texas, Inc.	Garbage Service - March 2020	(268.31)	49,607.40
Bill Pmt -Ch...	03/06/2020	5415	City of Austin		(536.88)	49,070.52
Bill Pmt -Ch...	03/06/2020	5416	LCRA	Raw Water - February 2020	(3,140.62)	45,929.90
Bill Pmt -Ch...	03/06/2020	5417		Customer Refund	(26.23)	45,903.67
Bill Pmt -Ch...	03/06/2020	5418		Customer Refund	(192.82)	45,710.85
Bill Pmt -Ch...	03/06/2020	5419		Customer Refund	(73.77)	45,637.08
Bill Pmt -Ch...	03/11/2020	5420	A T & T	Telephone - March 2020	(581.20)	45,055.88
Bill Pmt -Ch...	03/11/2020	5421	West Travis County PUA	Potable Water - February 2020	(13,633.86)	31,422.02
Bill Pmt -Ch...	03/17/2020	5422	City of Austin		(2,946.87)	28,475.15
Bill Pmt -Ch...	03/18/2020	5423	Travis Central Appraisal District	Appraisal Fees - 2nd Quarter 2020	(1,594.30)	26,880.85
Paycheck	03/27/2020	5424	Chet Palesko		(138.52)	26,742.33
Paycheck	03/27/2020	5425	Corey Newhouse		(138.53)	26,603.80
Paycheck	03/27/2020	5426	David Perl		(138.53)	26,465.27
Paycheck	03/27/2020	5427	Joe Szoo		(138.52)	26,326.75
Paycheck	03/27/2020	5428	Lisa S. McKenzie		(138.53)	26,188.22
Paycheck	03/27/2020	5429	David Perl	Director Fees - March 4, 2020 Meeting	(138.52)	26,049.70
Paycheck	03/27/2020	5430	Lisa S. McKenzie	Director Fees - March 4, 2020 Meeting	(138.52)	25,911.18
Bill Pmt -Ch...	03/27/2020	5431	Badger Meter	Orion Cellular Lte Service Unit	(30.00)	25,881.18
Bill Pmt -Ch...	03/27/2020	5432	Bot & Douthitt, P.L.L.C.	Accounting Fees - February 2020	(1,950.00)	23,931.18
Bill Pmt -Ch...	03/27/2020	5433	Inframark, LLC		(20,276.24)	3,654.94
Bill Pmt -Ch...	03/27/2020	5434	Murfee Engineering Company		(1,330.98)	2,323.96
Bill Pmt -Ch...	03/27/2020	5435	Willatt & Flickinger, PLLC	Legal Fees through March 13, 2020	(11,406.90)	(9,082.94)
Bill Pmt -Ch...	03/27/2020	5436	Zane Furr	Landscape Maintenance - March 2020	(5,135.00)	(14,217.94)
Transfer	03/27/2020			Funds Transfer	23,000.00	8,782.06
Transfer	03/27/2020			Funds Transfer	41,098.79	49,880.85
Check	03/31/2020			Service Charge	(10.00)	49,870.85
Total 1011 · Cash - ABC Bookkeeper's Account					(119.97)	49,870.85
1055 · Logic - Operating						2,656,012.04
Transfer	03/27/2020			Funds Transfer	(23,000.00)	2,633,012.04

See Accountants' Report.

Senna Hills M.U.D. - GF
General Ledger

As of March 31, 2020

Type	Date	Num	Source Name	Memo	Amount	Balance
Transfer	03/27/2020			Funds Transfer	(41,098.79)	2,591,913.25
General Jour...	03/31/2020	3.1		Record funds transfer	163,403.70	2,755,316.95
Deposit	03/31/2020			Interest	3,384.01	2,758,700.96
Total 1055 · Logic - Operating					102,688.92	2,758,700.96
1150 · Accounts Receivable - Service						54,484.68
Deposit	03/02/2020			Lockbox	(150.48)	54,334.20
Deposit	03/04/2020			Credit Card	(895.46)	53,438.74
Deposit	03/04/2020			ECheck	(617.87)	52,820.87
Deposit	03/04/2020			Lockbox	(1,421.88)	51,398.99
Deposit	03/05/2020			Credit Card	(119.37)	51,279.62
Deposit	03/05/2020			ECheck	(359.60)	50,920.02
Deposit	03/05/2020			Lockbox	(403.72)	50,516.30
Deposit	03/06/2020			Lockbox	(401.34)	50,114.96
Deposit	03/07/2020			ECheck	(119.37)	49,995.59
Deposit	03/08/2020			Credit Card	(121.22)	49,874.37
Deposit	03/09/2020			Credit Card	(256.24)	49,618.13
Deposit	03/09/2020			ECheck	(326.58)	49,291.55
Deposit	03/09/2020			Lockbox	(758.66)	48,532.69
Deposit	03/10/2020			Credit Card	(141.89)	48,390.80
Deposit	03/10/2020			Uscan	(136.86)	48,253.94
Deposit	03/10/2020			ECheck	(134.45)	48,119.49
Deposit	03/10/2020			Lockbox	(4,089.82)	44,029.67
Deposit	03/11/2020			ECheck	(139.47)	43,890.20
Deposit	03/11/2020			Lockbox	(1,114.35)	42,775.85
Deposit	03/12/2020			Uscan	(1,691.73)	41,084.12
Deposit	03/12/2020			ECheck	(141.89)	40,942.23
Deposit	03/12/2020			Lockbox	(1,345.45)	39,596.78
Deposit	03/13/2020			Credit Card	(1,563.80)	38,032.98
Deposit	03/13/2020			Uscan	(763.88)	37,269.10
Deposit	03/15/2020			Lockbox	(661.99)	36,607.11
Deposit	03/16/2020			Credit Card	(126.81)	36,480.30
Deposit	03/16/2020			Uscan	(385.66)	36,094.64
Deposit	03/17/2020			Lockbox	(1,217.07)	34,877.57
Deposit	03/17/2020			Credit Card	(70.35)	34,807.22
Deposit	03/17/2020			Uscan	(530.33)	34,276.89
Deposit	03/17/2020			ECheck	(144.50)	34,132.39
Deposit	03/18/2020			Lockbox	(2,081.09)	32,051.30
Deposit	03/18/2020			Credit Card	(209.32)	31,841.98
Deposit	03/18/2020			Deposit	(98.46)	31,743.52
Deposit	03/18/2020			Lockbox	(1,233.30)	30,510.22
Deposit	03/19/2020			Credit Card	(109.32)	30,400.90
Deposit	03/19/2020			Uscan	(570.16)	29,830.74
Deposit	03/19/2020			Lockbox	(1,612.68)	28,218.06
Deposit	03/20/2020			Uscan	(119.37)	28,098.69
Deposit	03/20/2020			ECheck	(233.04)	27,865.65
Deposit	03/20/2020			Lockbox	(1,480.70)	26,384.95
Deposit	03/22/2020			Credit Card	(134.45)	26,250.50
Deposit	03/22/2020			ECheck	(213.84)	26,036.66
Deposit	03/23/2020			Monthly ACH Draft	(23,184.59)	2,852.07
Deposit	03/23/2020			Lockbox	(1,671.82)	1,180.25
Deposit	03/24/2020			Credit Card	(3,326.13)	(2,145.88)
Deposit	03/24/2020			ECheck	(124.40)	(2,270.28)
Deposit	03/24/2020			Lockbox	(169.88)	(2,440.16)
Deposit	03/25/2020			Credit Card	(131.25)	(2,571.41)
Deposit	03/25/2020			Lockbox	(126.81)	(2,698.22)
Deposit	03/26/2020			Credit Card	(205.73)	(2,903.95)
General Jour...	03/31/2020	3.4		Record B&C reports	58,034.65	55,130.70
General Jour...	03/31/2020	3.4		Record B&C reports	(54.27)	55,076.43
General Jour...	03/31/2020	3.5		Record adjustment for deposits applie...	(107.18)	54,969.25
Total 1150 · Accounts Receivable - Service					484.57	54,969.25
1301 · Allowance for Doubtful Accounts						(1,000.00)
Total 1301 · Allowance for Doubtful Accounts						(1,000.00)
1220 · Accrued Service Revenue						43,103.34
Total 1220 · Accrued Service Revenue						43,103.34
1410 · A/R - Property Taxes						4,907.99
General Jour...	03/31/2020	3.2		Record tax collections	(1,586.63)	3,321.36
Total 1410 · A/R - Property Taxes					(1,586.63)	3,321.36
1212 · A/R - Other						1,176.66
Total 1212 · A/R - Other						1,176.66
1173 · Due from Debt Service						164,409.41
Bill	03/01/2020	5486	Travis Central Appraisal District	Appraisal Fees - 2nd Quarter 2020	1,096.92	165,506.33
Deposit	03/12/2020	361664		Closed ABC DS accounts	(2,102.63)	163,403.70
General Jour...	03/31/2020	3.1		Record funds transfer	(163,403.70)	0.00
General Jour...	03/31/2020	3.2		Record tax collections	1,699.66	1,699.66
Total 1173 · Due from Debt Service					(162,709.75)	1,699.66
2000 · Accounts Payable						(55,367.46)
Bill	03/01/2020	0076044-216...	Waste Management of Texas, Inc.	Garbage Service - March 2020	(268.31)	(55,635.77)
Bill	03/01/2020	512A8560574...	A T & T	Telephone - March 2020	(581.20)	(56,216.97)
Bill	03/01/2020	5486	Travis Central Appraisal District	Appraisal Fees - 2nd Quarter 2020	(1,594.30)	(57,811.27)
Bill	03/01/2020	143377032020	Time Warner Cable	Internet - March 2020	(115.11)	(57,926.38)

See Accountants' Report.

Senna Hills M.U.D. - GF
General Ledger

As of March 31, 2020

Type	Date	Num	Source Name	Memo	Amount	Balance
Bill Pmt -Ch...	03/03/2020	5413	Time Warner Cable	Internet - February 2020	115.11	(57,811.27)
Bill Pmt -Ch...	03/03/2020	5414	Waste Management of Texas, Inc.	Garbage Service - March 2020	268.31	(57,542.96)
Bill	03/05/2020	736-00073-06		Customer Refund	(26.23)	(57,569.19)
Bill	03/05/2020	736-00203-03		Customer Refund	(73.77)	(57,642.96)
Bill	03/05/2020	736-00297-02		Customer Refund	(192.82)	(57,835.78)
Bill Pmt -Ch...	03/06/2020	5415	City of Austin		536.88	(57,298.90)
Bill Pmt -Ch...	03/06/2020	5416	LCRA	Raw Water - February 2020	3,140.62	(54,158.28)
Bill Pmt -Ch...	03/06/2020	5417		Customer Refund	26.23	(54,132.05)
Bill Pmt -Ch...	03/06/2020	5418		Customer Refund	192.82	(53,939.23)
Bill Pmt -Ch...	03/06/2020	5419		Customer Refund	73.77	(53,865.46)
Bill Pmt -Ch...	03/11/2020	5420	A T & T	Telephone - March 2020	581.20	(53,284.26)
Bill Pmt -Ch...	03/11/2020	5421	West Travis County PUA	Potable Water - February 2020	13,633.86	(39,650.40)
Bill	03/16/2020	ZF 2020-3	Zane Furr	Landscape Maintenance - March 2020	(5,135.00)	(44,785.40)
Bill Pmt -Ch...	03/17/2020	5422	City of Austin		2,946.87	(41,838.53)
Bill Pmt -Ch...	03/18/2020	5423	Travis Central Appraisal District	Appraisal Fees - 2nd Quarter 2020	1,594.30	(40,244.23)
Bill	03/20/2020	CEN.CD3509 ...	DSHS	Lab Fees ID #2270316	(53.72)	(40,297.95)
Bill	03/24/2020	11104593	Wastewater Transport Services, ...	Sludge Hauling	(2,640.00)	(42,937.95)
Bill	03/25/2020	6362b	Hot Dog Marketing, LLC	Monthly Hosting and Maintenance	(250.00)	(43,187.95)
Bill Pmt -Ch...	03/27/2020	5431	Badger Meter	Orion Cellular Lte Service Unit	30.00	(43,157.95)
Bill Pmt -Ch...	03/27/2020	5432	Bott & Douthitt, P.L.L.C.	Accounting Fees - February 2020	1,950.00	(41,207.95)
Bill Pmt -Ch...	03/27/2020	5433	Inframark, LLC		20,276.24	(20,931.71)
Bill Pmt -Ch...	03/27/2020	5434	Murfee Engineering Company		1,330.98	(19,600.73)
Bill Pmt -Ch...	03/27/2020	5435	Willatt & Flickinger, PLLC	Legal Fees through March 13, 2020	11,406.90	(8,193.83)
Bill Pmt -Ch...	03/27/2020	5436	Zane Furr	Landscape Maintenance - March 2020	5,135.00	(3,058.83)
Bill	03/30/2020	80050965	Badger Meter	Orion Cellular Lte Service Unit	(30.00)	(3,088.83)
Bill	03/31/2020	8831	Bott & Douthitt, P.L.L.C.	Accounting Fees - March 2020	(1,950.00)	(5,038.83)
Bill	03/31/2020	1129274	Inframark, LLC	Maintenance - March 2020	(5,631.45)	(10,670.28)
Bill	03/31/2020	10094	West Travis County PUA	Potable Water - March 2020	(13,521.68)	(24,191.96)
Bill	03/31/2020	522869-Marc...	LCRA	Raw Water - March 2020	(3,124.74)	(27,316.70)
Bill	03/31/2020	50336	Inframark, LLC	Operations - March 2020	(5,977.68)	(33,294.38)
Bill	03/31/2020	359218102441	City of Austin	Utilities - March 2020	(106.19)	(33,400.57)
Bill	03/31/2020	353989030460	City of Austin	Utilities - March 2020	(106.37)	(33,506.94)
Bill	03/31/2020	462566361271	City of Austin	Utilities - March 2020	(54.61)	(33,561.55)
Bill	03/31/2020	606310904828	City of Austin	Utilities - March 2020	(141.19)	(33,702.74)
Bill	03/31/2020	612560079857	City of Austin	Utilities - March 2020	(175.20)	(33,877.94)
Bill	03/31/2020	42501	Murfee Engineering Company	Engineering Fees - March 2020 (Task ...	(1,012.01)	(34,889.95)
Bill	03/31/2020	42502	Murfee Engineering Company	Engineering Fees - March 2020 (Task ...	(1,625.00)	(36,514.95)
Bill	03/31/2020	42503	Murfee Engineering Company	Engineering Fees - March 2020 (Task ...	(750.00)	(37,264.95)
Bill	03/31/2020	March 2020	Willatt & Flickinger, PLLC	Legal Fees through April 13, 2020	(10,325.10)	(47,590.05)
Bill	03/31/2020	65605893939	City of Austin	Utilities - March 2020	(1,927.80)	(49,517.85)
Bill	03/31/2020	205644210390	City of Austin	Utilities - March 2020	(1,033.55)	(50,551.40)
Bill	03/31/2020	014893566789	City of Austin	Utilities - March 2020	(108.68)	(50,660.08)
Total 2000 - Accounts Payable					4,707.38	(50,660.08)
2020 - Accrued Expense						(13,656.63)
Total 2020 - Accrued Expense						(13,656.63)
2139 - TCEQ Liability						(562.09)
General Jour...	03/31/2020	3.4		Record B&C reports	(278.05)	(840.14)
Total 2139 - TCEQ Liability					(278.05)	(840.14)
2161 - Customer Deposits						(51,079.30)
General Jour...	03/31/2020	3.3		Record deposit adjustment	400.00	(50,679.30)
General Jour...	03/31/2020	3.4		Record B&C reports	(400.00)	(51,079.30)
Total 2161 - Customer Deposits					0.00	(51,079.30)
2005 - Unclaimed Property						(843.52)
Total 2005 - Unclaimed Property						(843.52)
2400 - Payroll Liabilities						(298.38)
Paycheck	03/27/2020	5424	Chet Palesko		0.00	(298.38)
Paycheck	03/27/2020	5424	Chet Palesko		(22.96)	(321.34)
Paycheck	03/27/2020	5425	Corey Newhouse		0.00	(321.34)
Paycheck	03/27/2020	5425	Corey Newhouse		(22.94)	(344.28)
Paycheck	03/27/2020	5426	David Perl		0.00	(344.28)
Paycheck	03/27/2020	5426	David Perl		(22.94)	(367.22)
Paycheck	03/27/2020	5427	Joe Szoo		0.00	(367.22)
Paycheck	03/27/2020	5427	Joe Szoo		(22.96)	(390.18)
Paycheck	03/27/2020	5428	Lisa S. McKenzie		0.00	(390.18)
Paycheck	03/27/2020	5428	Lisa S. McKenzie		(22.94)	(413.12)
Paycheck	03/27/2020	5429	David Perl	Director Fees - March 4, 2020 Meeting	0.00	(413.12)
Paycheck	03/27/2020	5429	David Perl	Director Fees - March 4, 2020 Meeting	(22.96)	(436.08)
Paycheck	03/27/2020	5430	Lisa S. McKenzie	Director Fees - March 4, 2020 Meeting	0.00	(436.08)
Paycheck	03/27/2020	5430	Lisa S. McKenzie	Director Fees - March 4, 2020 Meeting	(22.96)	(459.04)
Total 2400 - Payroll Liabilities					(160.66)	(459.04)
2410 - Deferred Revenue						(4,907.99)
General Jour...	03/31/2020	3.2		Record tax collections	1,586.63	(3,321.36)
Total 2410 - Deferred Revenue					1,586.63	(3,321.36)
3200 - Retained Earnings						(2568334.90)
Total 3200 - Retained Earnings						(2568334.90)
Property Tax Revenue						(458,239.63)
4320 - Property Tax						(457,921.03)
General Jour...	03/31/2020	3.2		Record tax collections	(1,586.63)	(459,507.66)

See Accountants' Report.

Senna Hills M.U.D. - GF
General Ledger

As of March 31, 2020

Type	Date	Num	Source Name	Memo	Amount	Balance
Total 4320 · Property Tax					(1,586.63)	(459,507.66)
4325 · Property Tax Penalty						(318.60)
General Jour...	03/31/2020	3.2		Record tax collections	(113.03)	(431.63)
Total 4325 · Property Tax Penalty					(113.03)	(431.63)
Total Property Tax Revenue					(1,699.66)	(459,939.29)
Service Revenue						(342,319.18)
4120 · Basic Service Revenue						(59,135.84)
General Jour...	03/31/2020	3.4		Record B&C reports	(11,865.15)	(71,000.99)
Total 4120 · Basic Service Revenue					(11,865.15)	(71,000.99)
4100 · Water Service Revenue						(129,991.19)
Bill	03/05/2020	736-00073-06		Customer Refund	26.23	(129,964.96)
Bill	03/05/2020	736-00203-03		Customer Refund	73.77	(129,891.19)
Bill	03/05/2020	736-00297-02		Customer Refund	192.82	(129,698.37)
General Jour...	03/31/2020	3.3		Record deposit adjustment	(400.00)	(130,098.37)
General Jour...	03/31/2020	3.4		Record B&C reports	(14,492.00)	(144,590.37)
General Jour...	03/31/2020	3.5		Record adjustment for deposits applie...	107.18	(144,483.19)
Total 4100 · Water Service Revenue					(14,492.00)	(144,483.19)
4200 · Sewer Service Revenue						(143,436.41)
General Jour...	03/31/2020	3.4		Record B&C reports	(29,317.18)	(172,753.59)
Total 4200 · Sewer Service Revenue					(29,317.18)	(172,753.59)
4250 · Drainage Revenue						(8,080.78)
General Jour...	03/31/2020	3.4		Record B&C reports	(1,628.00)	(9,708.78)
Total 4250 · Drainage Revenue					(1,628.00)	(9,708.78)
4330 · Service Account Penalties						(1,674.96)
General Jour...	03/31/2020	3.4		Record B&C reports	(118.35)	(1,793.31)
General Jour...	03/31/2020	3.4		Record B&C reports	118.35	(1,674.96)
Total 4330 · Service Account Penalties					0.00	(1,674.96)
Total Service Revenue					(57,302.33)	(399,621.51)
Other Income						(20,837.67)
5391 · Interest Earned on Temp. Invest						(18,676.68)
Deposit	03/31/2020			Interest	(3,384.01)	(22,060.69)
Total 5391 · Interest Earned on Temp. Invest					(3,384.01)	(22,060.69)
4800 · Miscellaneous Income						(2,160.99)
Deposit	03/12/2020	3644		Senna Hills Ltd	(545.50)	(2,706.49)
Total 4800 · Miscellaneous Income					(545.50)	(2,706.49)
Total Other Income					(3,929.51)	(24,767.18)
District Facilities						255,167.51
Water Purchase						101,407.03
6200 · Potable Water - PUA						83,479.95
Bill	03/31/2020	10094	West Travis County PUA	Potable Water - March 2020	13,521.68	97,001.63
Total 6200 · Potable Water - PUA					13,521.68	97,001.63
6203 · Raw Water - LCRA						5,722.93
Bill	03/31/2020	522869-Marc...	LCRA	Raw Water - March 2020	683.91	6,406.84
Total 6203 · Raw Water - LCRA					683.91	6,406.84
6201 · Bulk Water - LCRA						12,204.15
Bill	03/31/2020	522869-Marc...	LCRA	Raw Water - March 2020	2,440.83	14,644.98
Total 6201 · Bulk Water - LCRA					2,440.83	14,644.98
Total Water Purchase					16,646.42	118,053.45
6000 · Operations & Management						30,455.37
Bill	03/31/2020	1129274	Inframark, LLC	Maintenance - March 2020	116.88	30,572.25
Bill	03/31/2020	50336	Inframark, LLC	Operations - March 2020	5,977.68	36,549.93
Total 6000 · Operations & Management					6,094.56	36,549.93
6250 · Repairs & Maintenance - Water						3,219.33
Bill	03/31/2020	1129274	Inframark, LLC	Maintenance - March 2020	706.51	3,925.84
Total 6250 · Repairs & Maintenance - Water					706.51	3,925.84
6300 · Repairs & Maintenance - Sewer						1,680.86
Bill	03/31/2020	1129274	Inframark, LLC	Maintenance - March 2020	312.21	1,993.07
Total 6300 · Repairs & Maintenance - Sewer					312.21	1,993.07
6325 · Repairs & Maintenance - WWTP						36,387.48
Bill	03/31/2020	1129274	Inframark, LLC	Maintenance - March 2020	2,667.33	39,054.81
Total 6325 · Repairs & Maintenance - WWTP					2,667.33	39,054.81

See Accountants' Report.

Senna Hills M.U.D. - GF
General Ledger

As of March 31, 2020

Type	Date	Num	Source Name	Memo	Amount	Balance
6350 · Repairs & Maintenance - L/S						11,859.16
Bill	03/31/2020	1129274	Inframark, LLC	Maintenance - March 2020	1,379.47	13,238.63
Total 6350 · Repairs & Maintenance - L/S					1,379.47	13,238.63
6351 · Repairs & Maintenance-Drainage						862.12
Total 6351 · Repairs & Maintenance-Drainage						862.12
6358 · Meter Replacement						120.00
Bill	03/30/2020	80050965	Badger Meter	Orion Cellular Lte Service Unit	30.00	150.00
Total 6358 · Meter Replacement					30.00	150.00
6600 · Sludge Hauling						8,837.50
Bill	03/24/2020	11104593	Wastewater Transport Services, ...	Sludge Hauling	2,640.00	11,477.50
Total 6600 · Sludge Hauling					2,640.00	11,477.50
6550 · Lab Fees						7,732.67
Bill	03/20/2020	CEN.CD3509 ...	DSHS	Lab Fees ID #2270316	53.72	7,786.39
Bill	03/31/2020	1129274	Inframark, LLC	Maintenance - March 2020	127.05	7,913.44
Total 6550 · Lab Fees					180.77	7,913.44
6360 · Chemicals						4,421.90
Bill	03/31/2020	1129274	Inframark, LLC	Maintenance - March 2020	322.00	4,743.90
Total 6360 · Chemicals					322.00	4,743.90
6725 · Landscaping						22,907.97
Bill	03/16/2020	ZF 2020-3	Zane Furr	Landscape Maintenance - March 2020	5,135.00	28,042.97
Total 6725 · Landscaping					5,135.00	28,042.97
6100 · Utilities						18,819.95
Bill	03/01/2020	0076044-216...	Waste Management of Texas, Inc.	Garbage Service - March 2020	268.31	19,088.26
Deposit	03/12/2020	3645		Senna Hills Ltd	(9.58)	19,078.68
Bill	03/31/2020	359218102441	City of Austin	Utilities - March 2020	106.19	19,184.87
Bill	03/31/2020	353989030460	City of Austin	Utilities - March 2020	106.37	19,291.24
Bill	03/31/2020	462566361271	City of Austin	Utilities - March 2020	54.61	19,345.85
Bill	03/31/2020	606310904828	City of Austin	Utilities - March 2020	141.19	19,487.04
Bill	03/31/2020	612560079857	City of Austin	Utilities - March 2020	175.20	19,662.24
Bill	03/31/2020	65605893939	City of Austin	Utilities - March 2020	1,927.80	21,590.04
Bill	03/31/2020	205644210390	City of Austin	Utilities - March 2020	1,033.55	22,623.59
Bill	03/31/2020	014893566789	City of Austin	Utilities - March 2020	108.68	22,732.27
Total 6100 · Utilities					3,912.32	22,732.27
6125 · Telephone/Internet						3,470.41
Bill	03/01/2020	512A8560574...	A T & T	Telephone - March 2020	581.20	4,051.61
Bill	03/01/2020	143377032020	Time Warner Cable	Internet - March 2020	115.11	4,166.72
Total 6125 · Telephone/Internet					696.31	4,166.72
6140 · Permit Fees						2,354.50
Total 6140 · Permit Fees						2,354.50
7010 · Capital Outlay - WWTP Expansion						631.26
Total 7010 · Capital Outlay - WWTP Expansion						631.26
Total District Facilities					40,722.90	295,890.41
Administrative Services						13,785.17
6410 · Director Fees						5,167.23
Paycheck	03/27/2020	5424	Chet Palesko		161.48	5,328.71
Paycheck	03/27/2020	5425	Corey Newhouse		161.47	5,490.18
Paycheck	03/27/2020	5426	David Perl		161.47	5,651.65
Paycheck	03/27/2020	5427	Joe Szoo		161.48	5,813.13
Paycheck	03/27/2020	5428	Lisa S. McKenzie		161.47	5,974.60
Paycheck	03/27/2020	5429	David Perl	Director Fees - March 4, 2020 Meeting	161.48	6,136.08
Paycheck	03/27/2020	5430	Lisa S. McKenzie	Director Fees - March 4, 2020 Meeting	161.48	6,297.56
Total 6410 · Director Fees					1,130.33	6,297.56
6420 · Insurance						4,812.78
Total 6420 · Insurance						4,812.78
6400 · Tax Assessor/Collector Fees						751.16
Bill	03/01/2020	5486	Travis Central Appraisal District	Appraisal Fees - 2nd Quarter 2020	497.38	1,248.54
Total 6400 · Tax Assessor/Collector Fees					497.38	1,248.54
6980 · Website						2,050.00
Bill	03/25/2020	6362b	Hot Dog Marketing, LLC	Monthly Hosting and Maintenance	250.00	2,300.00
Total 6980 · Website					250.00	2,300.00
6999 · Miscellaneous Expense						1,004.00
Check	03/31/2020			Service Charge	187.50	1,191.50
Check	03/31/2020			Service Charge	10.00	1,201.50
Total 6999 · Miscellaneous Expense					197.50	1,201.50
Total Administrative Services					2,075.21	15,860.38

See Accountants' Report.

Senna Hills M.U.D. - GF
General Ledger

As of March 31, 2020

Type	Date	Num	Source Name	Memo	Amount	Balance
Professional Fees						66,358.24
6320 · Legal Fees						38,143.50
Bill	03/31/2020	March 2020	Willatt & Flickinger, PLLC	Legal Fees through April 13, 2020	10,325.10	48,468.60
Total 6320 · Legal Fees					10,325.10	48,468.60
6330 · Accounting Fees						10,500.00
Bill	03/31/2020	8831	Bott & Douthitt, P.L.L.C.	Accounting Fees - March 2020	1,950.00	12,450.00
Total 6330 · Accounting Fees					1,950.00	12,450.00
6850 · Engineering Fees						6,964.74
Bill	03/31/2020	42501	Murfee Engineering Company	Engineering Fees - March 2020 (Task ...	1,012.01	7,976.75
Bill	03/31/2020	42502	Murfee Engineering Company	Engineering Fees - March 2020 (Task ...	1,625.00	9,601.75
Bill	03/31/2020	42503	Murfee Engineering Company	Engineering Fees - March 2020 (Task ...	750.00	10,351.75
Total 6850 · Engineering Fees					3,387.01	10,351.75
6340 · Audit Fees						10,750.00
Total 6340 · Audit Fees						10,750.00
Total Professional Fees					15,662.11	82,020.35
TOTAL					0.00	0.00

See Accountants' Report.

Debt Service Fund

Senna Hills M.U.D. Debt Service Schedule

2.00% - 4.00%

Due Date	Series 2010		Series 2014 Refunding		Series 2016		Total	
	Principal	Interest	Principal	Interest	Principal	Interest	Principal	Interest
2/15/2014	-	-	-	-	-	-	-	-
8/15/2014	335,000	97,841	155,000	69,152	-	-	490,000	166,993
FY 2014	335,000	97,841	155,000	69,152	-	-	490,000	166,993
2/15/2015	-	94,491	-	102,178	-	-	-	196,669
8/15/2015	370,000	94,491	55,000	247,178	-	-	425,000	341,669
FY 2015	370,000	188,981	55,000	349,356	-	-	425,000	538,338
2/15/2016	-	90,791	-	102,178	-	-	-	192,969
8/15/2016	375,000	90,791	20,000	282,178	-	-	395,000	372,969
FY 2016	375,000	181,581	20,000	384,356	-	-	395,000	565,938
2/15/2017	-	86,338	-	102,178	-	7,897	-	196,413
8/15/2017	385,000	86,338	10,000	292,178	-	19,209	395,000	397,725
FY 2017	385,000	172,675	10,000	394,356	-	27,107	395,000	594,138
2/15/2018	-	81,044	-	102,178	-	19,209	-	202,431
8/15/2018	395,000	81,044	200,000	102,178	45,000	19,209	640,000	202,431
FY 2018	395,000	162,088	200,000	204,356	45,000	38,419	640,000	404,863
2/15/2019	-	75,119	-	100,178	-	18,534	-	193,831
8/15/2019	410,000	75,119	200,000	100,178	45,000	18,534	655,000	193,831
FY 2019	410,000	150,238	200,000	200,356	45,000	37,069	655,000	387,663
2/15/2020	-	68,969	-	98,178	-	17,859	-	185,006
8/15/2020	415,000	68,969	210,000	98,178	45,000	17,859	670,000	185,006
FY 2020	415,000	137,938	210,000	196,356	45,000	35,719	670,000	370,013
2/15/2021	-	61,966	-	95,816	-	17,184	-	174,966
8/15/2021	440,000	61,966	210,000	95,816	45,000	17,184	695,000	174,966
FY 2021	440,000	123,931	210,000	191,631	45,000	34,369	695,000	349,931
2/15/2022	-	54,266	-	93,059	-	16,509	-	163,834
8/15/2022	455,000	54,266	210,000	93,059	50,000	16,509	715,000	163,834
FY 2022	455,000	108,531	210,000	186,119	50,000	33,019	715,000	327,669
2/15/2023	-	46,019	-	90,172	-	15,759	-	151,950
8/15/2023	470,000	46,019	220,000	90,172	50,000	15,759	740,000	151,950
FY 2023	470,000	92,038	220,000	180,344	50,000	31,519	740,000	303,900
2/15/2024	-	37,206	-	86,872	-	15,009	-	139,088
8/15/2024	405,000	37,206	225,000	86,872	50,000	15,009	680,000	139,088
FY 2024	405,000	74,412	225,000	173,744	50,000	30,019	680,000	278,175
2/15/2025	-	29,106	-	83,356	-	14,197	-	126,659
8/15/2025	145,000	29,106	515,000	83,356	55,000	14,197	715,000	126,659
FY 2025	145,000	58,213	515,000	166,713	55,000	28,394	715,000	253,319
2/15/2026	-	26,206	-	74,988	-	13,269	-	114,463
8/15/2026	135,000	26,206	545,000	74,988	55,000	13,269	735,000	114,463
FY 2026	135,000	52,413	545,000	149,975	55,000	26,538	735,000	228,925
2/15/2027	-	23,506	-	66,131	-	12,306	-	101,944
8/15/2027	130,000	23,506	570,000	66,131	55,000	12,306	755,000	101,944
FY 2027	130,000	47,013	570,000	132,263	55,000	24,613	755,000	203,888
2/15/2028	-	20,825	-	56,156	-	11,413	-	88,394
8/15/2028	120,000	20,825	610,000	56,156	60,000	11,413	790,000	88,394
FY 2028	120,000	41,650	610,000	112,313	60,000	22,825	790,000	176,788
2/15/2029	-	18,350	-	45,100	-	10,438	-	73,888
8/15/2029	175,000	18,350	395,000	45,100	60,000	10,438	630,000	73,888
FY 2029	175,000	36,700	395,000	90,200	60,000	20,875	630,000	147,775
2/15/2030	-	14,631	-	37,200	-	9,388	-	61,219
8/15/2030	175,000	14,631	420,000	37,200	65,000	9,388	660,000	61,219
FY 2030	175,000	29,263	420,000	74,400	65,000	18,775	660,000	122,438
2/15/2031	-	10,913	-	28,800	-	8,250	-	47,963
8/15/2031	165,000	10,913	450,000	28,800	65,000	8,250	680,000	47,963
FY 2031	165,000	21,825	450,000	57,600	65,000	16,500	680,000	95,925
2/15/2032	-	7,200	-	19,800	-	7,031	-	34,031
8/15/2032	165,000	7,200	480,000	19,800	65,000	7,031	710,000	34,031
FY 2032	165,000	14,400	480,000	39,600	65,000	14,063	710,000	68,063
2/15/2033	-	3,488	-	10,200	-	5,813	-	19,500
8/15/2033	155,000	3,488	510,000	10,200	70,000	5,813	735,000	19,500
FY 2033	155,000	6,975	510,000	20,400	70,000	11,625	735,000	39,000
2/15/2034	-	-	-	-	-	4,500	-	4,500
8/15/2034	-	-	-	-	70,000	4,500	70,000	4,500
FY 2034	-	-	-	-	70,000	9,000	70,000	9,000
2/15/2035	-	-	-	-	-	3,100	-	3,100
8/15/2035	-	-	-	-	75,000	3,100	75,000	3,100
FY 2035	-	-	-	-	75,000	6,200	75,000	6,200
2/15/2036	-	-	-	-	-	1,600	-	1,600
8/15/2036	-	-	-	-	80,000	1,600	80,000	1,600
FY 2036	-	-	-	-	80,000	3,200	80,000	3,200
Total - All Series	\$ 5,820,000	\$ 1,798,702	\$ 6,210,000	\$ 3,373,590	\$ 1,105,000	\$ 469,844	\$ 13,135,000	\$ 5,642,137

Senna Hills M.U.D. - DSF
- Adjustments Journal

March 2020

Date	Num	Memo	Account	Debit	Credit
03/31/2020	3.1	Record funds transfer	2171 · Due to General Fund	163,403.70	
		Record funds transfer	1005 · Logic - Tax Account		538,403.70
		Record funds transfer	1002 · Logic - Debt Service Account	375,000.00	
				<u>538,403.70</u>	<u>538,403.70</u>
03/31/2020	3.2	Record closed accounts	2171 · Due to General Fund	2,102.63	
		Record closed accounts	1015 · ABC - Interest & Sinking Acct		1,048.01
		Record closed accounts	1010 · ABC Debt Service MM Account		1,054.62
				<u>2,102.63</u>	<u>2,102.63</u>
03/31/2020	3.3	Record 2nd quarter appraisal fees	6330 · Tax Collector/Appraisal Fees	1,096.92	
		Record 2nd quarter appraisal fees	2171 · Due to General Fund		1,096.92
				<u>1,096.92</u>	<u>1,096.92</u>
03/31/2020	3.4	Record tax collections	2171 · Due to General Fund		1,699.66
		Record tax collections	1150 · A/R - Property Taxes		3,499.11
		Record tax collections	2740 · Deferred Revenue-Property Taxes	3,499.11	
		Record tax collections	4320 · Property Taxes		3,499.11
		Record tax collections	4325 · Penalties & Interest-Tax Accts.		249.26
		Record tax collections	1005 · Logic - Tax Account	5,448.03	
				<u>8,947.14</u>	<u>8,947.14</u>
TOTAL				<u>550,550.39</u>	<u>550,550.39</u>

See Accountants' Report.

Senna Hills M.U.D. - DSF
General Ledger
As of March 31, 2020

Type	Date	Num	Memo	Amount	Balance
1002 · Logic - Debt Service Account					980,718.27
General Journal	03/31/2020	3.1	Record funds transfer	375,000.00	1,355,718.27
Deposit	03/31/2020		Interest	1,589.32	1,357,307.59
Total 1002 · Logic - Debt Service Account				376,589.32	1,357,307.59
1005 · Logic - Tax Account					539,602.22
General Journal	03/31/2020	3.1	Record funds transfer	(538,403.70)	1,198.52
General Journal	03/31/2020	3.4	Record tax collections	5,448.03	6,646.55
Deposit	03/31/2020		Interest	76.83	6,723.38
Total 1005 · Logic - Tax Account				(532,878.84)	6,723.38
1010 · ABC Debt Service MM Account					1,054.62
General Journal	03/31/2020	3.2	Record closed accounts	(1,054.62)	0.00
Total 1010 · ABC Debt Service MM Account				(1,054.62)	0.00
1015 · ABC - Interest & Sinking Acct					1,048.01
General Journal	03/31/2020	3.2	Record closed accounts	(1,048.01)	0.00
Total 1015 · ABC - Interest & Sinking Acct				(1,048.01)	0.00
1150 · A/R - Property Taxes					10,655.17
General Journal	03/31/2020	3.4	Record tax collections	(3,499.11)	7,156.06
Total 1150 · A/R - Property Taxes				(3,499.11)	7,156.06
1152 · A/R - Property Tax I&S					86.26
Total 1152 · A/R - Property Tax I&S					86.26
2171 · Due to General Fund					(164,409.41)
General Journal	03/31/2020	3.1	Record funds transfer	163,403.70	(1,005.71)
General Journal	03/31/2020	3.2	Record closed accounts	2,102.63	1,096.92
General Journal	03/31/2020	3.3	Record 2nd quarter appraisal fees	(1,096.92)	0.00
General Journal	03/31/2020	3.4	Record tax collections	(1,699.66)	(1,699.66)
Total 2171 · Due to General Fund				162,709.75	(1,699.66)
2740 · Deferred Revenue-Property Taxes					(10,655.17)
General Journal	03/31/2020	3.4	Record tax collections	3,499.11	(7,156.06)
Total 2740 · Deferred Revenue-Property Taxes				3,499.11	(7,156.06)
2742 · Deferred Revenue-Prop Tax I&S					(86.26)
Total 2742 · Deferred Revenue-Prop Tax I&S					(86.26)
3000 · Fund Balance					(527,939.85)
Total 3000 · Fund Balance					(527,939.85)
Property Tax					(1,010,469.15)
4320 · Property Taxes					(1,009,887.89)
General Journal	03/31/2020	3.4	Record tax collections	(3,499.11)	(1,013,387.00)
Total 4320 · Property Taxes				(3,499.11)	(1,013,387.00)
4325 · Penalties & Interest-Tax Accts.					(581.26)
General Journal	03/31/2020	3.4	Record tax collections	(249.26)	(830.52)
Total 4325 · Penalties & Interest-Tax Accts.				(249.26)	(830.52)
Total Property Tax				(3,748.37)	(1,014,217.52)
5391 · Interest on Temp Investments					(7,307.57)
Deposit	03/31/2020		Interest	(1,589.32)	(8,896.89)
Deposit	03/31/2020		Interest	(76.83)	(8,973.72)
Total 5391 · Interest on Temp Investments				(1,666.15)	(8,973.72)

See Accountants' Report.

Senna Hills M.U.D. - DSF
General Ledger
As of March 31, 2020

Type	Date	Num	Memo	Amount	Balance
6330 · Tax Collector/Appraisal Fees					1,656.59
General Journal	03/31/2020	3.3	Record 2nd quarter appraisal fees	1,096.92	2,753.51
Total 6330 · Tax Collector/Appraisal Fees				1,096.92	2,753.51
6359 · Miscellaneous Expense					40.00
Total 6359 · Miscellaneous Expense					40.00
7360 · Bond Interest Expense					185,006.27
Total 7360 · Bond Interest Expense					185,006.27
7363 · Fiscal Agent Fees					1,000.00
Total 7363 · Fiscal Agent Fees					1,000.00
TOTAL				0.00	0.00

See Accountants' Report.

Expenditures – Bookkeeper's Account

SENNA HILLS M.U.D. / BOOKKEEPER'S ACCOUNT
Time Warner Cable

Date **Type** **Reference**
3/1/2020 Bill 143377032020

Original Amt.
115.11

Balance Due
115.11

4/1/2020
Discount
Check Amount

5437
Payment
115.11 ✓
115.11

Cash - ABC Bookkeep Internet - March 2020

115.11



March 20, 2020
Invoice Number: 0143377032020
Account Number: 8260 16 011 0143377
Security Code: 3550
Service At: 10500 BEE CAVES RD
AUSTIN TX 78733-5914

SPECTRUM BUSINESS NEWS

Contact Us
Visit us at SpectrumBusiness.net
Or, call us at 1-866-519-1263

Summary *Service from 03/20/20 through 04/19/20
details on following pages*

Previous Balance	115.11
Payments Received -Thank You!	-115.11
Remaining Balance	\$0.00
Spectrum Business™ Internet	114.98
Taxes, Fees and Charges	0.13
Current Charges	\$115.11
Total Due by 04/06/20	\$115.11



Thank you for choosing Spectrum Business.
We appreciate your prompt payment and value you as a customer.

By/Date Received: DL 3-30-20
By/Date Posted: lu 3/30
Approved for Payment: [Signature]
Hand Delivered to: _____
Mailed By/Date: lu 4/1
GL#: 0125

March 20, 2020

Invoice Number: SENNA HILLS MUD
 Account Number: 0143377032020
 Security Code: 8260 16 011 0143377
 3550



Contact Us
 Visit us at SpectrumBusiness.net
 Or, call us at 1-866-519-1263

8260 1600 NO RP 20 03212020 NNNNNYNN 01 011894 0040

Charge Details

Previous Balance		115.11
Payment - Thank You	03/11	-115.11
Remaining Balance		\$0.00

Payments received after 03/20/20 will appear on your next bill.
 Service from 03/20/20 through 04/19/20

Spectrum Business™ Internet

B Internet	119.99
Promotional Discount	-30.00
Spectrum WIFI	0.00
Web Hosting	0.00
Desktop Security	0.00
Spectrum Domain Name	0.00
Spectrum Vanity Email	0.00
Static IP 5	24.99
	\$114.98

Spectrum Business™ Internet Total \$114.98

Taxes, Fees and Charges

State Cost Recovery Fee	0.13
Taxes, Fees and Charges Total	\$0.13
Current Charges	\$115.11
Total Due by 04/06/20	\$115.11

Billing Information

Tax and Fees - This statement reflects the current taxes and fees for your area (including sales, excise, user taxes, etc.). These taxes and fees may change without notice.

Terms & Conditions - Spectrum's detailed standard terms and conditions for service are located at spectrum.com/policies.

Notice - Nonpayment of any portion of your cable television, high-speed data, and/or Digital Phone service could result in disconnection of any of your Spectrum provided services.

Recovery Fee - Spectrum imposes surcharges to recover costs of complying with its governmental obligations. Specifically, Spectrum chooses to impose the State Cost Recovery Fee to recover the cost of Spectrums Texas Margins Tax liability.

Past Due Fee / Late Fee Reminder - A late fee will be assessed for past due charges for service.

Complaint Procedures - You have 60 days from the billing date to register a complaint if you disagree with your charges.

Authorization to Convert your Check to an Electronic Funds Transfer Debit - If your check is returned, you expressly authorize your bank account to be electronically debited for the amount of the check plus any applicable fees. The use of a check for payment is your acknowledgment and acceptance of this policy and its terms and conditions.



SENNA HILLS M.U.D. / BOOKKEEPER'S ACCOUNT

Hot Dog Marketing, LLC

Date	Type	Reference
3/25/2020	Bill	6362b

Original Amt.
250.00

Balance Due
250.00

4/1/2020
Discount
Check Amount

Payment
~~250.00~~
250.00

5438

Cash - ABC Bookkeep Monthly Hosting and Maintenance

250.00

Hot Dog Marketing, LLC
 100 East Main Street Ste 201-202
 Round Rock, TX 78664 US
 (512) 537-6575
 info@hotdogpr.com
 http://hotdogmarketing.net



INVOICE

BILL TO
 Lisa Wald
 Senna Hills MUD
 P.O. Box 2445
 Round Rock, TX 78680

SHIP TO
 Lisa Wald
 Senna Hills MUD
 P.O. Box 2445
 Round Rock, TX 78680

INVOICE # 6362b
DATE 03/25/2020
DUE DATE 04/09/2020
TERMS Net 15

SALES REP
 Melissa MRR

ACTIVITY	QTY	RATE	AMOUNT
Hosting and Maintenance Monthly hosting, maintenance and support.	1	250.00	250.00

Creative Department, Foundational SEO and Multimedia projects are billed according to your project schedule. Typical billing schedule is 50% deposit due before we begin work. 25% due before development or post-production phase. Remaining project bill + final billables due after the project is completed. According to Texas state law, we charge sales tax on projects related to video, photography, websites, graphic design, and printing.

BALANCE DUE

\$250.00

Monthly clients will have credit cards on file charged on the 10th of each month with a Sales Receipt emailed. New clients must pay one month upfront for a deposit. Your deposit will be applied to your final month of services should you cancel. Please give us 60 days notice that you wish to cancel.

By/Date Received: De 3-25-20
 By/Date Posted: Tu 3/26
 Approved for Payment: [Signature]
 Hand Delivered to: _____
 Mailed By/Date: Tu 4/3
 GL#: 6980

SENNA HILLS M.U.D. / BOOKKEEPER'S ACCOUNT
Waste Management of Texas, Inc.

Date Type Reference
4/1/2020 Bill 0079733-2161-0

Original Amt.
264.55

Balance Due
264.55

4/1/2020
Discount
Check Amount

5439
Payment
264.55
264.55

Cash - ABC Bookkeep Garbage Service - April 2020

264.55



INVOICE

Customer ID:

2-56760-05068

Customer Name:

SENNA HILLS MUD

Service Period:

04/01/20-04/30/20

Invoice Date:

03/24/2020

Invoice Number:

0079733-2161-0

How To Contact Us

Visit wm.com

To setup your online profile, sign up for paperless statements, manage your account, view holiday schedules, pay your invoice or schedule a pickup

Customer Service:
(800) 800-5804

Your Payment Is Due

Apr 23, 2020

If full payment of the invoiced amount is not received within your contractual terms, you may be charged a monthly late charge of 2.5% of the unpaid amount, with a minimum monthly charge of \$5, or such late charge allowed under applicable law, regulation or contract.

Your Total Due

\$264.55

If payment is received after 04/23/2020: **\$ 271.16**

See Reverse for Important Messages

Previous Balance	+	Payments	+	Adjustments	+	Current Charges	=	Total Due
268.31		(268.31)		0.00		264.55		264.55

Details for Service Location: **Customer ID: 2-56760-05068**
Severn Trent Service, 10500 Fm 2244, Austin TX 78733

Description	Date	Ticket	Quantity	Amount
2 Yard dumpster service	04/01/20		1.00	194.39
Fuel / environmental charge				60.97
Regulatory cost recovery charge				9.19
Non taxable 0.00%				0.00
Total Current Charges				264.55

By/Date Received: 04 3-31-20

By/Date Posted: 04 4/1

Approved for Payment: [Signature]

Hand Delivered to: _____

Mailed By/Date: 04 4/3

GL#: 6100 41 of 99

----- Please detach and send the lower portion with payment ----- (no cash or staples) -----

SENNA HILLS M.U.D. / BOOKKEEPER'S ACCOUNT
 City of Austin

5440

Date	Type	Reference	Original Amt.	Balance Due	4/6/2020 Discount	Payment
3/31/2020	Bill	359218102441	106.19	106.19		106.19
3/31/2020	Bill	353989030460	106.37	106.37		106.37
3/31/2020	Bill	462566361271	54.61	54.61		54.61
3/31/2020	Bill	606310904828	141.19	141.19		141.19
3/31/2020	Bill	612560079857	175.20	175.20		175.20
					Check Amount	583.56

Cash - ABC Bookkeep

583.56



Utility News

Bill Cycle: 19

Read Dates

Next meter read date will be on or about 4/24/2020.

Customers are now being enrolled for a full Spanish language bill option. The new bill will be clear, understandable and culturally relevant to Spanish-speaking customers. If interested, please call a customer service rep at 512-494-9400.

Outstanding utility bill balance? Set up a payment arrangement to keep your account in good standing. Call 512-494-9400 and a Customer Service Representative will assist you.

Not stopping for pedestrians might save you a few seconds, but the traumatic impacts from a crash last a lifetime. Help keep our streets safe by always yielding to pedestrians. Learn more safety tips at www.austintexas.gov/visionzero.

The City of Austin is now in Conservation Stage water restrictions. This means more flexibility in watering schedules and car washing at home. To find your watering day and get all the facts on Conservation Stage, visit WaterWiseAustin.org.

Be street smart! Public Works crews are resurfacing nearly 600 streets this summer. Visit www.austintexas.gov/streetmaintenance and use the Interactive Street Maintenance Map to see if your street is on the list.

Contact Information

View or Pay online: www.coautilities.com

Customer Service: 512-494-9400
 or call toll free at 1-888-840-6465
 TDD: 512-477-3663
 Se Habla Español

To report an electrical **OUTAGE** call 512-322-9100 or visit outagemap.austinenrgy.com. Please have your account number available.

Summary of Service

SENNA HILLS M U D
 Service Address: 10502 PRICKLY POPPY CV, ZIP: 78733

Account Number: 35983 10000
 Invoice Number: 359218102441

Bill Print Date: Mar 30, 2020
 Due Date: Apr 16, 2020

Previous Activity/Charges

Total Amount Due at Last Bill	\$94.31
Payment received - Thank you	-\$94.31
Previous Balance	\$0.00

Current Activity/Charges

Electric Service	+ \$106.19
Current Balance	\$106.19

If Payment is received after due date, a late fee will be assessed.

Total Amount Due **\$106.19**



By/Date Received: 04-16-20
 By/Date Posted: 4/16
 Approved for Payment: MIRY
 Hand Delivered to: _____
 Mailed By/Date: 4/16
 GL#: 0100

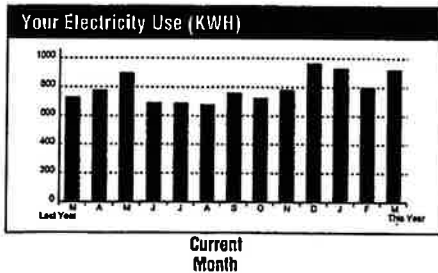
Continued On Next Page



Service Details

PowerLink Number:22017

10502 PRICKLY POPPY CV, ZIP: 78733



ELECTRIC SERVICE

Meter # 4007193

Read Date	02/24/2020	03/25/2020	Consumption
Read	15453	16373	920
	Reading Difference		920
	Total Consumption in KWH		920
	Demand Usage		7.04
	Power Factor		0.79

Days of service 30
 kWh Used 920
 Avg. kWh per day 30.7
 Avg. cost per day \$3.54
 13 month avg. consumption: 793.92

COA - Electric Commercial Secondary Voltage <10kW	
Customer Charge	\$18.00
Energy Charge 920 kWh at \$0.04802 per kWh	\$44.18
Community Benefit Charges	\$3.61
Regulatory Charges 920 kWh at \$0.01252 per kWh	\$11.52
Power Supply Adjustment 920 kWh at \$0.03139 per kWh (winter)	\$28.88
Total Current Charges	\$106.19
Commercial Sales Tax	
Taxable Amount	\$106.19
TOTAL CURRENT CHARGES	\$106.19



Want to save money on your electric bill? Visit austinenenergy.com for information on our rebate programs and energy saving tips.



Utility News

Bill Cycle 19

Read Dates

Next meter read date will be on or about 4/24/2020.

Customers are now being enrolled for a full Spanish-language bill option. The new bill will be clear, understandable and culturally relevant to Spanish-speaking customers. If interested, please call a customer service rep at 512-494-9400.

Outstanding utility bill balance? Set up a payment arrangement to keep your account in good standing. Call 512-494-9400 and a Customer Service Representative will assist you.

Not stopping for pedestrians might save you a few seconds, but the traumatic impacts from a crash last a lifetime. Help keep our streets safe by always yielding to pedestrians. Learn more safety tips at www.austintexas.gov/visionzero.

The City of Austin is now in Conservation Stage water restrictions. This means more flexibility in watering schedules and car washing at home. To find your watering day and get all the facts on Conservation Stage, visit WaterWiseAustin.org.

Be street smart! Public Works crews are resurfacing nearly 500 streets this summer. Visit www.austintexas.gov/streetmaintenance and use the Interactive Street Maintenance Map to see if your street is on the list.

Contact Information

View or Pay online: www.coautilities.com

Customer Service: 512-494-9400
 or call toll-free at 1-888-340-6465
 TDD: 512-477-3669
 Se Habla Español

To report an electrical **OUTAGE** call 512-322-9100 or visit outagemap.austinenergy.com. Please have your account number available.

Summary of Service

SENNA HILLS M U D

Service Address: 10828 1/2 SENNA HILLS DR, ZIP: 78733

Account Number: 35350 40000

Invoice Number: 353989030460

Bill Print Date Mar 30, 2020
 Due Date Apr 16, 2020

Previous Activity/Charges

Total Amount Due at Last Bill	\$104.45
Payment received - Thank you	-\$104.45

Previous Balance \$0.00

Current Activity/Charges

Electric Service	+ \$106.37
------------------	------------

Current Balance \$106.37

If Payment is received after due date, a late fee will be assessed.

Total Amount Due	\$106.37
-------------------------	-----------------



By/Date Received: 04-16-20

By/Date Posted: 4/16

Approved for Payment: [Signature]

Hand Delivered to: _____

Mailed By/Date: _____

GL#: 6100

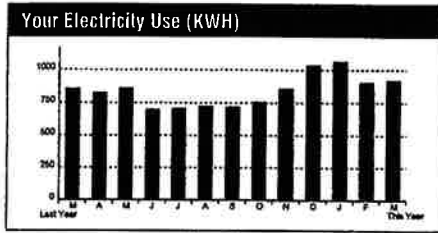
Continued On Next Page



Service Details

PowerLink Number:194918

10828 1/2 SENNA HILLS DR, ZIP: 78733



ELECTRIC SERVICE

Meter # 6153727

Read Date	02/24/2020	03/25/2020	Consumption
Read	4032	4954	922
	Reading Difference		922
	Total Consumption in KWH		922
	Demand Usage		3.10
	Power Factor		0.78

Days of service 30
kWh Used 922
Avg. kWh per day 30.7
Avg. cost per day \$3.55
 13 month avg. consumption: 839.15

COA - Electric Commercial Secondary Voltage <10kW	
Customer Charge	\$18.00
Energy Charge 922 kWh at \$0.04802 per kWh	\$44.27
Community Benefit Charges	\$3.62
Regulatory Charges 922 kWh at \$0.01252 per kWh	\$11.54
Power Supply Adjustment 922 kWh at \$0.03139 per kWh (winter)	\$28.94
Total Current Charges	\$106.37
Commercial Sales Tax	
Taxable Amount	\$106.37
TOTAL CURRENT CHARGES	\$106.37



Want to save money on your electric bill? Visit austinenenergy.com for information on our rebate programs and energy saving tips.



Utility News

Bill Cycle: 19

Read Dates

Next meter read date will be on or about 4/24/2020.

Customers are now being enrolled for a full Spanish language bill option. The new bill will be clear, understandable and culturally relevant to Spanish-speaking customers. If interested, please call a customer service rep at 512-494-9400.

Outstanding utility bill balance? Set up a payment arrangement to keep your account in good standing. Call 512-494-9400 and a Customer Service Representative will assist you.

Not stopping for pedestrians might save you a few seconds, but the traumatic impacts from a crash last a lifetime. Help keep our streets safe by always yielding to pedestrians. Learn more safety tips at www.austintexas.gov/visionzero.

The City of Austin is now in Conservation Stage water restrictions. This means more flexibility in watering schedules and car washing at home. To find your watering day and get all the facts on Conservation Stage, visit WaterWiseAustin.org.

Be street smart! Public Works crews are resurfacing nearly 500 streets this summer. Visit www.austintexas.gov/streetmaintenance and use the Interactive Street Maintenance Map to see if your street is on the list.

Contact Information

View or Pay online: www.coautilities.com

Customer Service: 512-494-9400
 or call toll free at 1-888-340-6465
 TDD: 512-477-3663
 Se Habla Español

To report an electrical **OUTAGE** call 512-322-9100 or visit outagemap.austinenergy.com. Please have your account number available.

Summary of Service

SENNA HILLS M U D

Service Address: 1709 1/2 LEMON MINT CT, ZIP: 78733

Account Number: 46251 00000

Invoice Number: 462566361271

Bill Print Date Mar 30, 2020
 Due Date Apr 16, 2020

Previous Activity/Charges

Total Amount Due at Last Bill	\$50.68
Payment received - Thank you	-\$50.68
Previous Balance	\$0.00

Current Activity/Charges

Electric Service	+ \$54.61
Current Balance	\$54.61

If Payment is received after due date, a late fee will be assessed.

Total Amount Due \$54.61



By/Date Received: DA 4-6-20
 By/Date Posted: 4/16
 Approved for Payment: [Signature]
 Hand Delivered to: _____
 Mailed By/Date: _____
 GL#: 6100

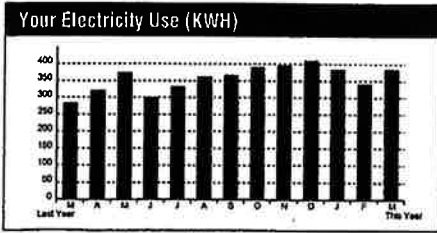
Continued On Next Page



Service Details

PowerLink Number:09320900

1709 1/2 LEMON MINT CT, ZIP: 78733



ELECTRIC SERVICE

Meter # 6153795

Read Date	02/24/2020	03/25/2020	Consumption
Read	1733	2115	382
	Reading Difference		382
	Total Consumption in KWH		382
	Demand Usage		3.68
	Power Factor		0.85

Days of service 30
 kWh Used 382
 Avg. kWh per day 12.7
 Avg. cost per day \$1.82
 13 month avg. consumption: 356.15

COA - Electric Commercial Secondary Voltage <10kW

Customer Charge	\$18.00
Energy Charge 382 kWh at \$0.04802 per kWh	\$18.34
Community Benefit Charges	\$1.50
Regulatory Charges 382 kWh at \$0.01252 per kWh	\$4.78
Power Supply Adjustment 382 kWh at \$0.03139 per-kWh (winter)	\$11.99
Total Current Charges	\$54.61
Commercial Sales Tax	
Taxable Amount	\$54.61
TOTAL CURRENT CHARGES	\$54.61



Want to save money on your electric bill? Visit austinenergy.com for information on our rebate programs and energy saving tips.



Utility News

Bill Cycle: 19

Read Dates

Next meter read date will be on or about 4/24/2020.

Customers are now being enrolled for a full Spanish-language bill option. The new bill will be clear, understandable and culturally relevant to Spanish-speaking customers. If interested, please call a customer service rep at 512-494-9400.

Receiving benefits from a government assistance program? You may qualify for utility bill payment assistance. Call 512-494-9400.

Outstanding utility bill balance? Set up a payment arrangement to keep your account in good standing. Call 512-494-9400 and a Customer Service Representative will assist you.

High energy bills? Get no-cost home upgrades to reduce energy use, lower energy costs and improve comfort based on home energy analysis and available funding. See if you qualify: austinenergy.com/go/weatherization.

Not stopping for pedestrians might save you a few seconds, but the traumatic impacts from a crash last a lifetime. Help keep our streets safe by always yielding to pedestrians. Learn more safety tips at www.austintexas.gov/visionzero.

Contact Information

View or Pay online: www.coautilities.com

Customer Service: 512-494-9400
or call toll free at 1-888-340-6465
TDD: 512-477-3663
Se Habla Español

To report an electrical **OUTAGE** call 512-322-9100 or visit outagemap.austinenergy.com. Please have your account number available.

Summary of Service

SENNA HILLS M U D
Service Address: 10724 1/2 STRAW FLOWER DR,
ZIP: 78733

Account Number: 60663 30000
Invoice Number: 606310904828

Bill Print Date Mar 30, 2020
Due Date Apr 16, 2020

Previous Activity/Charges

Total Amount Due at Last Bill	\$130.07
Payment received - Thank you	-\$130.07
Previous Balance	\$0.00

Current Activity/Charges

Electric Service	+\$141.19
Current Balance	\$141.19

If Payment is received after due date, a late fee will be assessed.

Total Amount Due \$141.19



By/Date Received: DA 4-6-20

By/Date Posted: 4/6

Approved for Payment: [Signature]

Hand Delivered to: _____

Mailed By/Date: _____

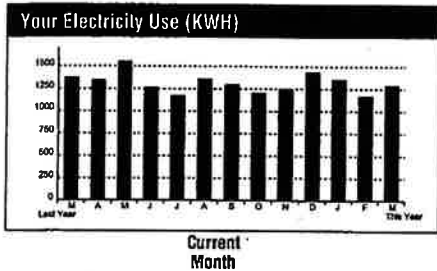
GL#: 6100

Continued On Next Page



Service Details

PowerLink Number: 135210



ELECTRIC SERVICE

10724 1/2 STRAW FLOWER DR, ZIP: 78733

Meter # 6152385

Read Date	02/24/2020	03/25/2020	Consumption
Read	5828	7113	1285
	Reading Difference		1285
	Total Consumption in KWH		1285
	Demand Usage		6.52
	Power Factor		0.58

Days of service 30
 kWh Used 1285
 Avg. kWh per day 42.8
 Avg. cost per day \$4.71
 13 month avg. consumption: 1310.77

COA - Electric Commercial Secondary Voltage <10kW	
Customer Charge	\$18.00
Energy Charge 1,285 kWh at \$0.04802 per kWh	\$61.71
Community Benefit Charges	\$5.05
Regulatory Charges 1,285 kWh at \$0.01252 per kWh	\$16.09
Power Supply Adjustment 1,285 kWh at \$0.03139 per kWh (winter)	\$40.34
Total Current Charges	\$141.19
Commercial Sales Tax	
Taxable Amount	\$141.19
TOTAL CURRENT CHARGES	\$141.19



Want to save money on your electric bill? Visit austinenenergy.com for information on our rebate programs and energy saving tips.



Utility News

Bill Cycle 19

Read Dates

Next meter read date will be on or about 4/24/2020.

Customers are now being enrolled for a full Spanish-language bill option. The new bill will be clear, understandable and culturally relevant to Spanish-speaking customers. If interested, please call a customer service rep at 512-494-9400.

Outstanding utility bill balance? Set up a payment arrangement to keep your account in good standing. Call 512-494-9400 and a Customer Service Representative will assist you.

Not stopping for pedestrians might save you a few seconds, but the traumatic impacts from a crash last a lifetime. Help keep our streets safe by always yielding to pedestrians. Learn more safety tips at www.austintexas.gov/visionzero.

The City of Austin is now in Conservation Stage water restrictions. This means more flexibility in watering schedules and car washing at home. To find your watering day and get all the facts on Conservation Stage, visit WaterWiseAustin.org.

Be street smart! Public Works crews are resurfacing nearly 500 streets this summer. Visit www.austintexas.gov/streetmaintenance and use the Interactive Street Maintenance Map to see if your street is on the list.

Contact Information

View or Pay online: www.coautilites.com

Customer Service: 512-494-9400
or call toll-free at 1-888-340-6465
TDD: 512-477-3663
Se Habla Español

To report an electrical **OUTAGE** call 512-322-9100 or visit outagemap.austinenergy.com. Please have your account number available.

Summary of Service

SENNA HILLS M U D
Service Address: 10425 1/2 SENNA HILLS DR, ZIP: 78733

Account Number: 61251 00000
Invoice Number: 612560079857

Bill Print Date: Mar 30, 2020
Due Date: Apr 16, 2020

Previous Activity/Charges

Total Amount Due at Last Bill	\$157.37
Payment received - Thank you	-\$157.37
Previous Balance	\$0.00

Current Activity/Charges

Electric Service	+ \$175.20
Current Balance	\$175.20

If Payment is received after due date, a late fee will be assessed.

Total Amount Due \$175.20



By/Date Received: 10/4-16-20
By/Date Posted: 10/21/20
Approved for Payment: [Signature]
Hand Delivered to: _____
Mailed By/Date: _____
GL#: 6100

Continued On Next Page



Service Details

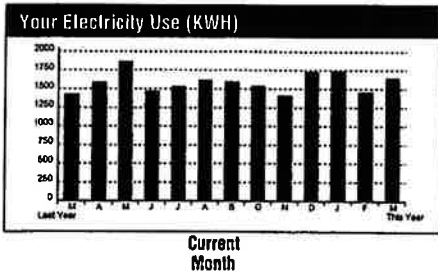
PowerLink Number:09305600

10425 1/2 SENNA HILLS DR, ZIP: 78733

ELECTRIC SERVICE

Meter # 5505323

Read Date	02/24/2020	03/25/2020	Consumption
Read	68307	69947	1640
	Reading Difference		1640
	Total Consumption in KWH		1640
	Demand Usage		6.58
	Power Factor		0.87



Days of service 30
KWh Used 1640
Avg. kWh per day 54.7
Avg. cost per day \$5.84
 13 month avg. consumption: 1581.08

COA - Electric Commercial Secondary Voltage <10kW

Customer Charge	\$18.00
Energy Charge 1,640 kWh at \$0.04802 per kWh	\$78.75
Community Benefit Charges	\$6.44
Regulatory Charges 1,640 kWh at \$0.01252 per kWh	\$20.53
Power Supply Adjustment 1,640 kWh at \$0.03139 per kWh (winter)	\$51.48
Total Current Charges	\$175.20
Commercial Sales Tax	
Taxable Amount	\$175.20
TOTAL CURRENT CHARGES	\$175.20



Want to save money on your electric bill? Visit austinenenergy.com for information on our rebate programs and energy saving tips.

SENNA HILLS M.U.D. / BOOKKEEPER'S ACCOUNT
LCRA

5441

Date	Type	Reference	Original Amt.	Balance Due	4/6/2020 Discount	Payment
3/31/2020	Bill	522869-March 2020	3,124.74	3,124.74	Check Amount	3,124.74

Cash - ABC Bookkeep Raw Water - March 2020

3,124.74



Lower Colorado River Authority
 Questions for domestic use service, call (512) 578-1535
 Questions for firm raw water service, call (512) 730-6757
 www.lcra.org

Previous Balance	\$3,140.62
Payments	\$(3,140.62)
Credits / Adjustments	\$0.00
Balance Forward	\$0.00
Current Charges	\$3,124.74
Account Balance	\$3,124.74



SENNA HILLS MUD #1
 C/O BOTT & DOUTHITT, PLLC
 ATTN: LISA WALD
 PO BOX 2445
 ROUND ROCK TX 78680

By/Date Received: 10/14/20
 By/Date Posted: 11/15/20
 Approved for Payment: [Signature]
 Hand Delivered to: _____
 Mailed By/Date: _____
 GL#: 6203 = 683.91
6201 = 2440.83

Service Address:
 Account Type: Raw Firm (PUA)
 Contract: 800-021-3940

Account	Customer	Statement Date	Due Date
00522869	00500969	03/31/20	04/30/20

Service From	Service to	Meter	Days	Previous Read	Current Read	Use (Gal)
02/11/20	03/12/20	56506845	30	218112.00	220389.00	2,277,000.00
02/11/20	03/12/20	56520955	30	53643.00	54423.00	780,000.00
02/11/20	03/12/20	LOSS-56506	30	218112.00	220389.00	12,523.50
02/11/20	03/12/20	LOSS-56520	30	53643.00	54423.00	4,290.00

BILLING DETAILS

Transaction Description	Consumption	Rate	Amount
Previous Balance			\$3,140.62
Payment - Thank You			\$(3,140.62)
	Balance Forward		\$0.00
Raw Water			
Monthly Reservation Fee	33.67	\$72.50	\$2,440.83
Raw Water - Firm	9.43	\$72.50	\$683.91
	Current Charges		\$3,124.74
	Account Balance		\$3,124.74

MAQ = 404.00 AF

Month	Use (AF)
Jan 2020	10.37
Feb 2020	9.65
Mar 2020	9.43
TOTAL	29.45

1 AF = 325,851 gallons

LCRA is offering water conservation rebates, including mulch/compost, rainwater harvesting and irrigation evaluations. To get more

PAYMENT OPTIONS

Mail:
 PO Box 301589
 Dallas, TX 75303-1589

Online: www.lcra.org
 In Person: Local-HEB (HEB charges a fee)

ACH:
 JPMorgan Chase Bank of Texas
 ABA #111-000-614
 Account #09922872675

Wire:
 JPMorgan Chase Bank of Texas
 ABA #021-000-021
 Account #099228726754 of 99

Accounts may be subject to penalty charges if payment is not received by the due date

SENNA HILLS M.U.D. / BOOKKEEPER'S ACCOUNT

West Travis County PUA

5442

Date	Type	Reference
3/31/2020	Bill	10094

Original Amt.
13,521.68

Balance Due
13,521.68

4/6/2020

Discount

Payment
13,521.68

Check Amount ✓

13,521.68

Cash - ABC Bookkeep Potable Water - March 2020

13,521.68

[L81064M1B] 7158492

55 of 99



West Travis County Public Utility Agency
www.wtcpu.org
 (512) 263-0125

Previous Balance	13,633.86
Payments	(13,633.86)
Credits/Adjustments	0.00
Balance Forward	0.00
Previous Interest Accrual	
Penalty Interest Accrual	0.00
Previous Late Fee Charges	
Late Fee (5%)	0.00
Current Charges	13,521.68
Total Amount Due	\$13,521.68

Senna Hills MUD #1
 c/o Bott & Douthitt, PLLC
 Attn: Lisa Wald
Lisa@bottdouthitt.com

Invoice Number	Account Number	Billing Date	Due Date
10094	523-00001-00	4/3/2020	5/3/2020

Service Address: NA
 Account Type: Wholesale Water

Meter Number	Previous Read Date	Current Read Date	Days	Previous Read	Current Read	Usage	Rate*
56506845	February 15, 2020	March 15, 2020	29	218112.00	220389.00	2,277,000.00	1.58
56520955	February 15, 2020	March 15, 2020	29	53643.00	54423.00	780,000.00	1.58
Total						3,057,000.00	

*New rates effective October 1, 2019

BILLING DETAILS

Description	Consumption	Rate	Amount
Wholesale Water			
Monthly Charge			\$8,691.62
Wholesale Treated Water	3057.00	1.58	\$4,830.06
Total Current Charges			\$13,521.68

*Per agreement the district shall pay interest on the unpaid balance at the rate of 15% per annum

**Per agreement past due payments will require a fee of 5% of the unpaid balance

By/Date Received: Lu 4/3
 By/Date Posted: Lu 4/5
 Approved for Payment: [Signature]
 Hand Delivered to: WTC PUA
 Mailed By/Date: _____
 GL#: 6200

Accounts may be subject to penalty charges if payment is not received by the due date



Senna Hills MUD #1
 c/o Bott & Douthitt, PLLC
 Attn: Lisa Wald
Lisa@bottdouthitt.com

REMIT TO:
 West Travis County Public Utility Agency
 13215 Bee Cave Pkwy.
 Bldg. B, Ste. 110
 Bee Cave, TX 78738

Invoice Number	Account Number	Billing Date	Due Date
10094	523-00001-00	4/3/2020	5/3/2020

Amount Due
\$13,521.68

SENNA HILLS M.U.D. / BOOKKEEPER'S ACCOUNT
A T & T

5443

Date Type Reference
4/1/2020 Bill 512A8560574754-4/20

Original Amt.
581.20

Balance Due
581.20

4/8/2020

Discount

Check Amount

Payment
581.20
581.20

Cash - ABC Bookkeep Telephone - April 2020

581.20



AT&T

SENNA HILLS MUD LSI
PO BOX 2445
ROUND ROCK TX 78680 - 2445

Page 1 of 2
Account Number 512 A85-6057 475 4
Billing Date Mar 29, 2020

Web Site att.com

Monthly Statement

Bill-At-A-Glance

Previous Consolidated Bill	581.20
Payment Received 3-16 Thank you!	581.20CR
Adjustments	.00
Balance	.00
Current Charges	581.20
Total Amount Due	\$581.20
Amount Due in Full By	Apr 22, 2020

Billing Summary

Online: att.com/myatt	Page	
Plans and Services		.00
1 800 321-2000		
Service Changes:		
1 800 321-2000		
Repair Services:		
1 800 286-8313		
Individual Account Summary	1	581.20
Total Current Charges		581.20

By/Date Received: 04/17/20
 By/Date Posted: 4/18
 Approved for Payment: _____
 Hand Delivered to: _____
 Mailed By/Date: 4/18
 GL#: 6125

News You Can Use Summary

- PREVENT DISCONNECT
- PROMPT PAYMENT ACT
- STILL GETTING PAPER?
- LONG DIST. PROVIDERS
- FEE DESCRIPTIONS

See "News You Can Use" for additional information

Individual Account Summary

Consolidated Summary of Current Charges

Account Number	Plans and Services	Other Providers	Taxes	Total Charges
612 283-0181 479	168.81	.00	.00	168.81
612 283-0347 289	81.78	.00	.00	81.78
612 283-4840 075	81.78	3.89	.00	85.47
612 283-9209 900	81.78	.00	.00	81.78
612 283-9211 946	81.78	.00	.00	81.78
612 402-1142 911	81.78	.00	.00	81.78
Totals	577.61	3.89	.00	581.20

News You Can Use

PREVENT DISCONNECT

Thank you for being a valued customer. Please be aware that all charges must be paid each month to keep your account current and prevent collection activities. We are required to inform you that certain charges such as your telephone line, and fees and surcharges MUST be paid in order to prevent interruption of basic local service. These charges are already included in the Total Amount Due and are \$581.20. Also, neglecting payment for other charges, such as long distance, voice mail, InLine@, wireless, and Internet may result in those services being interrupted.

LONG DIST. PROVIDERS

Our records show that you have not selected a primary local toll or long distance carrier. Please contact us if this does not agree with your records.

PROMPT PAYMENT ACT

Texas' Prompt Payment Act (PPA) applies to AT&T's service to governmental entities of the State of Texas and establishes requirements related to purchases by a governmental entity, including the time for payment, the accrual and payment of interest on overdue payments, and disputed payments. If you are a governmental entity, promptly contact AT&T at the following URL to advise AT&T of your PPA eligibility: <http://att.com/tppa>.

FEE DESCRIPTIONS

The Administrative Expense Fee recovers a portion of AT&T's internal costs associated with the Federal Communications Commission's Universal Service Fund and related programs. The Federal Regulatory Fee recovers amounts paid to the federal government for regulatory costs and telecommunications services for the hearing impaired, and costs associated with local number portability administration. These fees are not taxes or charges that the government requires AT&T to collect from its customers.

Local Services provided by AT&T Arkansas, AT&T Kansas, AT&T Missouri, AT&T Oklahoma, or AT&T Texas based upon the service address location.

GO GREEN - Enroll in paperless billing.

Return bottom portion with your check in the enclosed envelope.



SENNA HILLS MUD LSI
PO BOX 2445
ROUND ROCK TX 78680

Page 1 of 2
Account Number 512 263-0161 479 7
Billing Date Mar 29, 2020
Web Site att.com

Monthly Statement

Bill-At-A-Glance

Previous Bill	.00
Payment	.00
Adjustments	.00
Balance	.00
Current Charges	168.61
Total Applied to 512 A85-6057	\$168.61

Do Not Pay

Billing Summary

Online: att.com/myatt	Page	
Plans and Services	1	168.61
1 800 321-2000		
Service Changes:		
1 800 321-2000		
Repair Services:		
1 800 286-8313		
Total Current Charges		168.61

Plans and Services

Monthly Service - Mar 29 thru Apr 28

Charges for 512 263-0161

1. Bus Local Calling Unlimited A	70.00
Business Line (Measured Rate)	
Call Forwarding	
Caller ID Name Delivery	
Caller ID Number Delivery	
Expanded Local Calling Service	
Three-Way Calling	
Touchtone	
Unlimited Local Usage	

Charges for 512 263-5499

2. Bus Local Calling Unlimited B	65.00
Business Line (Measured Rate)	
Caller ID Name Delivery	
Caller ID Number Delivery	
Expanded Local Calling Service	
Touchtone	
Unlimited Local Usage	

Total Monthly Service 135.00

Surcharges and Other Fees

3. Federal Subscriber Line Charge	16.08
4. 911 Fee	1.00
5. State Cost-Recovery Fee	.35
6. Federal Universal Service Fee	3.94
7. Cost Assessment Charge	12.24
Total Surcharges and Other Fees	33.61

Taxes

8. Federal	.00
9. State and Local	.00
Total Taxes	.00

Total Plans and Services 168.61

Amount Subject to Sales Tax: .35

News You Can Use

LONG DIST. PROVIDERS

Our records show that you have selected AT&T Local Services or a company that resells their services as your primary local toll carrier and that you have chosen not to select a long distance carrier. Please contact us if this does not agree with your records.

News You Can Use Summary

- LONG DIST. PROVIDERS
- PROMPT PAYMENT ACT
- FEE DESCRIPTIONS
- EXPIRATION OF TERM
- COST ASSESSMENT CHRG
- STILL GETTING PAPER?

See "News You Can Use" for additional information

Local Services provided by AT&T Arkansas, AT&T Kansas, AT&T Missouri, AT&T Oklahoma, or AT&T Texas based upon the service address location.



SENNA HILLS MUD LSI
ATTN DAVID ISBELL
5008 BURLESON RD
AUSTIN TX 78744

Page 1 of 2
Account Number 512 263-0347 259 0
Billing Date Mar 29, 2020
Web Site att.com

Monthly Statement

Bill-At-A-Glance

Previous Bill	.00
Payment	.00
Adjustments	.00
Balance	.00
Current Charges	81.78
Total Applied to 512 A85-6057	\$81.78

Do Not Pay

Billing Summary

Online: att.com/myatt	Page	
Plans and Services	1	81.78
1 800 321-2000		
Service Changes:		
1 800 321-2000		
Repair Services:		
1 800 286-8313		
Total Current Charges		81.78

Plans and Services

Monthly Service - Mar 29 thru Apr 28

1. Bus Local Calling Unlimited B Business Line (Measured Rate)	85.00
Caller ID Name Delivery	
Caller ID Number Delivery	
Expanded Local Calling Service	
Touchtone	
Unlimited Local Usage	

Surcharges and Other Fees

2. Federal Subscriber Line Charge	8.04
3. 911 Fee	.50
4. State Cost-Recovery Fee	.15
5. Federal Universal Service Fee	1.97
6. Cost Assessment Charge	6.12
Total Surcharges and Other Fees	16.78

Taxes

7. Federal	.00
8. State and Local	.00
Total Taxes	.00

Total Plans and Services

81.78

Amount Subject to Sales Tax: .15

News You Can Use

LONG DIST. PROVIDERS

Our records show that you have not selected a primary local toll or long distance carrier. Please contact us if this does not agree with your records.

EXPIRATION OF TERM

The term of one or more of your Business Local Calling (BLC) circuits has expired or will be expiring soon. Effective within your next two bill cycles, the rate(s) that were provided under your agreement for the expired Business Local Calling (BLC) circuit(s) will be increased to the month-to-month or monthly extension rate(s) reflected in the applicable guidebook. You may save money by subscribing to a new term payment plan. You have the right to cancel this service without penalty. For more information, please contact an AT&T representative at the number listed on this statement.

News You Can Use Summary

- LONG DIST. PROVIDERS
- PROMPT PAYMENT ACT
- FEE DESCRIPTIONS
- EXPIRATION OF TERM
- COST ASSESSMENT CHRG
- STILL GETTING PAPER?

See "News You Can Use" for additional information

Local Services provided by AT&T Arkansas, AT&T Kansas, AT&T Missouri, AT&T Oklahoma, or AT&T Texas based upon the service address location.



SENNA HILLS MUD LSI
STE 105
1421 W WELLS BRANCH PKWY
PFLUGERVILLE TX 78660

Page 1 of 2
Account Number 512 263-4640 075 6
Billing Date Mar 29, 2020
Web Site att.com

Monthly Statement

Bill-At-A-Glance

Previous Bill	.00
Payment	.00
Adjustments	.00
Balance	.00
Current Charges	85.47
Total Applied to 512 A85-6057	\$85.47
Do Not Pay	

Billing Summary

Online: att.com/myatt	Page	
Plans and Services	1	81.78
1 800 321-2000		
Service Changes:		
1 800 321-2000		
Repair Services:		
1 800 286-8313		
AT&T Long Distance	1	3.69
1 800 321-2000		
Total Current Charges		85.47

News You Can Use Summary

- LONG DIST. PROVIDERS
- PROMPT PAYMENT ACT
- FEE DESCRIPTIONS
- EXPIRATION OF TERM
- COST ASSESSMENT CHRG
- STILL GETTING PAPER?

See "News You Can Use" for additional information

Plans and Services

Monthly Service - Mar 29 thru Apr 28

1. Bus Local Calling Unlimited B Business Line (Measured Rate) Caller ID Name Delivery Caller ID Number Delivery Expanded Local Calling Service Touchtone Unlimited Local Usage	85.00
--	-------

Surcharges and Other Fees

2. Federal Subscriber Line Charge	8.04
3. 911 Fee	.50
4. State Cost-Recovery Fee	.15
5. Federal Universal Service Fee	1.97
6. Cost Assessment Charge	6.12
Total Surcharges and Other Fees	18.78

Taxes

7. Federal	.00
8. State and Local	.00
Total Taxes	.00

Total Plans and Services

81.78

Amount Subject to Sales Tax: .15

AT&T Long Distance

Important Information

NOTICE OF PRICE INCREASE
Effective May 12, 2020, the Directory Assistance (DA) rate will increase from \$1.25 to \$1.99 per intrastate DA call. If you have questions regarding this change, please call a Service Representative at the number listed on this bill or visit us online at www.att.com. Thank you for using AT&T Long Distance.

Message Regarding Terms & Conditions:
To view your Terms & Conditions for AT&T Long Distance, access www.att.com/servicepublications or call AT&T at the toll free number on your bill.

Local Services provided by AT&T Arkansas, AT&T Kansas, AT&T Missouri, AT&T Oklahoma, or AT&T Texas based upon the service address location.



SENNA HILLS MUD LSI
 STE 105
 1421 W WELLS BRANCH PKWY
 PFLUGERVILLE TX 78660

Page 2 of 2
 Account Number 512 263-4640 075 6
 Billing Date Mar 29, 2020

AT&T Long Distance

Invoice Summary

(as of March 16, 2020)

Current Charges	3.00
Service Charges	.00
Credits and Adjustments	.00
Call Charges	.48
Surcharges and Other Fees	.21
Taxes	

Total Invoice Summary 3.69

Service Charges

Monthly Service Charges

Type of Service	Period	Qty	
1. BUS CLING	03/15-04/14	1	3.00
Total Monthly Service Charges			3.00
Total Service Charges			3.00

Surcharges and Other Fees

Description	
2. Federal Regulatory Fee	.11
3. Federal Universal Service Fee	.31
4. State Cost-Recovery Fee	.01
5. Texas Universal Service	.05
Total Surcharges and Other Fees	.48

Taxes

Description	
6. Federal Tax	.00
7. State and Local Taxes	.21
Total Taxes	.21

Total AT&T Long Distance 3.69

News You Can Use

LONG DIST. PROVIDERS

Our records indicate that you have selected AT&T Long Distance or a company that resells their services as your primary local toll carrier and AT&T Long Distance or a company that resells their services as your primary long distance carrier. Please contact us if this does not agree with your records.

EXPIRATION OF TERM

The term of one or more of your Business Local Calling (BLC) circuits has expired or will be expiring soon. Effective within your next two bill cycles, the rate(s) that were provided under your agreement for the expired Business Local Calling (BLC) circuit(s) will be increased to the month-to-month or monthly extension rate(s) reflected in the applicable guidebook. You may save money by subscribing to a new term payment plan. You have the right to cancel this service without penalty. For more information, please contact an AT&T representative at the number listed on this statement.

PROMPT PAYMENT ACT

Texas' Prompt Payment Act (PPA) applies to AT&T's service to governmental entities of the State of Texas and establishes requirements related to purchases by a governmental entity, including the time for payment, the accrual and payment of interest on overdue payments, and disputed payments. If you are a governmental entity, promptly contact AT&T at the following URL to advise AT&T of your PPA eligibility: <http://att.com/tppa>.

CDST ASSESSMENT CHRG

AT&T charges you this monthly per line amount to recover its ongoing costs incurred for property taxes and supporting the administration of local number portability, a government program that enables customers to retain their telephone number when changing service providers. This fee is not a tax or charge that the government requires AT&T to collect from its customers.

FEE DESCRIPTIONS

The Administrative Expense Fee recovers a portion of AT&T's internal costs associated with the Federal Communications Commission's Universal Service Fund and related programs. The Federal Regulatory Fee recovers amounts paid to the federal government for regulatory costs and telecommunications services for the hearing impaired, and costs associated with local number portability administration. These fees are not taxes or charges that the government requires AT&T to collect from its customers.

STILL GETTING PAPER?

Email us at GoPaperless@att.com with the subject line "Save Paper" to sign up for paperless billing today!

Terms and Conditions

CARRIER QUESTIONS

You may contact the Public Utility Commission of Texas, Office of Customer Protection, P.O. Box 13326, Austin, TX 78711-3326, 1-512-938-7120 or toll-free in Texas at 1-888-782-8477 if you believe the local exchange provider or the interexchange carrier on your bill are not correct or if there are unauthorized charges on your bill. Hearing and speech impaired customers with text telephones (TTY) may call 1-512-938-7138. When corresponding by mail, include your complaint and copies of the phone bills. Please contact AT&T Texas to switch your service back to the carrier of your choice.

For a complete listing of Terms and Conditions, please refer to:

- The inside of the AT&T White Pages directory, or
- Visit us on the web at att.com/terms





SENNA HILLS MUD LSI
ATTN: DAVID ISBELL
5008 BURLESON RD
AUSTIN TX 78744

Page 1 of 2
Account Number 512 263-9209 900 7
Billing Date Mar 29, 2020
Web Site att.com

Monthly Statement

Bill-At-A-Glance

Previous Bill	.00
Payment	.00
Adjustments	.00
Balance	.00
Current Charges	81.78
Total Applied to 512 A85-6057	\$81.78

Do Not Pay

Billing Summary

Online: att.com/myatt	Page	
Plans and Services	1	81.78
1 800 321-2000		
Service Changes:		
1 800 321-2000		
Repair Services:		
1 800 286-8313		
Total Current Charges		81.78

Plans and Services

Monthly Service - Mar 29 thru Apr 28

1. Bus Local Calling Unlimited B Business Line (Measured Rate)	85.00
Caller ID Name Delivery	
Caller ID Number Delivery	
Expanded Local Calling Service	
Touchtone	
Unlimited Local Usage	

Surcharges and Other Fees

2. Federal Subscriber Line Charge	8.04
3. 911 Fee	.50
4. State Cost-Recovery Fee	.15
5. Federal Universal Service Fee	1.97
6. Cost Assessment Charge	8.12
Total Surcharges and Other Fees	16.78

Taxes

7. Federal	.00
8. State and Local	.00
Total Taxes	.00

Total Plans and Services

81.78

Amount Subject to Sales Tax: .15

News You Can Use

LONG DIST. PROVIDERS

Our records show that you have selected AT&T Local Services or a company that resells their services as your primary local toll carrier and that you have chosen not to select a long distance carrier. Please contact us if this does not agree with your records.

EXPIRATION OF TERM

The term of one or more of your Business Local Calling (BLC) circuits has expired or will be expiring soon. Effective within your next two bill cycles, the rate(s) that were provided under your agreement for the expired Business Local Calling (BLC) circuit(s) will be increased to the month-to-month or monthly extension rate(s) reflected in the applicable guidebook. You may save money by subscribing to a new term payment plan. You have the right to cancel this service without penalty. For more information, please contact an AT&T representative at the number listed on this statement.

News You Can Use Summary

- LONG DIST. PROVIDERS
- PROMPT PAYMENT ACT
- FEE DESCRIPTIONS
- EXPIRATION OF TERM
- COST ASSESSMENT CHRG
- STILL GETTING PAPER?

See "News You Can Use" for additional information

Local Services provided by AT&T Arkansas, AT&T Kansas, AT&T Missouri, AT&T Oklahoma, or AT&T Texas based upon the service address location.



SENNA HILLS MUD LSI
PER AQUA SOURCE INC
5008 BURLESON RD
AUSTIN TX 78744

Page 1 of 2
Account Number 512 263-9211 946 6
Billing Date Mar 29, 2020
Web Site att.com

Monthly Statement

Bill-At-A-Glance

Previous Bill	.00
Payment	.00
Adjustments	.00
Balance	.00
Current Charges	81.78
Total Applied to 512 A85-6057	\$81.78
Do Not Pay	

Billing Summary

Online: att.com/myatt	Page	
Plans and Services	1	81.78
1 800 321-2000		
Service Charges:		
1 800 321-2000		
Repair Services:		
1 800 286-8313		
Total Current Charges		81.78

Plans and Services

Monthly Service - Mar 29 thru Apr 28

1. Bus Local Calling Unlimited B Business Line (Measured Rate) Caller ID Name Delivery Caller ID Number Delivery Expanded Local Calling Service Touchtone Unlimited Local Usage	85.00
---	-------

Surcharges and Other Fees

2. Federal Subscriber Line Charge	8.04
3. 911 Fee	.50
4. State Cost-Recovery Fee	.15
5. Federal Universal Service Fee	1.97
6. Cost Assessment Charge	6.12
Total Surcharges and Other Fees	16.78

Taxes

7. Federal	.00
8. State and Local	.00
Total Taxes	.00

Total Plans and Services

81.78

Amount Subject to Sales Tax: .15

News You Can Use

LONG DIST. PROVIDERS

Our records show that you have selected AT&T Local Services or a company that resells their services as your primary local toll carrier and that you have chosen not to select a long distance carrier. Please contact us if this does not agree with your records.

EXPIRATION OF TERM

The term of one or more of your Business Local Calling (BLC) circuits has expired or will be expiring soon. Effective within your next two bill cycles, the rate(s) that were provided under your agreement for the expired Business Local Calling (BLC) circuit(s) will be increased to the month-to-month or monthly extension rate(s) reflected in the applicable guidebook. You may save money by subscribing to a new term payment plan. You have the right to cancel this service without penalty. For more information, please contact an AT&T representative at the number listed on this statement.

News You Can Use Summary

- LONG DIST. PROVIDERS
- PROMPT PAYMENT ACT
- FEE DESCRIPTIONS
- EXPIRATION OF TERM
- COST ASSESSMENT CHRG
- STILL GETTING PAPER?

See "News You Can Use" for additional information

Local Services provided by AT&T Arkansas, AT&T Kansas, AT&T Missouri, AT&T Oklahoma, or AT&T Texas based upon the service address location.



SENNA HILLS MUD
ACCTS PAYABLE 105
1106 CLAYTON LN STE 400W
AUSTIN TX 78723

Page 1 of 2
Account Number 512 402-1142 911 3
Billing Date Mar 29, 2020
Web Site att.com

Monthly Statement

Bill-At-A-Glance

Previous Bill	.00
Payment	.00
Adjustments	.00
Balance	.00
Current Charges	81.78
Total Applied to 512 A85-6057	\$81.78

Do Not Pay

Billing Summary

Online: att.com/myatt	Page	
Plans and Services	1	81.78
1 800 321-2000		
Service Changes:		
1 800 321-2000		
Repair Services:		
1 800 286-8313		
Total Current Charges		81.78

Plans and Services

Monthly Service - Mar 29 thru Apr 28

1. Bus Local Calling Unlimited B Business Line (Measured Rate)	65.00
Caller ID Name Delivery	
Caller ID Number Delivery	
Expanded Local Calling Service	
Touchtone	
Unlimited Local Usage	

Surcharges and Other Fees

2. Federal Subscriber Line Charge	8.04
3. 911 Fee	.50
4. State Cost-Recovery Fee	.15
5. Federal Universal Service Fee	1.97
6. Cost Assessment Charge	8.12
Total Surcharges and Other Fees	18.78

Taxes

7. Federal	.00
8. State and Local	.00
Total Taxes	.00

Total Plans and Services

81.78

Amount Subject to Sales Tax: .15

News You Can Use

LONG DIST. PROVIDERS

Our records show that you have not selected a primary local toll or long distance carrier. Please contact us if this does not agree with your records.

EXPIRATION OF TERM

The term of one or more of your Business Local Calling (BLC) circuits has expired or will be expiring soon. Effective within your next two bill cycles, the rate(s) that were provided under your agreement for the expired Business Local Calling (BLC) circuit(s) will be increased to the month-to-month or monthly extension rate(s) reflected in the applicable guidebook. You may save money by subscribing to a new term payment plan. You have the right to cancel this service without penalty. For more information, please contact an AT&T representative at the number listed on this statement.

News You Can Use Summary

- LONG DIST. PROVIDERS
- PROMPT PAYMENT ACT
- FEE DESCRIPTIONS
- EXPIRATION OF TERM
- COST ASSESSMENT CHRG
- STILL GETTING PAPER?

See "News You Can Use" for additional information

Local Services provided by AT&T Arkansas, AT&T Kansas, AT&T Missouri, AT&T Oklahoma, or AT&T Texas based upon the service address location.

SENNA HILLS M.U.D. / BOOKKEEPER'S ACCOUNT
 City of Austin

5444

Date	Type	Reference	Original Amt.	Balance Due	4/14/2020 Discount	Payment
3/31/2020	Bill	65605893939	1,927.80	1,927.80		1,927.80
3/31/2020	Bill	205644210390	1,033.55	1,033.55		1,033.55
3/31/2020	Bill	014893566789	108.68	108.68		108.68
					Check Amount	3,070.03

Cash - ABC Bookkeep

3,070.03



Utility News

Bill Cycle: 06

Read Dates

Next meter read date will be on or about 5/6/2020.

Your safety is our priority. As our community comes together to respond to COVID-19, the City has taken steps to ensure customers have continuous access to needed services. Access City updates here: <http://austintexas.gov/COVID19>.

To ensure continuous service during this time, the City of Austin stopped all utility disconnects due to nonpayment. Call 512-494-9400 today to reconnect utilities. Please continue to pay as you are able to avoid large balances later.

The City of Austin is committed to your health and safety. To contribute to public safety, the City of Austin Walk-In Utility Service Centers are currently closed. Alternate payment options: austlnenergy.com/go/paymentoptions or call 3-1-1.

Outstanding utility bill balance? Set up a payment arrangement to keep your account in good standing. Call 512-494-9400 and a Customer Service Representative will assist you.

Customers are now being enrolled for a full Spanish-language bill option. The new bill will be clear, understandable and culturally relevant to Spanish-speaking customers. If interested, please call a customer service rep at 512-494-9400.

Contact Information

View or Pay online: www.coautilities.com

Customer Service: 512-494-9400
or call toll free at 1-888-340-6465
TDD: 512-477-3663
Se Habla Español

To report an electrical **OUTAGE** call 512-322-9100 or visit outagemap.austlnenergy.com. Please have your account number available.

Summary of Service

SENNA HILLS M U D

Service Address: 10900 1/2 SENNA HILLS DR, ZIP: 78733

Account Number: 20511 00000

Invoice Number: 205644210390

Bill Print Date

Apr 9, 2020

Due Date

Apr 27, 2020

Previous Activity/Charges

Total Amount Due at Last Bill \$1,004.49

Payment received - Thank you -\$1,004.49

Previous Balance

\$0.00

Current Activity/Charges

Electric Service + \$1,033.55

Current Balance

\$1,033.55

If Payment is received after due date, a late fee will be assessed.

Total Amount Due \$1,033.55



By/Date Received: 04/14/20

By/Date Posted: 04/14

Approved for Payment: [Signature]

Hand Delivered to:

Mailed By/Date: 04/14

GL#: 6100

Continued On Next Page



Service Details

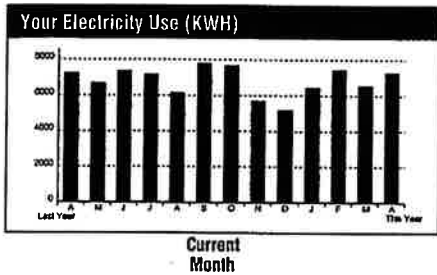
PowerLink Number:07849700

10900 1/2 SENNA HILLS DR, ZIP: 78733

ELECTRIC SERVICE

Meter # 6194579

Read Date	03/05/2020	04/06/2020	Consumption
Read	29071	36352	7281
	Reading Difference		7281
	Total Consumption in KWH		7281
	Demand Usage		53.41
	Power Factor		0.82



Days of service 32
 kWh Used 7281
 Avg. kWh per day 227.5
 Avg. cost per day \$32.30
 13 month avg. consumption: 6815.46

City of Austin Electric - Secondary Voltage >10kW <300kW

Customer Charge	\$27.50
Electric Delivery 53.41 kW at \$4.50 per kW	\$240.35
Demand Charge 53.41 kW at \$4.19 per kW	\$223.79
Energy Charge 7,281 kWh at \$0.02356 per kWh	\$171.54
Community Benefit Charges	\$28.61
Regulatory Charges 53.41 kW at \$3.49 per kW	\$186.40
Power Supply Adjustment, Winter 7,281 kWh at \$0.03139 per kWh	\$228.55
Power Factor Adjustment Below 90%	\$63.47
Load Factor Adjustment Below 20%	-\$136.66
Total Current Charges	\$1,033.55
Commercial Sales Tax	
Taxable Amount	\$1,033.55
TOTAL CURRENT CHARGES	\$1,033.55



Want to save money on your electric bill? Visit austinenergy.com for information on our rebate programs and energy saving tips.



Utility News

Bill Cycle 06

Read Dates

Next meter read date will be on or about 5/6/2020.

Your safety is our priority. As our community comes together to respond to COVID-19, the City has taken steps to ensure customers have continuous access to needed services. Access City updates here: <http://austintexas.gov/COVID19>.

To ensure continuous service during this time, the City of Austin stopped all utility disconnections due to nonpayment. Call 512-494-9400 today to reconnect utilities. Please continue to pay as you are able to avoid large balances later.

The City of Austin is committed to your health and safety. To contribute to public safety, the City of Austin Walk-In Utility Service Centers are currently closed. Alternate payment options: austnenergy.com/go/paymentoptions or call 3-1-1.

Outstanding utility bill balance? Set up a payment arrangement to keep your account in good standing. Call 512-494-9400 and a Customer Service Representative will assist you.

Customers are now being enrolled for a full Spanish language bill option. The new bill will be clear, understandable and culturally relevant to Spanish-speaking customers. If interested, please call a customer service rep. at 512-494-9400.

Contact Information

View or Pay online: www.coautilities.com

Customer Service: 512-494-9400
or call toll-free at 1-888-340-6465
TDD: 512-477-3663
Se Habla Español

To report an electrical **OUTAGE** call 512-322-9100 or visit outagemap.austnenergy.com. Please have your account number available.

Summary of Service

SENNA HILLS M U D

Service Address: 10500 1/2 FM 2244 RD Unit A, ZIP: 78733

Account Number: 65611 80000

Invoice Number: 656056893939

Bill Print Date: Apr 9, 2020
Due Date: Apr 27, 2020

Previous Activity/Charges

Total Amount Due at Last Bill: \$1,848.36
Payment received - Thank you: -\$1,848.36

Previous Balance: \$0.00

Current Activity/Charges

Electric Service: + \$1,927.80

Current Balance: \$1,927.80

If Payment is received after due date, a late fee will be assessed.

Total Amount Due \$1,927.80



By/Date Received: DL 4-14-20

By/Date Posted: lu 4/14

Approved for Payment: [Signature]

Hand Delivered to: _____

Mailed By/Date: _____

GL#: 6100

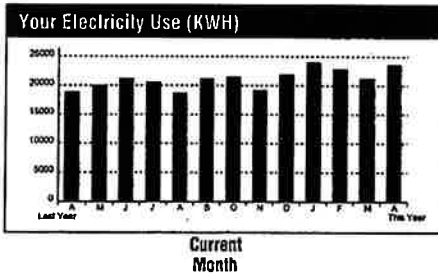
Continued On Next Page



Service Details

PowerLink Number: 271994

10500 1/2 FM 2244 RD Unit A, ZIP: 78733



ELECTRIC SERVICE

Meter # 5505367

Read Date	03/05/2020	04/06/2020	Consumption
Read	68386	91949	23563
	Reading Difference		23563
	Total Consumption in KWH		23563
	Demand Usage		37.90
	Power Factor		0.81

Days of service 32
 kWh Used 23563
 Avg. kWh per day 736.3
 Avg. cost per day \$60.24
 13 month avg. consumption: 21117.85

City of Austin Electric - Secondary Voltage >10kW <300kW

Customer Charge	\$27.50
Electric Delivery 37.90 kW at \$4.50 per kW	\$170.55
Demand Charge 37.90 kW at \$4.19 per kW	\$158.80
Energy Charge 23,563 kWh at \$0.02356 per kWh	\$555.14
Community Benefit Charges	\$92.61
Regulatory Charges 37.90 kW at \$3.49 per kW	\$132.27
Power Supply Adjustment, Winter 23,563 kWh at \$0.03139 per kWh	\$739.64
Power Factor Adjustment Below 90%	\$51.29
Total Current Charges	\$1,927.80
Commercial Sales Tax	
Taxable Amount	\$1,927.80
TOTAL CURRENT CHARGES	\$1,927.80

Want to save money on your electric bill? Visit austineenergy.com for information on our rebate programs and energy saving tips.





Utility News

Bill Cycle 06

Read Dates:

Next meter read date will be on or about 5/6/2020.

Your safety is our priority. As our community comes together to respond to COVID-19, the City has taken steps to ensure customers have continuous access to needed services. Access City updates here: <http://austintexas.gov/COVID19>.

To ensure continuous service during this time, the City of Austin stopped all utility disconnects due to nonpayment. Call 512-494-9400 today to reconnect utilities. Please continue to pay as you are able to avoid large balances later.

The City of Austin is committed to your health and safety. To contribute to public safety, the City of Austin Walk-In Utility Service Centers are currently closed. Alternate payment options: austnenergy.com/go/paymentoptions or call 3-1-1.

Outstanding utility bill balance? Set up a payment arrangement to keep your account in good standing. Call 512-494-9400 and a Customer Service Representative will assist you.

Customers are now being enrolled for a full Spanish-language bill option. The new bill will be clear, understandable and culturally relevant to Spanish-speaking customers. If interested, please call a customer service rep at 512-494-9400.

Contact Information

View or Pay online: www.coautilities.com

Customer Service: 512-494-9400
or call toll free at 1-888-940-6465
TDD: 512-477-3663
Se Habla Español

To report an electrical **OUTAGE** call 512-322-9100 or visit outagemap.austnenergy.com. Please have your account number available.

Summary of Service

SENNA HILLS M U D
Service Address: 10500 1/2 FM 2244 RD, ZIP: 78733
Account Number: 01451 00000
Invoice Number: 014893566789

Bill Print Date: Apr 9, 2020
Due Date: Apr 27, 2020

Previous Activity/Charges

Total Amount Due at Last Bill: \$94.02
Payment received - Thank you: -\$94.02

Previous Balance: \$0.00

Current Activity/Charges

Electric Service: + \$108.68

Current Balance: \$108.68

If Payment is received after due date, a late fee will be assessed.

Total Amount Due / \$108.68



By/Date Received: 04-14-20

By/Date Posted: 4/14

Approved for Payment: [Signature]

Hand Delivered to: _____

Mailed By/Date: _____

GL#: 6100

Continued On Next Page.

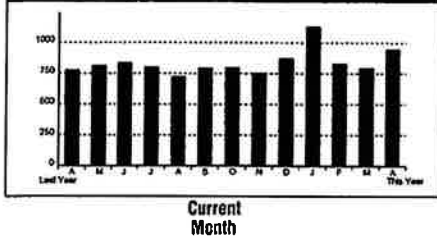


Service Details

PowerLink Number:09380802

10500 1/2 FM 2244 RD, ZIP: 78733

Your Electricity Use (KWH)



ELECTRIC SERVICE

Meter # 4007977

Read Date	03/05/2020	04/06/2020	Consumption
Read	89105	90051	946
	Reading Difference		946
	Total Consumption in KWH		946
	Demand Usage		2.57
	Power Factor		0.82

Days of service 32
 kWh Used 946
 Avg. kWh per day 29.6
 Avg. cost per day \$3.40
 13 month avg. consumption: 834.31

COA - Electric Commercial Secondary Voltage <10kW

Customer Charge	\$18.00
Energy Charge 946 kWh at \$0.04802 per kWh	\$45.43
Community Benefit Charges	\$3.72
Regulatory Charges 946 kWh at \$0.01252 per kWh	\$11.84
Power Supply Adjustment 946 kWh at \$0.03139 per kWh (winter)	\$29.69
Total Current Charges	\$108.68
Commercial Sales Tax	
Taxable Amount	\$108.68
TOTAL CURRENT CHARGES	\$108.68



Want to save money on your electric bill? Visit austinenenergy.com for information on our rebate programs and energy saving tips.

Expenditures to be Approved for Payment

Senna Hills M.U.D. - GF

Director Fees

April 24, 2020

Date	Num	Type	Source Name	Payroll Item	Wage Base	Amount
04/24/2020		Paycheck	Chet Palesko	Director Fees	0.00	150.00
			Chet Palesko	Social Security Employee	150.00	(9.30)
			Chet Palesko	Medicare Employee	150.00	(2.17)
						138.53
04/24/2020		Paycheck	Corey Newhouse	Director Fees	0.00	150.00
			Corey Newhouse	Social Security Employee	150.00	(9.30)
			Corey Newhouse	Medicare Employee	150.00	(2.18)
						138.52
04/24/2020		Paycheck	David Perl	Director Fees	0.00	150.00
			David Perl	Social Security Employee	150.00	(9.30)
			David Perl	Medicare Employee	150.00	(2.17)
						138.53
04/24/2020		Paycheck	Joe Szoo	Director Fees	0.00	150.00
			Joe Szoo	Social Security Employee	150.00	(9.30)
			Joe Szoo	Medicare Employee	150.00	(2.17)
						138.53
04/24/2020		Paycheck	Lisa S. McKenzie	Director Fees	0.00	150.00
			Lisa S. McKenzie	Social Security Employee	150.00	(9.30)
			Lisa S. McKenzie	Medicare Employee	150.00	(2.17)
						138.53
TOTAL						692.64

ORIGINAL INVOICE

INVOICE



Mail all remittances to:
 Box 88223
 Milwaukee, WI 53288-0223

4545 W Brown Deer Rd. P.O. Box 245036
 Milwaukee, WI 53224-9536 (414) 355-0400
 Credit Inquiries - credit@badgermeter.com

INVOICE NUMBER	DATE
80050965	03/30/20
D-U-N-S 00-606-9710	
NET 30 DAYS	

FED I.D. #39-0143280
 GST# 123746141

SOLD TO CUSTOMER: 25341
 SENNA HILLS MUD
 P O BOX 2445
 ROUND ROCK, TX 78728

SHIP TO CUSTOMER: 1
 SENNA HILLS MUD
 14050 SUMMIT DR SUITE 103
 AUSTIN, TX 78728

CUSTOMER PO#	SHIPPING TERMS	FREIGHT CARRIER
BADGER SERVICES	FREIGHT PREPAID	
ORDER DATE	INCO TERMS	TRACKING NUMBER
03/30/20	FCA FACTORY	
PROPOSAL #	FINAL DESTINATION	WAREHOUSE / ORDER#
	UNITED STATES	MM 642613

LINE	PRODUCT DEFINITION	UNIT PRICE	EXTENDED PRICE USD
1	Badger Meter Item: 68886-104 Description: ORION CELLULAR LTE SERV UNIT Ordered: 10.000 Shipped: 10.000 7723 ATLAS UTILITY SUPPLY 7723 12 0 AA AP SERVICES FOR MARCH 2020	3.0000	30.00
	Sub Total		30.00
	Total		30.00
	BEACON SERVICES INVOICE, SALES REPRESENTATIVE # 7723		
	By/Date Received: <u>04-16-20</u>		
	By/Date Posted: <u>4/16</u>		
	Approved for Payment: <u>[Signature]</u>		
	Hand Delivered to: _____		
	Mailed By/Date: _____		
	GL#: <u>6358</u>		

This Invoice is made subject to the terms & conditions found on our web-site: <https://www.badgermeter.com/terms-and-conditions>
 Goods covered by this invoice were produced in compliance with the provisions of the Fair Labor Standards Act of 1938 as amended.



Invoice

Date	Invoice #
3/31/2020	8831

Bill To
Senna Hills MUD PO Box 2445 Round Rock, TX 78680

Description	Amount
Monthly Accounting Services - Meeting	1,950.00
By/Date Received: <u>ON 3-30-20</u> By/Date Posted: <u>ON 3-31-20</u> Approved for Payment: <u>[Signature]</u> Hand Delivered to: _____ Mailed By/Date: _____ GL#: <u>6330</u>	
Thank you for your business!	Total \$1,950.00

PO Box 2445 • Round Rock, TX • 78680
 Phone (512) 733-0700 • Fax (512) 733-0704

DSHS CENTRAL LAB MC2004
P O BOX 149347

AUSTIN, TX 78714-9347

SENNA HILLS MUD (032020)
C/O WILLATT & FLICKINGER PLLC
12912 HILL COUNTRY BLVD STE F232
AUSTIN, TX 78738

Account # CEN.CD3509_032020 PWS ID#2270316 Date: 04/03/2020 Page:

This is your statement for 2020

DESCRIPTION	Amount
Previous Charges ----->	1903.26
Payments Received ----->	-1849.54
Adjustments ----->	
Net Balance from Prior Periods ----->	53.72

Account# CEN.CD3509_032020

Please make checks payable to : DSHS CENTRAL LAB MC2004
and include this statement with payment

Mail to : DSHS CENTRAL LAB MC2004
P O BOX 149347
AUSTIN, TX 78714-9347

Please feel free to contact DSHS CENTRAL LAB MC2004 billing department @ 512-776-7317 if you have been billed in error or if you have any questions concerning your statement. Thank you!

By/Date Received: 4/13
By/Date Posted: 4/13
Approved for Payment:
Hand Delivered to:
Mailed By/Date:
GL#: 6550



Texas Department of State Health Services

LABORATORY SERVICES SECTION, MC-1947
1100 W. 49th St., Austin, Tx. 78756 (512)458-7587

PO BOX 149347
AUSTIN, TEXAS 78714-9347
1-888-963-7111
www.dshs.state.tx.us

*NITRATE
Analysis Report

Submitter Identification Number: 2270316

SENNA HILLS MUD
PALESKO, CHET, A
12912 HILL COUNTRY BLVD STE F-232
AUSTIN, TX 78738-6328

Date Reported : 04/02/2020
Report ID# : 20200402120843AF03658

Lab Sample ID# : AF03658
Sample Priority : NORMAL
TCEQ ID#(s) : 2038466
Water Source :
Entry Point(s) : EP001

Date Collected : 03/19/2020 10:35
Date Received : 03/20/2020

Sample Cond. : Acceptable

Table with 7 columns: Analyte, Result, Unit, Method, Date/Time Analyzed, Analyst. Row 1: Nitrate as N^1, 0.15, mg/L, EPA 353.2, 03/20/2020 09:58, TH

Comments:

The test results on this report relate only to the sample identified on this report. The test results for analytes noted(*) meet all TNI (2009 Standard) requirements.

Authorized by Team Lead HNGO on 03/31/2020



Inframark, LLC
 2002 West Grand Parkway North
 Suite 100
 Katy, TX 77449

Invoice: 50336
 Invoice Date: 4/3/2020
 Due Date: 5/3/2020
 Terms: Net 30
 Project ID: SENNA
 PO #:

Bill To:
 Senna Hills MUD
 Bott & Douthitt
 PO Box 2445
 Round Rock TX 78680
 United States

Sales Description	Quantity	Units	Rate	Amount
Operations Services for the Month of: March 2020				
Operations Charges				
Wastewater Treatment Plant(s)	1	Ea	\$3,000.00	\$3,000.00
Lift Station(s)	6	Ea	\$150.00	\$900.00
District Operations	1	Ea	\$500.00	\$500.00
Connections - Residential	405	Ea	\$3.00	\$1,215.00
Connections - Commercial Units	6	Ea	\$3.00	\$18.00
Total Operations Charges				\$5,633.00
Administration Charges				
Postage	1	Ea	\$170.60	\$170.60
Stationary	1	Ea	\$71.58	\$71.58
Delinquent Letters	9	Ea	\$7.50	\$67.50
Service Transfers	2	Ea	\$7.50	\$15.00
Confidentiality Letters	2	Ea	\$10.00	\$20.00
Total Administration Charges				\$344.68
			Subtotal	\$5,977.68
			Tax (0%)	\$0.00
			Total Due	\$5,977.68

By/Date Received: lu 4/3
 By/Date Posted: lu 4/5
 Approved for Payment: [Signature]
 Hand Delivered to: _____
 Mailed By/Date: _____
 GL#: 6000



Inframark, LLC
 2002 West Grand Parkway North, Suite 100
 Katy, Texas 77449
 (281) 578-4200

Client ID Number	1-02375
------------------	---------

Invoice Number	1129274
Invoice Date	3/30/2020
Due Date	4/29/2020

To: Senna Hills MUD
 Douthitt & Bott
 P O Box 2445

 Round Rock, Texas 78680

Service Description	Total
Maintenance Services	\$5,631.45

By/Date Received: OK 3-31-20
 By/Date Posted: lu 4/2
 Approved for Payment: [Signature]
 Hand Delivered to: _____
 Mailed By/Date: _____
 GL#: see detail

Subtotal	\$5,631.45
Sales Tax	\$0.00
Total	\$5,631.45

Please Pay This Amount

Remit To: Inframark, LLC
 P.O. Box 733778
 Dallas, Texas 75373-3778

*Please note our lockbox address has changed.
 Please include the Project ID and the Invoice Number on the check stub of your payment.*

INFRAMARK, LLC
DISTRICT : SENNA HILLS MUD
INVOICE NO. 1129274 - SUMMARY
INVOICE DATE: 3/30/2020

Work Type/Sub/Category	Equipment Costs	Labor Costs	Materials/Other Service Costs	Sales Tax Total	Total Costs
Administrative					
Administrative Services	\$29.00	\$87.88	\$0.00	\$0.00	\$116.88
AD Total	\$29.00	\$87.88	\$0.00	\$0.00	\$116.88
Maintenance, Lift Station					
LS6					
Predictive Maintenance	\$587.35	\$791.39	\$0.73	\$0.00	\$1,379.47
LS6 Total	\$587.35	\$791.39	\$0.73	\$0.00	\$1,379.47
LS Total	\$587.35	\$791.39	\$0.73	\$0.00	\$1,379.47
Maintenance, Sewer Plant					
SP1					
Chemicals	\$0.00	\$0.00	\$184.00	\$0.00	\$184.00
General Maintenance & Repairs	\$182.50	\$767.09	\$154.26	\$0.00	\$1,103.85
Lab Fees or Laboratory Sampling	\$27.00	\$95.25	\$4.81	\$0.00	\$127.06
Predictive Maintenance	\$771.36	\$791.39	\$0.73	\$0.00	\$1,563.48
SP1 Total	\$980.86	\$1,653.73	\$343.80	\$0.00	\$2,978.39
SP Total	\$980.86	\$1,653.73	\$343.80	\$0.00	\$2,978.39
Maintenance, Water					
General Maintenance & Repairs	\$136.50	\$488.32	\$81.69	\$0.00	\$706.51
Lab Fees or Laboratory Sampling	\$0.00	\$0.00	\$138.00	\$0.00	\$138.00
MW Total	\$136.50	\$488.32	\$219.69	\$0.00	\$844.51

INFRAMARK, LLC
DISTRICT : SENNA HILLS MUD
INVOICE NO. 1129274 - SUMMARY
INVOICE DATE: 3/30/2020

Work Type / Sub Category	Equipment Costs	Labor Costs	Materials / Other Service Costs	Sales Tax Total	Total Costs
Storm Water System					
General Maintenance & Repairs	\$36.00	\$128.04	\$148.17	\$0.00	\$312.21
SW Total	\$36.00	\$128.04	\$148.17	\$0.00	\$312.21
Invoice Total	\$1,769.71	\$3,149.36	\$712.38	\$0.00	\$5,631.45

30 Mar 2020 03:43:20PM CST
Go Green! Think before you print.

INFRAMARK, LLC
DISTRICT : SENNA HILLS MUD
INVOICE NO. 1129274 - DETAIL
INVOICE DATE: 3/30/2020

Work Type/Sub Category	Date Complete	WO Number	Address	Task Details	Equipment Costs	Labor Costs	Materials/Other Services Costs	Sales Tax Total	Total Costs	B/C
Administrative Services	2/26/2020	2188692	SENNA District Area	Deliver or Post Notices in a District Area; DELIVER PACKETS TO BOARD MEMBERS DateSched: 02/26/20	\$29.00	\$87.88	\$0.00	\$0.00	\$116.88	N
				Administrative Services Total	\$29.00	\$87.88	\$0.00	\$0.00	\$116.88	
Maintenance, Lift Station				AD Total	\$29.00	\$87.88	\$0.00	\$0.00	\$116.88	
LS6										
Predictive Maintenance	3/12/2020	2187798	10828 1/2 Senna Hills Blvd	Annual Generator Electrical Load Test for a Generator; Sched#: 6559 SchedType: ELEC DateSched: 03/02/20	\$587.35	\$791.39	\$0.73	\$0.00	\$1,379.47	N
				Predictive Maintenance Total	\$587.35	\$791.39	\$0.73	\$0.00	\$1,379.47	
				LS6 Total	\$587.35	\$791.39	\$0.73	\$0.00	\$1,379.47	
				LS Total	\$587.35	\$791.39	\$0.73	\$0.00	\$1,379.47	
Maintenance, Sewer Plant	1/29/2020	2143719	10500 FM 2244	Purchase Chemicals for Sewer Treatment Plant; Sched#: 5893 SchedType: DateSched: 01/31/20	\$0.00	\$0.00	\$92.00	\$0.00	\$92.00	N
SP1										
Chemicals										

6000

6250

INFRAMARK, LLC
 DISTRICT : SENNA HILLS MUD
 INVOICE NO. 1129274 - DETAIL
 INVOICE DATE: 3/30/2020

30 Mar 2020 03:43:20PM CST
 Go Green! Think before you print.

Work Type/Sub-Category	Date Complete	WO Number	Address	Task Details	Equipment Costs	Labor Costs	Materials/Other Service Costs	Sales Tax Total	Total Costs	B/C
	12/31/2019	2168082	10500 FM 2244	Purchase Chemicals for Sewer Treatment Plant; Sched#: 5893 SchedType: DateSched: 02/01/20	\$0.00	\$0.00	J \$92.00	\$0.00	\$92.00	N
				Chemicals Total	\$0.00	\$0.00	\$184.00	\$0.00	\$184.00	
General Maintenance & Repairs										
	11/26/2019	2109590	10500 FM 2244	General Repair or Maintenance of an Asset at a Sewer Treatment Plant; LABEL DRUM SCREENS 1 & 2. DateSched: 11/15/19	\$0.00	\$0.00	J \$9.89	\$0.00	\$9.89	N
	2/11/2020	2168037	10500 FM 2244	Purchase Supplies for a Sewer Treatment Plant; Sched#: 6197 SchedType: DateSched: 02/01/20	\$9.00	\$36.38	J \$25.01	\$0.00	\$70.39	N
	1/30/2020	2172154	10500 FM 2244	General Repair or Maintenance of an Asset at a Sewer Treatment Plant; REPLACE INDICATOR BULBS ON CATWALK CONTROL PANEL. DateSched: 02/05/20	\$27.00	\$0.00	J \$50.37	\$0.00	\$77.37	N
	3/10/2020	2191141	10500 FM 2244	Investigate a Problem at a Sewer Treatment Plant; INVESTIGATE FAILURE OF SCADA SYSTEM TO CALL OUT ALARMS. DateSched: 03/02/20	\$101.50	\$303.20	\$0.00	\$0.00	\$404.70	N
	3/12/2020	2203385	10500 FM 2244	General Repair or Maintenance of an Asset at a Sewer Treatment Plant; CLEAN-UP & ORGANIZE PLANT AND MOVE SUPPLIES TO CONNEX STORAGE. DateSched: 03/12/20	\$18.00	\$238.15	\$0.00	\$0.00	\$256.15	N
	3/17/2020	2204567	10500 FM 2244	General Repair or Maintenance of an Asset at a Sewer Treatment Plant; PURCHASE AND INSTALL ROUTER FOR WIFI	\$27.00	\$189.36	J \$68.99	\$0.00	\$285.35	N
				General Maintenance & Repairs Total	\$182.50	\$767.09	\$154.26	\$0.00	\$1,103.85	

3039

5229

INFRAMARK, LLC
 DISTRICT : SENNA HILLS MUD
 INVOICE NO. 1129274 - DETAIL
 INVOICE DATE: 3/30/2020

30 Mar 2020 03:43:20PM CST
 Go Green! Think before you print.

WorkType/Sub Category	Date Complete	WO Number	Address	Task Details	Equipment Costs	Labor Costs	Materials/Other Service Costs	Sales Tax Total	Total Cost	B/C
Lab Fees or Laboratory Sampling	1/8/2020	2143659	10500 FM 2244	Purchase Laboratory Services for Sewer Treatment Plant. Sched#: 3019 SchedType: DateSched: 01/31/20	\$27.00	\$95.25	J \$4.81	\$0.00	\$127.06	N
				Lab Fees or Laboratory Sampling Total	\$27.00	\$95.25	\$4.81	\$0.00	\$127.06	
Predictive Maintenance	3/12/2020	2187799	10500 FM 2244	Annual Generator Electrical Load Test for a Generator. Sched#: 6567 SchedType: ELEC DateSched: 03/02/20	\$771.36	\$791.39	\$0.73	\$0.00	\$1,563.48	N
				Predictive Maintenance Total	\$771.36	\$791.39	\$0.73	\$0.00	\$1,563.48	
Maintenance, Water				SP1 Total	\$980.86	\$1,653.73	\$343.80	\$0.00	\$2,978.39	
				SP Total	\$980.86	\$1,653.73	\$343.80	\$0.00	\$2,978.39	
General Maintenance & Repairs	2/26/2020	2186125	10508 Prezia Dr	Investigate a Water System Problem; Customer reported low water pressure - please check pressure and hang tag with results. DateSched: 02/25/20	\$13.50	\$64.56	\$0.00	\$0.00	\$68.06	N
	3/1/2020	2192780	SENNA District Area	Chlorine Residual in the Water System; Monitor weekend cl2 residual	\$22.50	\$191.51	\$0.00	\$0.00	\$214.01	N

6550
 53330

Work Type/ Sub-Category	Date Complete	WO Number	Address	Task Details	Equipment Costs	Labor Costs	Materials/Other Service Costs	Sales Tax Total	Total Costs	B/C
	3/13/2020	2201550	SENNA District Area	Meet and/or Assist Consultants or Contractors at a Water System; PICK UP ALL MASTER METERS IN STORAGE AT WTC1 AND TAKE TO SENNA HILLS CONNEX DateSched: 03/11/20	\$13.50	\$41.46	\$0.00	\$0.00	\$54.96	N
	3/12/2020	2201981	2201 Rivina Dr	Customer Move Out - Read Meter, Disconnect or Turn Off Service;	\$0.00	\$0.00	\$20.00	\$0.00	\$20.00	N
	3/12/2020	2202122	2201 Rivina Dr	Customer Move In - Read Meter, Reconnect or Turn On Service;	\$0.00	\$0.00	\$20.00	\$0.00	\$20.00	N
	3/12/2020	2202632	SENNA District Area	Hang Tags in District Area (Delinquent, NSF, customer service notice, boil water notices (active & resend), VMU); Hang 7 red delinquent tags in the District. DateSched: 03/12/20	\$87.00	\$200.79	\$1.69	\$0.00	\$289.48	N
	3/19/2020	2205076	10615 Senna Hills Dr	Customer Move Out - Read Meter, Disconnect or Turn Off Service; DateSched: 03/19/20	\$0.00	\$0.00	\$20.00	\$0.00	\$20.00	N
	3/19/2020	2207515	10615 Senna Hills Dr	Customer Move In - Read Meter, Reconnect or Turn On Service; DateSched: 03/19/20	\$0.00	\$0.00	\$20.00	\$0.00	\$20.00	N
	3/20/2020	2209773	SENNA District Area	Read Meter Only - Misread, High, Low, Reverse - From Billing Department; QC's from meter reading. DateSched: 03/20/20	\$0.00	\$0.00	\$0.00	\$0.00	\$0.00	N
				General Maintenance & Repairs Total	\$136.50	\$488.32	\$81.69	\$0.00	\$706.51	
Lab Fees or Laboratory Sampling										
	2/24/2020	2193416	SENNA District Area	Purchase Laboratory Services for Water System Asset; Water Utility Services	\$0.00	\$0.00	J \$138.00	\$0.00	\$138.00	N
				Lab Fees or Laboratory Sampling Total	\$0.00	\$0.00	\$138.00	\$0.00	\$138.00	
				MW Total	\$136.50	\$488.32	\$219.69	\$0.00	\$844.51	

032520
 032520

INFRAMARK, LLC
 DISTRICT : SENNA HILLS MUD
 INVOICE NO. 1129274 - DETAIL
 INVOICE DATE: 3/30/2020

30 Mar 2020 03:43:20PM CST
 Go Green! Think before you print.

Work Type/Sub Category	Date Complete	WO Number	Address	Task Details	Equipment Costs	Labor Costs	Materials/Other Service Costs	Sales Tax Total	Total/ Costs	B/C
Storm Water System										
General Maintenance & Repairs										
	2/10/2020	2174952	10308 Indigo Broom Loop	Investigate a Problem at a Storm Water System Asset, INVESTIGATE EROSION ISSUES, NOTIFY BUILDER TO CEASE OPERATIONS UNTIL EC METHODS ARE IN PLACE.	\$36.00	\$128.04	↓ \$148.17	\$0.00	\$312.21	N
				General Maintenance & Repairs Total	\$36.00	\$128.04	\$148.17	\$0.00	\$312.21	
				SW Total	\$36.00	\$128.04	\$148.17	\$0.00	\$312.21	
				Invoice Total	\$1,769.71	\$3,149.36	\$712.38	\$0.00	\$5,631.45	

6300



Murfee Engineering Company

Senna Hills M.U.D.
VIA EMAIL
c/o Bott & Douthitt, PLLC
P.O. Box 2445
Round Rock, TX 78680

Invoice number 42501
Date 04/07/2020
Project 11033 SENNA HILLS MUD


Professional Engineering Services Rendered Through March 29, 2020

Description	Contract Amount	Prior Billed	Current Billed
11033-65 District Engineering FYE 9/30/20	12,000.00	5,000.00	1,000.00
Total	12,000.00	5,000.00	1,000.00

Reimbursables

	Billed Amount
Mileage Allowances John R. Ferguson	12.01
Invoice total	1,012.01

By/Date Received: lu 4/17
 By/Date Posted: lu 4/13
 Approved for Payment: [Signature]
 Hand Delivered to: _____
 Mailed By/Date: _____
 GL#: 6850



Murfee Engineering Company

Senna Hills M.U.D.
VIA EMAIL
c/o Bott & Douthitt, PLLC
P.O. Box 2445
Round Rock, TX 78680

Invoice number 42502
Date 04/07/2020
Project 11033 Senna Hills MUD

Professional Engineering Services Rendered Through March 29, 2020

Description

SHL LTD AGREEMENT

Review City of Austin Agenda, back-up material, emails to and from Kemp; look up City ordinances related to impervious cover limitations, Barton Creek watershed and amendments to the Land Use Plan/Consent Agreement.

Total

PROFESSIONAL FEES

11033-56 SHL Ltd Agreement

	Hours	Rate	Billed Amount
Managing Engineer			
James F. Scalef	1.00	250.00	250.00
John R. Ferguson	5.50	250.00	1,375.00
PROFESSIONAL FEES subtotal	6.50		1,625.00
		Invoice total	1,625.00

By/Date Received: lu 4/7

By/Date Posted: lu 4/13

Approved for Payment: [Signature]

Hand Delivered to: _____

Mailed By/Date: _____

GL#: 6850



Murfee Engineering Company

Senna Hills M.U.D.
VIA EMAIL
c/o Bott & Douthitt, PLLC
P.O. Box 2445
Round Rock, TX 78680

Invoice number 42503
Date 04/07/2020
Project 11033 Senna Hills MUD

Professional Engineering Services Rendered Through March 29, 2020

Description

WASTEWATER SYSTEM O&M FYE 9/30/20

Assist with effluent Irrigation history and repairs, note warranty repair at waste water treatment plant.

Total

PROFESSIONAL FEES

11033-68 Wastewater System O&M FYE 9/30/20

	Hours	Rate	Billed Amount
Managing Engineer John R. Ferguson	3.00	250.00	750.00
PROFESSIONAL FEES subtotal	3.00		750.00
		Invoice total	750.00

By/Date Received: lu 4/7
 By/Date Posted: lu 4/13
 Approved for Payment: [Signature]
 Hand Delivered to: _____
 Mailed By/Date: _____
 GL#: 6850



Invoice

#11104593

826 Linger Ln
Austin TX 78721
(512) 973-8484

3/24/2020

Bill To:

Bott & Douthitt, P.L.L.C.
P.O. Box 2445
Round Rock TX 78680
United States

Service Location:

Senna Hills - Lift Station # 6
10828 1/2 Senna Hills Blvd.
Austin TX 78738
United States

Terms	Due Date	PO #	Sales Rep
Net 30	4/27/2020		Austin

Service Date	Manifest	Quantity	Item	Rate	Amount
3/24/2020	RM/JJM	4	Hours Unit 155 - Vac-con Vactor Truck: Service for cleaning lift station to the floor, wall power washing and jetting 80' of main line from manhole to lift station to remove solids, rags, heavy grease and grit. (8:00 AM - 12:00 PM)	\$295.00	\$1,180.00
3/24/2020	MB	4	Hours Unit 152 - Bobtail Vacuum Truck: Service for pumping wastewater during cleaning, offloading Vactor Truck and transportation for off-site disposal. (8:00 AM - 12:00 PM)	\$185.00	\$740.00
3/24/2020	1103260 MB	1,500	Disposal Site: Austin WW Processing Facility	\$0.48	\$720.00

Pay your bill online at:

www.wastewaterts.com

Invoice Total \$2,640.00

Invoice Balance \$2,640.00

Please Remit Payments To: 826 Linger Ln, Austin, TX 78721

Site Balance \$2,640.00

By/Date Received: DL 4-6-20

By/Date Posted: 4/6

Approved for Payment: [Signature]

Hand Delivered to: _____

Mailed By/Date: _____

GL#: 6600



11104593

WILLATT & FLICKINGER, PLLC
ATTORNEYS AT LAW

12912 HILL COUNTRY BLVD., SUITE F-232 • AUSTIN, TEXAS 78738 • (512) 476-6604 • FAX (512) 469-9148

April 13, 2020

Senna Hills Municipal Utility District
% Bott & Douthitt, PLLC
P.O. Box 2445
Round Rock, Texas 78680-2445

FOR PROFESSIONAL SERVICES RENDERED since the date of last billing:

GENERAL

BILL FLICKINGER

- 03/18/20 Telephone conference with Board President on next board meeting. (0.2 Hours).
- 03/19/20 Continue revising agenda for next board meeting. (0.4 Hours). Continue preparation for next board meeting. (0.7 Hours). Review emails from manager on spray field repairs and the drum screen spill. (0.4 Hours). Continue revising minutes from last board meeting. (0.2 Hours).
- 03/20/20 Continue preparation for next board meeting. (1.6 Hours).
- 03/24/20 Telephone conference with Lisa McKenzie on effluent irrigation system repairs. (0.2 Hours).
- 03/25/20 Continue preparation for next board meeting. (0.7 Hours).
- 03/26/20 Continue preparation for tomorrow's board meeting. (2.3 Hours).
- 03/27/20 Complete preparation for and attend board meeting. (3.6 Hours).
- 04/09/20 Continue revising draft agenda for next board meeting. (0.3 Hours).
- 04/10/20 Continue revising agenda for special board meeting. (0.2 Hours). Continue revising minutes from last regular board meeting. (0.5 Hours).
- 04/13/20 Finalize agenda and agenda package for special board meeting. (0.5 Hours). Continue preparing for special board meeting. (0.4 Hours).

Attorney BF: 12.2 Hours

By/Date Received: lu 4/14
By/Date Posted: lu 4/14
Approved for Payment: [Signature]
Hand Delivered to: _____
Mailed By/Date: _____
GL#: 6320

April 13, 2020
Page 2

MATTHEW MCPHAIL

- 04/02/20 Draft updated memorandum and assemble information for director compliance and reporting related to HB 3834. (0.2 Hours).
- 04/06/20 Draft email correspondence for submission to Directors on HB 3834 requirements. (0.2 Hours).
- 04/13/20 Review and respond to email correspondence from Lisa McKenzie on cyber security compliance. (0.3 Hours).

Attorney MM: 0.7 Hours

JENIFFER CONCIENNE

- 03/17/20 Receive and review e-mails from Jesse Kennis on sewage spill. (0.4 Hours). Continue preparing for next board meeting. Telephone conference with Julie Hall at Orrick on upcoming refunding issue. (0.8 Hours). Review Open Meeting Laws Subject to Temporary Suspension. Continue drafting agenda in connection with items pertaining to temporary measures due to the COVID-19 virus crisis. (0.6 Hours). Receive and review execution refunding bond documents from Julie Hall for agenda package. (0.2 Hours).
- 03/18/20 Telephone conference with Attorney General regarding temporary rules regarding open meetings/closed sessions. Continue preparing for next board meeting being held by video conference due to COVID-19 virus crisis. (0.8 Hours). Telephone conference with Lisa Wald regarding next week's board meeting. (0.2 Hours). Send e-mail to Chet Palesko on same. (0.2 Hours). Receive bond counsel engagement as sent by Julie Hall. (0.3 Hours).
- 03/19/20 Acknowledge Form 1295 with TEC for bond counsel engagement. Update database on same. (0.4 Hours). Finalize agenda for recording. Begin preparing agenda package for next week's meeting to be held via video conference. Send e-mail to Lisa Wald attaching draft Temporary Emergency Order. Send e-mail to Jesse Kennis on manager's report. Receive and review engineer's report. Respond to Robert Ferguson on next week's board meeting. Arrange to post agenda with Travis County Clerk and the website and send to Inframark for posting within the District. Receive and review bookkeeper's account. (3.0 Hours). Receive and review additional information from Texas by Texas on cybersecurity training for directors. (0.2 Hours). Send e-mail to Jerry Kyle on draft Bond Resolution. Review reply. Send e-mail to Jessica Scanlon on additional postings for website. Review reply. Send e-mail to Kemp Gorthey and Rip

April 13, 2020

Page 3

- Miller on process for upcoming board meeting. Continue compiling agenda package. (1.1 Hours).
- 03/20/20 Receive and review revisions to minutes; finalize same for package. (0.2 Hours). Receive and review draft bond resolution from Greg Shields. (0.5 Hours). Continue preparing agenda package. Receive, review and respond to Kristi Hester on same. Receive and review proposal on irrigation field repairs. Send e-mail to Ronja at Inframark on same. Receive manager's report. Complete package and send to all parties. (2.1 Hours).
- 03/23/20 Receive and review e-mail from Doug Whitt on presentation for refunding bond issue. (0.2 Hours).
- 03/24/20 Receive, review and respond to Greg Shields on revised bond order and Friday's board meeting. Begin reviewing revised order pursuant to temporary rules on open meetings. (0.5 Hours). Review memo from LCRA on Region K Water Plan. Send to Robert Ferguson on what involvement should the District have. (0.3 Hours). Continue preparing for Friday's board meeting. (0.3 Hours). Receive and review e-mail from Greg Shields on directors' terms. Reply to same. Receive and review additional e-mail from Greg Shields. (0.4 Hours).
- 03/25/20 Receive and review e-mail from Lisa McKenzie on water leak on Senna Hills Drive. Review e-mail from Mike Clark on same. Review additional e-mails on same. (0.3 Hours). Send e-mail to Greg Shields on bond documentation. Review reply and send information back to Greg Shields. (0.4 Hours). Receive, review and respond to Jerry Kyle on Friday's board meeting and execution of bond documentation. (0.2 hours). Review Stay-At-Home Order issued by Travis County and revise Temporary Emergency Order due to same. Continue preparing for Friday's board meeting. (0.6 Hours).
- 03/26/20 Receive and review S&P Global's confirmation of receipt of District documentation in connection with bonds. (0.2 Hours). Receive, review and respond to Lisa Wald on Friday's board meeting packet. (0.2 Hours). Continue preparing for tomorrow's board meeting. (0.6 Hours). Review refunding presentation sent by Doug Whitt for tomorrow's board meeting. Contract directors on quorum for tomorrow's board meeting. Review confirmations. (0.6 Hours). Arrange to post additional documents for agenda package on District website. (0.3 Hours).
- 03/27/20 Continue preparing for today's board meeting. Receive and review e-mail from Jerry Kyle on delegation order. Attend board meeting videoconference. (3.9 Hours). Receive and review e-mail from Hot Dog Marketing on new server for District website. (0.2 Hours). Send e-mail to Jerry Kyle and Doug Whitt on

April 13, 2020

Page 4

- approval of bond counsel approval and contract. (0.2 Hours). Send e-mail to Chet Palesko attaching documentation from today's board meeting for execution. (0.3 Hours).
- 03/31/20 Review PUA press release on disconnections, late fees, etc. due to COVID-19. (0.2 Hours). Arrange to have recorded board meeting posted on website. (0.2 Hours). Review photos of pond fountains as provided by Lisa McKenzie. (0.2 Hours). Receive and review e-mail from Chet Palesko on updated pricing sheet for electronic meters. Review reply from Jeff Watson on same. (0.2 Hours). Receive executed documentation from Chet Palesko. Send same to Lisa McKenzie for execution. (0.2 Hours). Receive, review and reply to e-mails from Jessica Scanlon on website changes. (0.3 Hours). Review additional e-mail from Jeff Watson on updated pricing sheet. (0.2 Hours). Received executed documents from Lisa McKenzie. (0.2 Hours). Arrange to post executed minutes on website. (0.2 Hours).
- 04/01/20 Begin drafting minutes of Friday's board meeting. (0.8 Hours). Review e-mail from Jeff Watson on updated pricing sheet for electronic meters. (0.2 Hours).
- 04/02/20 Continue drafting minutes of last meeting. (1.0 Hour). Review TML information on cybersecurity training. Receive and review e-mail from Texas by Texas on additional information for reporting compliance. (0.2 Hours). Receive and review e-mails from Lisa McKenzie and Carrie Martin on EPA notice to post on website. Send e-mail to Jessica Scanlon on same. Review reply. (0.4 Hours). Send e-mail to Chet Palesko and Corey Newhouse on special board meeting to discuss electronic meters. (0.2 Hours). Review e-mail from Lisa McKenzie on pond fountain maintenance. (0.2 Hours). Review TCAD preliminary values and send to Chet Palesko for his information. (0.2 Hours).
- 04/06/20 Continue preparing for next board meeting. (0.3 Hours). Receive, review and respond to Melissa Klepner on website addition. (0.2 Hours). Receive and review e-mails from Secretary of State on 2020 directors elections and new processes. (0.4 Hours). Review additional information on cybersecurity training and reporting. (0.2 Hours).
- 04/07/20 Arrange to send e-mail to Board of Directors on cybersecurity training. (0.2 Hours).
- 04/08/20 Continue drafting minutes of last board meeting. (1.0 Hour).
- 04/09/20 Prepare proposed agenda for April and send to Board for review and comment. (0.4 Hours).

April 13, 2020

Page 5

- 04/10/20 Receive and review TCAD notice on upcoming certified appraised values and tax rate settings. (0.2 Hours). Receive and review e-mail from Chet Palesko on smart meters and possible special meeting next week on same and irrigation system issues. (0.2 Hours). Continue drafting minutes of last meeting. (1.0 Hour). Receive, review and respond to Chet Palesko on scheduling special board meeting. Send e-mail to all parties on same. Begin drafting special board meeting agenda. Review replies. Finalize agenda for posting. (1.0 Hour). Receive and review lab report and invoice; send to Jesse Kennis and Lisa Wald for processing and payment. (0.2 Hours).
- 04/13/20 Review e-mail from Lisa McKenzie on testing storm drains for blockage due to ponding of stormwater in the street on Indigo Broom. (0.2 Hours). Receive and review e-mail from Lisa McKenzie on completion of cybersecurity training. (0.2 Hours). Receive and review e-mail from Chet Palesko on posting of special meeting agenda and topics for same. Respond to same. (0.3 Hours). Arrange to post special meeting agenda with Travis County, in the District and on the website. Send e-mail to Inframark on documentation for agenda package. Receive and review e-mail from Kristi Hester and Robert Ferguson on same. (0.8 Hours). Send e-mail to Hot Dog Marketing on posting of agenda packages. (0.2 Hours).

Legal Assistant JC: 32.8 Hours

ADMINISTRATION OF CONTRACT BETWEEN THE DISTRICT,
SENNA HILLS HOA, SENNA HILLS, LTD. AND THE SENNA HILLS TRUST

BILL FLICKINGER

- 03/20/20 Receive and review proposed changes to provisions in Third Amendment to Consent Agreement sent by Kemp Gorthey and forward same to the committee for review. (0.2 Hours). Receive and review email from Matt Moore on upcoming City of Austin Council meeting and possibility of the meeting being limited to only items on the consent agenda. (0.2 Hours).
- 03/21/20 Review additional emails on pending SHL application at City of Austin from the MUD committee and HOA committee. (0.4 Hours). Telephone conference with Kemp Gorthey on same. (0.2 Hours).
- 03/22/20 Receive and review email from Kemp Gorthey with additional revisions to possible language in Amendment to Consent Agreement. Forward same to MUD committee. (0.3 Hours). Additional emails with MUD committee on same. (0.2 Hours).

April 13, 2020

Page 6

- 03/23/20 Emails with Kemp Gorthey on revisions to language in City application pending. (0.2 Hours). Review various emails from the HOA committee on SHL's pending application at the City of Austin. (0.2 Hours).
- 03/25/20 Review various emails on status of SHL application. (0.3 Hours). Telephone conference with Lisa McKenzie on same. (0.2 Hours).
- 03/27/20 Emails with Lance Lackey on MUD approval today in connection with SHL application and contract amendment. (0.2 Hours).
- 04/03/20 Receive and review various emails from Rip Miller, the MUD Committee and HOA Committee on current SHL Application at the City of Austin. (0.5 Hours). Emails to Kemp Gorthey on same. (0.2 Hours). Email to MUD Committee on same. (0.2 Hours).
- 04/04/20 Receive email from Kemp Gorthey on changes to Section 2.01 of the Third Amendment to Consent Agreement and forward same to Committee for review. (0.2 Hours).
- 04/06/20 Receive responses from Committee on changes sent by Kemp Gorthey and email to Kemp Gorthey on same. (0.2 Hours). Telephone conference with Kemp Gorthey on same. (0.2 Hours). Telephone conference with Lance Lackey on SHL's pending application at the City of Austin. (0.2 Hours). Receive email from Kemp Gorthey on amendment to Consent Agreement. Forward same to committee for review. (0.2 Hours).
- 04/07/20 Email to Kemp Gorthey on committee's response to latest email. (0.2 Hours).
- 04/08/20 Telephone conference with Lisa McKenzie on SHL's pending application at City of Austin. (0.2 Hours).
- 04/09/20 Receive email from Rip Miller on today's approval at City of Austin and other issues. Emails to Kemp Gorthey and committee on same. (0.3 Hours). Telephone conference with Kemp Gorthey on same. (0.2 Hours).
- 04/10/20 Telephone conference with Lisa McKenzie on amendment to SHL contract. (0.2 Hours).

Attorney BF: 5.6 Hours

April 13, 2020

Page 7

JENIFFER CONCIENNE

- 03/19/20 Prepare and send bill to Rip Miller in connection with SHL contract. (0.5 Hours).
Review information sent by Matt Moore in connection with upcoming City of
Austin council meeting. (0.5 Hours).
- 03/20/20 Draft e-mail to Kemp Gorthey and Rip Miller on SHL amendment. (0.2 Hours).
- 03/26/20 Review City Council documents in connection with SHL amendment. (0.5
Hours).
- 04/08/20 Receive invoice from Robert Ferguson for preparation of SHL monthly billing.
(0.2 Hours). Review City of Austin council meeting documents for tomorrow's
meeting. (0.5 Hours).

Legal Assistant JC: 2.4 Hours

Attorney BF: 12.2 Hours @ \$325.00 per hour \$3,965.00
Attorney MM: 0.7 Hours @ \$325.00 per hour \$227.50
Legal Assistant JC: 32.8 Hours @ \$115.00 per hour \$3,772.00

Attorney BF: 5.6 Hours @ \$325.00 per hour – Administration of Contract \$1,820.00
Attorney MM: 0 Hours @ \$325.00 per hour – Administration of Contract
Legal Assistant JC: 2.4 Hours @ \$115.00 per hour – Administration of Contract \$276.00

CLIENT EXPENSES

393 Photocopies @ \$.20 each \$78.60
267 Color Photocopies @ \$.50 each \$133.50
230 Photocopies @ \$.20 each-SHL \$46.00
13 Color Photocopies @ \$.50 each-SHL \$6.50

Total Client Expenses \$264.60

TOTAL AMOUNT DUE \$10,325.10

PLEASE REMIT TO:
 Zane Furr
 906 Madrone Drive
 Georgetown, Texas 78628
 (512) 825-7162

Senna Hills MUD
 P.O.Box 2445
 Round Rock, Texas 78681
 ATTN: Allen Douthitt

Invoice Date
 4/8/2020

Invoice #
 ZF 2020-4

Customer ID #
 Senna

Service Date	Description	Price	Total
3/23/2020	Pick-up Trash in Drainage Easement Located near the Lemon Mint Lift Station 1 hour x \$75 per hour (4 men @ 15 min each)		\$75.00
4/1/20-4/30/20	Mowing/Trimming Services Senna Hills WW Treatment Plant Lift Station-Bee Caves Road Lift Station-Prickly Poppy Lift Station-Behind Taylor Lake Irrigation Pump Station-Behind Taylor Lake Wet Well-Behind Taylor Lake Bee Caves Pond Taylor Lake Irrigation Pond Milangro Pond Lift Station Pond-Strawflower Lots on Gilla Pond behind Senna Hills Drive 3 Areas in front of Ponds Easement beside 10728 Senna Hills Blvd Strawflower Pond In-flow and Out-flow Milangro Pond Outflow V-Notch Weir by WWTP		\$2,350.00
4/6/2020-4/8/20	Mowing Services Mow Irrigation Fields		\$2,250.00
4/8/2020	Trimming Services Weedeat Around Irrigation Boxes And Heads Irrigation Fields		\$500.00
4/8/2020	Clearing Services Trim Trees on Fenceline at WWTP 6 hours x \$75 per hour (2 men @ 3 hours each) Plus \$31 Dump Fee at Kinser Ranch		\$481.00

TOTAL DUE UPON RECEIPT

\$5,656.00

By/Date Received: *4/8*

By/Date Posted: *4/13*
5/8/2020

Approved for Payment:

Hand Delivered to:

Mailed By/Date:

GL#: *6725*

All Payments Due Upon Receipt. Late Payment Penalty of 6% Applied to Unpaid Balance After



Senna Hills Municipal Utility District
14050 Summit Drive Suite 113A
Austin, Texas 78728
512-844-1041



Senna Hills Municipal Utility District
General Managers Report for the Month of
March 2020
Board Meeting: April 24th, 2020

Reviewed By: Jesse L Kennis
Date: 4/17/2020



14050 Summit Drive, #103 Austin, TX 7872
United States
T: +1 512 246 0498
www.inframark.com

Memorandum for: Senna Hills MUD Board of Directors

From: Jesse L. Kennis II

Date: April 24, 2020

Subject: General Manager's Executive Summary Report

Below is a summary of activities since the last board meeting:

1) Wastewater Treatment Plant

- a) 2.63 MG for the month. 85,000 GPD average, 85% capacity.
- b) No excursions.
- c) Chlorine cylinder chains replaced.
- d) Sodium hypochlorite transfer pump failed, replaced with new pump.
- e) Trimmed tree branches off back fence line.

2) Re-Use Water System

- a) Treated effluent irrigation pump piping repainted.
- b) Chlorine cylinder chains replaced.

3) Distribution System – Billing

- a) 3.1 MG purchased for the month.
- b) 9.6% water loss. The last PUA meter calibration was August 2019.
- c) Chlorine residuals and bacteriological samples satisfactory.
- d) 8 delinquent letters mailed out, 0 tags hung, no disconnects.
- e) No requests for payment plans or extensions.
- f) Draft CCR enclosed for review.

5) Collection System

- a) Trimming tree branches off perimeter fencing at lift stations.
- b) I have two bids to replace the enclosure (dialer) at Lemon Mint Lift Station:

M&C Electric	\$2,615.00
CTWM	\$3,641.07

6) Drainage/Ponds

- a) Pond inspection conducted 26 March 2020 (see enclosure).
Work orders to correct deficiencies on 10 April 2020.

Current Items Requiring Board Approval

Vendor	Amount	WO#	Budget Amount	Description
Zane Furr	\$4,000			Removal & Disposal of Roosevelt Weeds in Taylor Lake Pond perimeter landscape beds
M&C Electric	\$2,615		\$15,000	Replace Lemon Mint Lift Station Enclosure



Roosevelt Weeds around Taylor Lake



Lemon Mint Lift Station Enclosure



Indigo Broom Outfall cleanup before and after pictures. Still need to trim in flow line

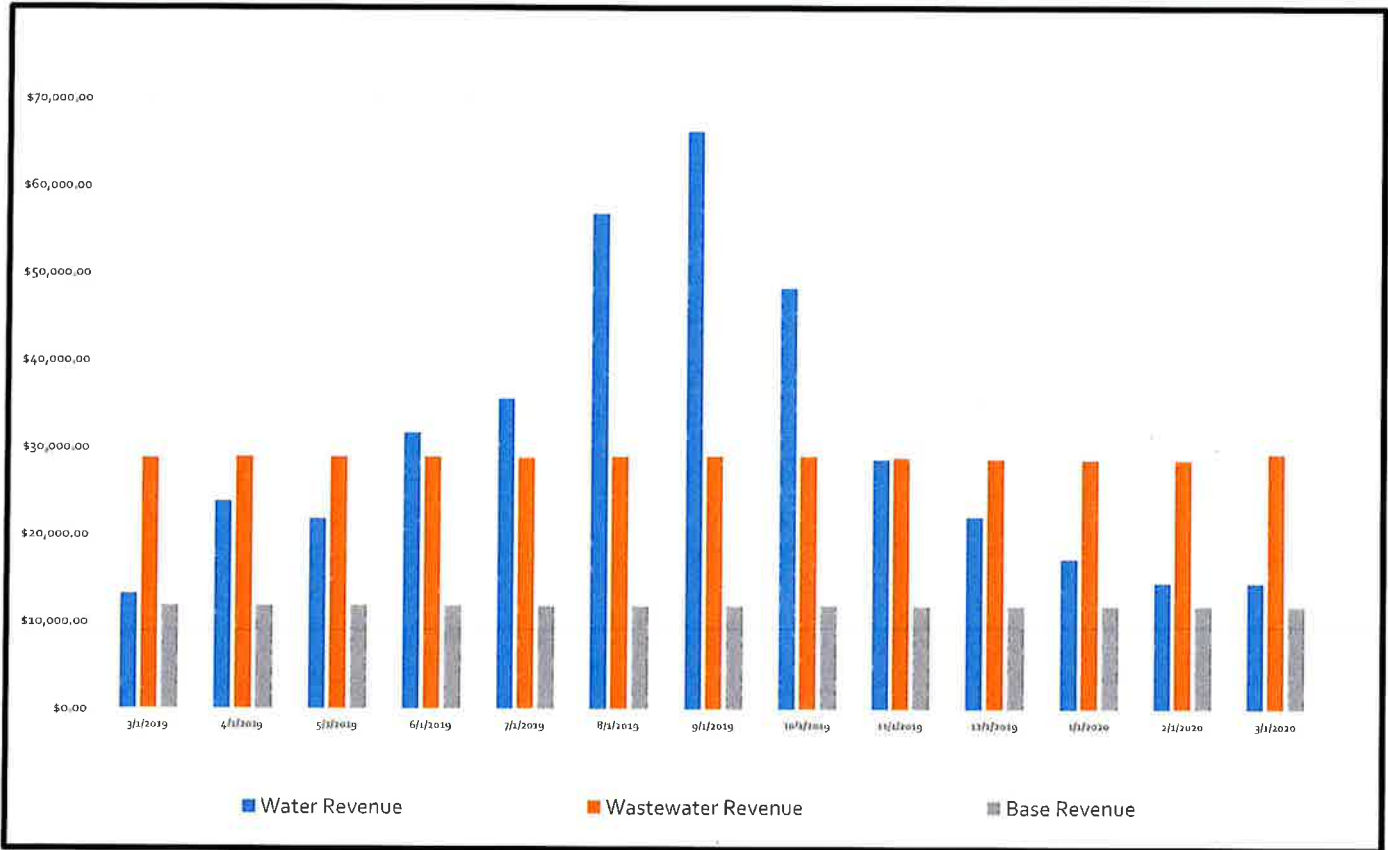


Billing Summary

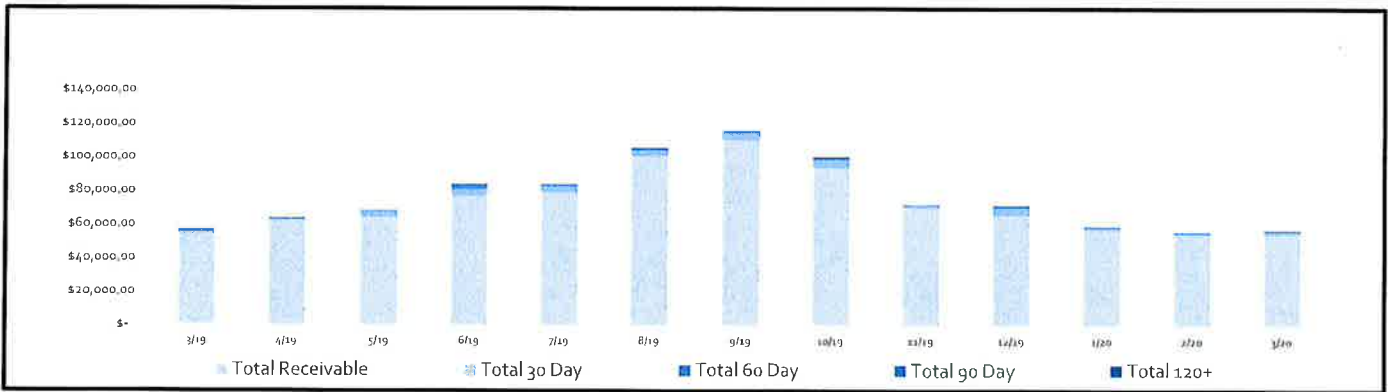


Description	Connections	
	Mar-19	Mar-20
Residential	405	405
Hydrant	-	-
Tracking	6	5
No Bill	1	1
Total Number of Accounts Billed	412	411
	Consumption	
Residential	2,576,000	2,839,000
Hydrant	-	-
Tracking Amenity Center	7,000	13,000
Total Gallons Consumed	2,583,000	2,852,000
	Average Consumption	
Residential	7,170	7,010
Hydrant	-	-
Tracking	833	2,600
Avg Water Use for Accounts Billed	6,269	6,939
Total Billed	\$ 56,141	\$ 58,035
Total Aged Receivables	\$ (1,718)	\$ (3,065)
Total Receivables	\$ 54,423	\$ 54,969

12 Billing Month History Revenue by Category



12 Month Accounts Receivable and Collections Report



Date	Total Receivable	Total 30 Day	Total 60 Day	Total 90 Day	Total 120+
3/19	\$ 54,422.64	\$ 1,390.01	\$ 1,358.63	\$ -	\$ 144.60
4/19	\$ 62,832.56	\$ 159.08	\$ 465.96	\$ 140.63	\$ -
5/19	\$ 64,312.71	\$ 3,593.98	\$ 292.14	\$ 18.21	\$ -
6/19	\$ 76,871.68	\$ 4,230.85	\$ 2,967.11	\$ 57.30	\$ -
7/19	\$ 79,209.09	\$ 3,969.36	\$ 647.63	\$ 217.09	\$ -
8/19	\$ 100,749.32	\$ 3,799.09	\$ 750.79	\$ 377.52	\$ 41.45
9/19	\$ 110,487.02	\$ 3,994.25	\$ 259.74	\$ 371.21	\$ 402.30
10/19	\$ 94,134.32	\$ 5,004.29	\$ 566.33	\$ 0.53	\$ 773.51
11/19	\$ 70,198.78	\$ 1,460.70	\$ 115.47	\$ 165.61	\$ 66.41
12/19	\$ 66,018.39	\$ 4,610.37	\$ 886.26	\$ 90.69	\$ 232.02
1/20	\$ 57,424.55	\$ 1,149.87	\$ 196.70	\$ 10.58	\$ 244.22
2/20	\$ 54,484.68	\$ 1,101.79	\$ 394.88	\$ 31.21	\$ 66.41
3/20	\$ 54,969.25	\$ 1,363.85	\$ 455.55	\$ 125.46	\$ 87.04

Board Consideration to Write Off	\$0.00
Board Consideration Collections	\$0.00
Delinquent Letter Mailed	8
Delinquent Tags Hung	N/A
Disconnects for Non Payment	N/A



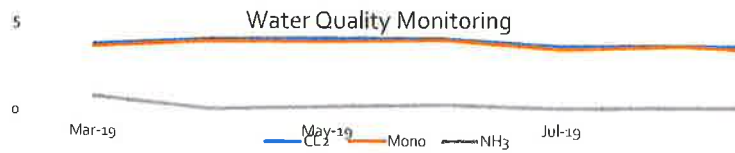
Water Production and Quality


Senna Hills Municipal Utility District
 14050 Summit Drive Suite 113A
 Austin, Texas 78728
 512-844-1041

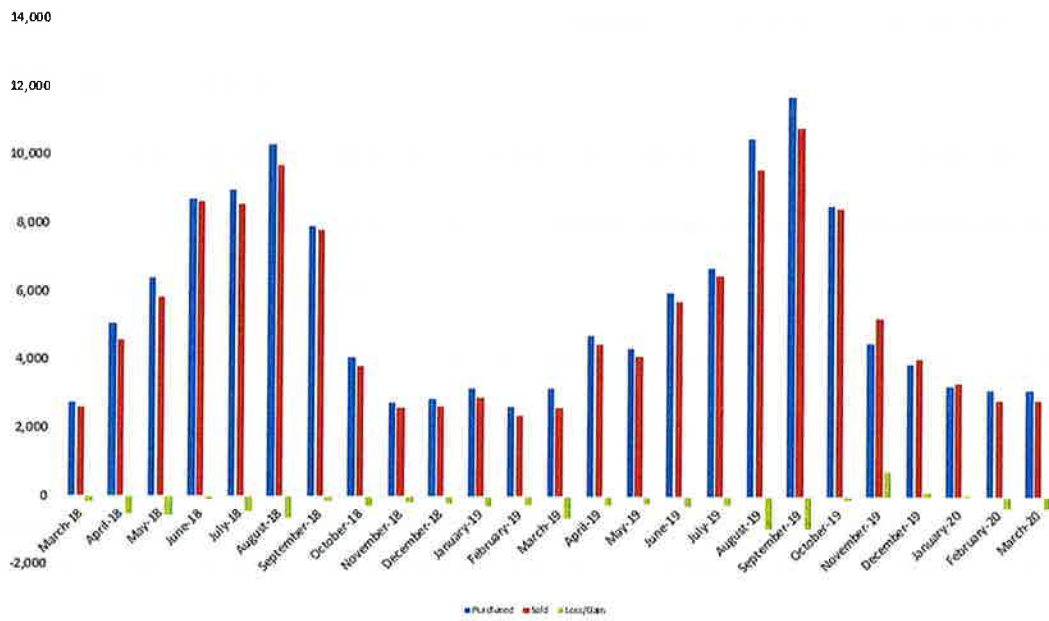
Water Quality Monitoring

Current Annual CL2 Avg 3.72

Requirements	Min .50		
Date	CL2	Mono	NH3
Mar-19	3.7	3.6	0.8
Apr-19	4	3.9	0.1
May-19	4.04	3.86	0.23
Jun-19	3.99	3.95	0.32
Jul-19	3.59	3.41	0.13
Aug-19	3.61	3.6	0.16
Sep-19	3.55	3.27	0.15
Oct-19	3.59	3.12	0.22
Nov-19	3.84	3.69	0.20
Dec-19	3.73	3.78	0.38
Jan-20	3.8	3.65	0.27
Feb-20	3.6	3.3	0.43
Mar-20	3.36	3.13	0.30



Water Accountability Report



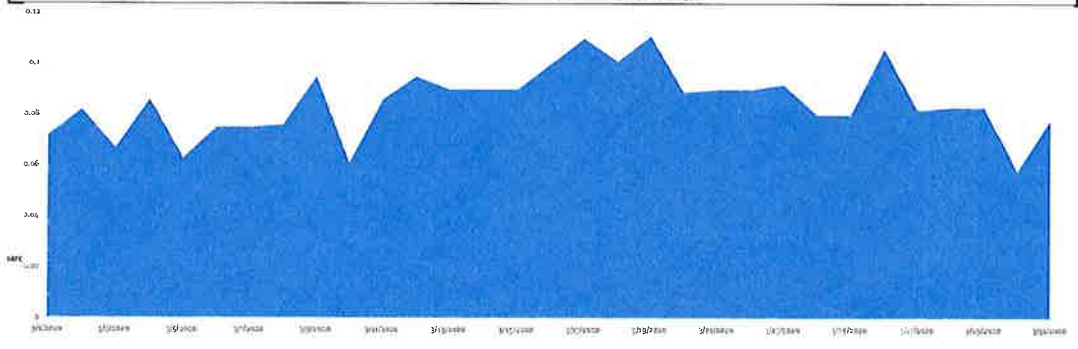
Month	Read Date	Purchased (1000)	Sold (1000)	Flushing	Gal.s Loss (-)	Accounted For %	Running	
							Loss %	Accounted For %
March 18	3/15/18	2,762	2,611	2	(149)	94.6%	-3.08%	96.92%
April 18	4/16/18	5,099	4,582	2	(515)	89.9%	-3.34%	96.66%
May 18	5/16/18	6,353	5,848	5	(500)	92.1%	-2.77%	97.23%
June 18	6/14/18	8,739	8,638	5	(96)	98.9%	-2.81%	97.19%
July 18	7/16/18	9,009	8,592	5	(412)	95.4%	-1.13%	98.87%
August 18	8/16/18	10,308	9,705	5	(598)	94.2%	-0.94%	99.06%
September 18	9/17/18	7,927	7,819	5	(103)	98.7%	-1.83%	98.17%
October 18	10/17/18	4,181	3,813	5	(363)	91.3%	-2.40%	97.60%
November 18	11/15/18	3,046	2,600	5	(441)	85.2%	-5.06%	94.94%
December 18	12/13/18	2,877	2,658	5	(214)	92.6%	-5.30%	94.70%
January 19	1/14/19	3,195	2,911	4	(280)	91.2%	-5.74%	94.26%
February 19	2/13/19	2,636	2,387	4	(245)	90.7%	-5.99%	94.01%
March 19	3/14/19	3,197	2,595	4	(598)	81.3%	-6.62%	93.38%
April 19	4/15/19	4,741	4,485	3	(583)	94.7%	-5.71%	94.29%
May 19	5/16/19	4,367	4,148	4	(215)	95.1%	-5.37%	94.63%
June 19	6/17/19	6,006	5,724	4	(278)	95.4%	-5.91%	94.09%
July 19	7/16/19	6,699	6,468	6	(225)	96.6%	-5.82%	94.18%
August 19	8/15/19	10,503	9,588	6	(909)	91.3%	-6.33%	93.67%
September 19	9/16/19	11,723	10,812	4	(907)	92.3%	-7.23%	92.77%
October 19	10/15/19	8,547	8,458	5	(84)	99.0%	-6.49%	93.51%
November 19	11/14/19	4,508	5,232	13	737	116.3%	-5.03%	94.97%
December 19	12/16/19	3,895	4,046	5	155	104.0%	-4.43%	95.57%
January 20	1/16/20	3,243	3,318	6	81	102.5%	-3.91%	96.09%
February 20	2/17/20	3,153	2,854	2	(297)	90.6%	-3.96%	96.04%
March 20	3/17/20	3,163	2,857	3	(303)	90.4%	-3.54%	96.46%



Wastewater Production and Quality



Wastewater Flows for the Month of March



Wastewater Treatment Permit Summary

For the Month of March

	PERMIT	ACTUAL	COMPLIANT?	PERCENT
AVG. PERMITTED FLOW	0.1 MGD	0.085	Yes	85%
AVG. PERMITTED BOD	5 mg/L	1	Yes	
AVG. PERMITTED TSS	5 mg/L	1	Yes	
AVG. PERMITTED AMMONIA NH ₃	2.0 mg/L	0.05	Yes	
MIN. Cl ₂ RESIDUAL POND	1.0 mg/L	2.13	Yes	
PH (Min)	6.0 Std Units	7.0	Yes	
PH (Max)	9.0 Std Units	7.2	Yes	

Senna Hills MUD Wastewater Flow Historical

TOTALS	Connections	Total Effluent Flows	Average	Avg Flow Per Connection	WWTP Capacity %	ROW Flows	Pond Flows	Total Infiltration Flows
Mar-20	412	2,036,000	85,000	208	85%	165,800	1,918,000	2,083,800
Feb-20	412	2,011,000	80,000	187	69%	23,000	1,833,000	1,855,000
Jan-20	412	2,180,000	70,000	170	70%	118,000	1,948,000	2,068,000
TOTALS		6,227,000	74,666.67	181	79%	358,200	5,888,800	6,046,700
Dec-19	412	2,138,000	69,000	187	69%	198,000	1,851,000	2,010,000
Nov-19	412	2,132,000	71,000	172	71%	518,000	1,517,000	2,065,000
Oct-19	412	2,120,000	69,000	187	69%	710,500	1,414,000	2,124,000
Sep-19	412	2,157,000	72,000	175	72%	647,000	1,650,000	2,292,000
Aug-19	412	2,207,000	71,000	172	71%	680,000	1,483,000	2,143,000
Jul-19	412	1,869,000	61,000	148	61%	694,000	1,150,000	1,780,000
Jun-19	412	1,944,000	65,000	158	65%	278,000	1,315,000	1,401,000
May-19	412	2,108,000	70,000	164	70%	33,000	2,157,000	2,160,000
Apr-19	412	2,025,000	67,000	163	67%	32,000	2,080,000	2,000,000
Mar-19	412	1,802,000	61,000	148	61%	65,000	1,840,000	1,961,000
Feb-19	412	1,491,000	64,000	155	64%	0,000	1,781,000	1,780,000
Jan-19	412	2,203,000	74,000	180	74%	76,000	2,227,000	2,305,000
TOTALS		24,744,000	61,333.33	168	65%	3,781,900	18,266,100	22,986,800
Dec-18	412	2,393,000	72,000	177	72%	43,000	2,218,000	2,281,000
Nov-18	412	2,045,000	68,000	165	68%	305,000	1,740,000	2,045,000
Oct-18	412	2,353,000	76,000	181	76%	187,000	2,168,000	2,353,000
Sep-18	412	2,084,000	70,000	170	70%	233,000	1,850,000	2,083,000
Aug-18	412	2,244,000	72,000	175	72%	475,000	1,769,000	2,244,000
Jul-18	412	2,071,000	67,000	163	67%	422,400	1,315,000	1,727,400
Jun-18	412	1,983,000	66,000	160	66%	303,000	1,615,000	1,718,000
May-18	412	2,259,000	73,000	177	73%	407,000	1,598,000	1,703,000
Apr-18	412	2,058,000	68,000	167	68%	333,400	1,321,000	1,654,400
Mar-18	412	2,051,000	68,000	166	68%	146,600	1,502,000	1,732,600
Feb-18	412	1,658,000	66,000	160	63%	1,000	1,678,000	1,680,000
Jan-18	412	2,158,000	68,400	165	62%	43,500	1,897,000	1,982,000
TOTALS		25,375,000	60,666.67	169	72%	2,980,000	18,803,000	22,765,000

Senna Hills MUD

2019 Drinking Water Quality Report

DEAR CUSTOMER:

This report is intended to provide you with important information about your drinking water and the efforts made by the water system to provide safe drinking water.

Drinking water, including bottled water, may reasonably be expected to contain at least small amounts of some contaminants. The presence of contaminants does not necessarily indicate that water poses a health risk.

Immuno-compromised persons such as persons with cancer undergoing chemotherapy, persons who have undergone organ transplants, people with HIV/AIDS or other immune system disorders, some elderly and infants can be particularly at risk from infections. These people should seek advice about drinking water from their health care provider. EPA/CDC guidelines on appropriate means to lessen the risk of infection by Cryptosporidium and other microbial contaminants are available from the Safe Drinking Water Hotline at (800) 426-4791.

If present, elevated levels of lead can cause serious health problems, especially for pregnant women and young children. Lead in drinking water is primarily from materials and components associated with service lines and home plumbing. We cannot control the variety of materials used in plumbing components. When your water has been sitting for several hours, you can minimize the potential for lead exposure by flushing your tap for 30 seconds to 2 minutes before using water for drinking or cooking. If you are concerned about lead in your water, you may wish to have your water tested. Information on lead in drinking water, testing methods, and steps you can take to minimize exposure is available from the Safe Drinking Water Hotline or at <http://www.epa.gov/safewater/lead>.

The source of drinking water for Senna Hills MUD is purchased surface water from the West Travis County Public Utility Agency. The TCEQ has completed a Source Water Assessment for all drinking water systems that own their sources. The report describes the susceptibility and types of constituents that may come into contact with your drinking water source based on human activities and natural conditions. The system(s) from which we purchase our water received the assessment report. For more information on source water assessments and protection efforts at our system, contact Jesse Kennis at Inframark.

For more information about your sources of water, please refer to the Source Water Assessment Viewer available at the following: <http://www.tceq.texas.gov/info/wa/vwv>

Further details about sources and source water assessments are available in Drinking Water Watch at the following URL: <http://dww2.tceq.texas.gov/DWWW/>

The sources of drinking water (both tap water and bottled water) generally include rivers, lakes, streams, ponds, reservoirs, springs, and wells. As water travels over the surface of the land or through the ground, it dissolves naturally-occurring minerals, and in some cases, radioactive material, and can pick up substances resulting from the presence of contaminants that may be present in source water:

1) Microbial contaminants, such as viruses and bacteria, which may come from sewage treatment plants, septic systems, agricultural livestock operations, and 2) Inorganic contaminants, such as salts and metals, which can be naturally-occurring or result from urban storm water runoff, industrial or domestic wastewater discharges, oil and gas production, mining, or farming. 3) Pesticides and herbicides, which may come from a variety of sources such

as agriculture, urban stormwater runoff, and residential uses. 4) Organic chemical contaminants, including synthetic and volatile organic chemicals, which are by-products of industrial processes and petroleum production, and can also come from gas stations, urban storm water runoff, and septic systems. 5) Radioactive contaminants, which can be naturally-occurring or be the result of oil and gas production and mining production and mining activities.

In order to ensure that tap water is safe to drink, EPA prescribes regulations which limit the amount of certain contaminants in water provided by public water systems. FDA regulations establish limits for contaminants in bottled water which must provide the same protection for public health.

Many constituents (such as calcium, sodium, or iron) which are often found in drinking water can cause taste, color, and odor problems. The taste and odor constituents are called secondary constituents and are regulated by the State of Texas, not the EPA. These constituents are not causes for health concern. Therefore, secondaries are not required to be reported in this document but they may greatly affect the appearance and taste of your water. The pages that follow list all of the federally regulated or monitored contaminants which have been found in your drinking water. The U.S. EPA requires water systems to test for up to 97 contaminants.

Contaminants may be found in drinking water that may cause taste, color, or odor problems. These types of problems are not necessarily causes for health concerns. For more information on taste, odor, or color of drinking water, please contact the district's operator, Inframark.

When drinking water meets federal standards there may not be any health based benefits to purchasing bottled water or point of use devices. Drinking water, including bottled water, may reasonably be expected to contain at least small amounts of some contaminants. The presence of contaminants does not necessarily indicate that water poses a health risk. More information about contaminants and potential health effects can be obtained by calling the EPA's Safe Drinking Water Hotline (1-800-426-4791).

Public input concerning the water system may be made at regularly scheduled meetings, generally held the 4th Friday of the month at 7:00 am at the West Travis Public Utility Agency, 12117 Bee Cave, Building 3, Suite 120, Bee Cave, Texas 78738. You may also contact Jesse Kennis, Inframark, at 512-820-8043 with any concerns or questions you may have regarding this report.

Este reporte incluye informacion importante sobre el agua para tomar. Si tiene preguntas o discusiones sobre este reporte en espanol, favor de llamar al tel. (281) 579-4507 para hablar con una persona bilingue en espanol.

Definitions & Abbreviations:

Maximum Contaminant Level Goal (MCLG): The level of a contaminant in drinking water below which there is no known or expected risk to health. MCLGs allow for a margin of safety.

Maximum Contaminant Level (MCL): The highest level of a contaminant that is allowed in drinking water. MCLs are set as close to MCLGs as feasible using the best available treatment technology.

Maximum Residual Disinfectant Level (MRDL): The highest level of disinfectant allowed in drinking water. There is convincing evidence that addition of a disinfectant is necessary for control of microbial contaminants.

Maximum Residual Disinfectant Level Goal (MRDLG): The level of drinking water disinfectant below which there is no known or expected risk to health. MRDLGs do not reflect the benefits of the use of disinfectants to control microbial contaminants.

Action Level (AL): The concentration of a contaminant, which, if exceeded, triggers treatment or other requirements that a water system must follow.

Parts per million (ppm): The equivalent of milligrams per liter (mg/l) is analogous to 1 minute in 2 years.

Parts per billion (ppb): The equivalent of micrograms per liter ($\mu\text{g/l}$) is analogous to 1 second in 32 years.

Picocuries per liter (pCi/L): A measure of radioactivity.

N/A: Not applicable.

NTU: Nephelometric Turbidity Units.

Level 1 assessment: Study of the water system to identify potential problems and determine (if possible) why total coliform bacteria were found.

Level 2 assessment: Very detailed study of the water system to identify potential problems and determine (if possible) why an Escherichia coli (E. coli) maximum contaminant level (MCL) violation has occurred and/or why total coliform bacteria were found on multiple occasions.



Substance	Unit of Measure	Year	MCL	Average Level Detected	Minimum - Maximum Level Detected	MCLG	In Compliance	Typical Sources
<u>Inorganic Contaminants (Regulated at the Water Plant)</u>								
Nitrate	ppm	2019	10	0.32	0.32 - 0.32	10	Yes	Runoff from fertilizer use; leaching from septic tanks, sewage; erosion of natural deposits.
<u>Disinfectant Byproducts</u>								
Halocetic Acids (HAA5)	ppb	2019	60	18.53	14.5 - 21.2	0	Yes	By-product of drinking water disinfection.
Total Trihalomethanes	ppb	2019	80	43.68	39.5 - 49.6	0	Yes	By-product of drinking water disinfection.
Substance	Unit of Measure	Year	MRDL	Average Level Detected	Minimum - Maximum Level Detected	MRDLG	In Compliance	Typical Sources
<u>Maximum Residual Disinfectant Level</u>								
Chlorine Residual	ppm	2019	4.0	3.18	1.3 - 6.6	4.0	Yes	Water additive used to control microbes.
Substance	Unit of Measure	Year	90th Percentile Value	EPA Action Level	Number of Results above Action Level	MCLG	In Compliance	Typical Sources
<u>Lead and Copper (Regulated at Customers Tap)</u>								
Lead	ppb	2019	5.6	15	1	0	Yes	Corrosion of household plumbing systems; erosion of natural deposits.
Copper	ppm	2019	0.79	1.3	0	1.3	Yes	Corrosion of household plumbing systems; erosion of natural deposits; leaching from wood preservatives.

**Our Water Supply System Received Water From
West Travis County Public Utility Agency
Water Quality Results are Listed Below**

Substance	Unit of Measure	Year	MCL	Average Level Detected	Minimum - Maximum Level Detected	MCLG	In Compliance	Typical Sources
Radioactive Contaminants (Regulated at the Water Plant)								
Gross Beta	pCi/L	2017	50	4.6	4.6 - 4.6	0	Yes	Decay of natural and man-made deposits.
Unregulated Contaminants								
Dibromochloromethane	ppb	2019	N/A	8.5	8.5 - 8.5	N/A	Yes	By-product of drinking water disinfection.
Chloroform	ppb	2019	N/A	12	12 - 12	N/A	Yes	By-product of drinking water disinfection.
Bromodichloromethane	ppb	2019	N/A	14	14 - 14	N/A	Yes	By-product of drinking water disinfection.
Unregulated contaminants are those for which EPA has not established drinking water standards. The purpose of unregulated contaminant monitoring is to assist EPA in determining the occurrence of unregulated contaminants in drinking water and whether future regulation is warranted.								
Inorganic Contaminants (Regulated at the Water Plant)								
Nitrate	ppm	2019	10	0.61	0.61 - 0.61	10	Yes	Runoff from fertilizer use; leaching from septic tanks, sewage; erosion of natural deposits.
Fluoride	ppm	2019	4	0.16	0.16 - 0.16	4	Yes	Erosion of natural deposits; water additive which promotes strong teeth; discharge from fertilizer and aluminum factories.
Cyanide	ppb	2019	200	40	40 - 40	200	Yes	Discharge from plastic and fertilizer factories; discharge from steel/metal factories.
Barium	ppm	2019	2	0.06	0.06 - 0.06	2	Yes	Discharge of drilling wastes; discharge from metal refineries; erosion of natural deposits.
Turbidity								
Turbidity	NTU	2019	1	0.48	0.08 - 0.82	N/A	Yes	Soil runoff.

Turbidity has no health effects. However, turbidity can interfere with disinfection and provide a medium for microbial growth. Turbidity may indicate the presence of disease-causing organisms. These organisms include bacteria, viruses, and parasites that can cause symptoms such as nausea, cramps, diarrhea and associated headaches.

* All levels detected were below the MCLs.

3/31/20

1709 ½ Lemon Mint Ct

PO Box 231, Taylor, Tx 76574
Office 512-906-0023
Fax 512-926-8022
TECL # 24004
Ricky@mandcelectric.com

Scope: Addenda none noted

Replace control cabinet with new stainless steel cabinet. Controls to remain as is.

Exclusions, if applicable:

Utility Fees
Existing Code Violations
Hook up of temporary trailers, generators or connex boxes
Asphalt and Concrete cut, patch, and haul off
Sheet Rock Repair
Roof penetrations and flashings
Fire Alarm
Data
Control conduit and wire
Pole Bases
Tax

Price:

We propose a price of Two Thousand Six Hundred Fifteen dollars and zero cents (\$2,615.00) For the above referenced project.

This price is based on normal working hours, Monday through Friday, 7:00 AM to 3:30PM Price is good for 30 days from date at top of page. If this price is approved, please sign this letter and fax it back to us at 512-926-8022

If you have any question or we may be of further assistance please do not hesitate to call.

Sincerely,

M&C Electric Inc.



P.O. Box 636
Buda, Texas 78610
www.ctwm.com

April 10, 2020

Inframark Water Infrastructure Operations
14050 Summit Dr., Suite 103
Austin, TX 78728

Lemon Mint LS

Attention: Robert Sibole

Auto Dialer Panel

Central Texas Water Maintenance, LLC will provide and install the following items.

- Provide and install NEMA 4X 304 stainless steel enclosure
- Provide demolition of Existing Auto dialer Cabinet
- Provide start up of Auto dialer

Lump Sum Price of \$3,461.07

Exclusions:

- Sales tax
- Items not specified in this scope
- Fees
- Any additional alarms

CTWM will warranty material and workmanship for a period of 1 year from the date of substantial completion. This Proposal is contingent upon a mutually agreeable contract between the Inframark and Central Texas Water Maintenance, LLC (CTWM). The following Terms & Conditions apply to this Scope of Work.

This amount to be paid in 30 days or less from the date of invoice. If this scope of work requires progress payments because the necessary time to complete extends beyond a single calendar month, each pay request submitted by CTWM will be paid in 30 days or less.

This proposal is good for thirty days.

We appreciate the opportunity to provide this quote and if you have any questions, please call my mobile at (512) 395-5541. However, if this meets with your approval please sign/date below and fax to our office at (512) 243-2282.

Respectfully submitted,

Anthony Hernandez

Anthony Hernandez
Central Texas Water Maintenance, Inc.

Approved by: date

Regulated by The Texas Department of Licensing and Regulation, P. O. Box 12157,
Austin, Texas 78711, 1-800-803-9202, 512- 463-6599;
website: www.license.state.tx.us/complaints
TECL #:18102



**STORMWATER POND INSPECTION
SAND FILTER SYSTEM**

DISTRICT	W111111
DATE	03 26 20
WO#	2191456
TECH.	Tammy Garra

Pond Location	SEC 2
Pond water level	Dry
Does the pond drain within 48 hours?	Yes
Sediment depth in the forbay?	N/A
Sediment depth in the sand filter area?	N/A
Trash found at site?	NO
Is vegetation below 18" in height?	YES
Trees or brush found in basin area?	NO
Condition of the media?	good
Condition of vegetation around the out fall pipe	good
Was sediment found in the under drain piping? Remove open clean out tops and check	N/A
Any damage to structural elements (pipes, concrete drainage, retaining walls, gabian walls, etc.)?	NO
Discharge valve open operational	N/A
Emergency bypass valve closed and operational	N/A
Are all inlets in area clear of debris and sediment?	YES

COMMENTS

pond is in good condition

pic 32-38



STORMWATER POND INSPECTION
SAND FILTER SYSTEM

DISTRICT	SENNA
DATE	03 26 20
WO #	2191456
TECH.	Tammy Ybarra

Pond Location
 Pond water level
 Does the pond drain within 48 hours?
 Sediment depth in the forbay?
 Sediment depth in the sand filter area?
 Trash found at site?
 Is vegetation below 18" in height?
 Trees or brush found in basin area?
 Condition of the media?
 Condition of vegetation around the out fall pipe
 Was sediment found in the under drain piping? Remove open clean out tops and check
 Any damage to structural elements (pipes, concrete drainage, retaining walls, gabian walls, etc.)?
 Discharge valve open operational
 Emergency bypass valve closed and operational
 Are all inlets in area clear of debris and sediment?

SEC 4
 Dry
 Yes
 NA
 NA
 No
 Yes
 No
 Good
 Good
 No
 NA
 NA
 Yes

COMMENTS
 pond is good condition
 40 - 46



**STORMWATER POND INSPECTION
SAND FILTER SYSTEM**

DISTRICT SENNA
DATE 03 27 20
WO # 2191456
TECH. Tammy Yearra

Pond Location	<u>Strawflower</u>
Pond water level	<u>Dry</u>
Does the pond drain within 48 hours?	<u>Yes</u>
Sediment depth in the forbay?	<u>Good</u>
Sediment depth in the sand filter area?	<u>Good</u>
Trash found at site?	<u>No</u>
Is vegetation below 18" in height?	<u>Yes</u>
Trees or brush found in basin area?	<u>No</u>
Condition of the media?	<u>Good</u>
Condition of vegetation around the out fall pipe	<u>Good</u>
Was sediment found in the under drain piping? Remove open clean out tops and check	<u>NA</u>
Any damage to structural elements (pipes, concrete drainage, retaining walls, gabion walls, etc.)?	<u>N/A</u>
Discharge valve open operational	<u>N/A</u>
Emergency bypass valve closed and operational	<u>N/A</u>
Are all inlets in area clear of debris and sediment?	<u>ND</u>

COMMENTS

pond need attention
inlet need cleaning

pict. 48 - 58



WATER INFRASTRUCTURE OPERATIONS

STORMWATER POND INSPECTION
SAND FILTER SYSTEM

DISTRICT SENNA
DATE 03 27 20
WO # 2191456
TECH. Tammy Yearra

Pond Location	<u>Milagro</u>
Pond water level	<u>Dry</u>
Does the pond drain within 48 hours?	<u>yes</u>
Sediment depth in the forbay?	<u>N/A</u>
Sediment depth in the sand filter area?	<u>N/A</u>
Trash found at site?	<u>NO (leaves)</u>
Is vegetation below 18" in height?	<u>yes</u>
Trees or brush found in basin area?	<u>NO</u>
Condition of the media?	<u>needs attention</u>
Condition of vegetation around the out fall pipe	<u>needs attention</u>
Was sediment found in the under drain piping? Remove open clean out tops and check	<u>N/A</u>
Any damage to structural elements (pipes, concrete drainage, retaining walls, gabian walls, etc.)?	<u>needs attention (leaves)</u>
Discharge valve open operational	<u>N/A</u>
Emergency bypass valve closed and operational	<u>N/A</u>
Are all inlets in area clear of debris and sediment?	<u>NO</u>

COMMENTS

Pond: needs attention
3 inlets need cleaned up sediment/algae/vegetation
grate needs cleaning of dry leaves
bridge needs work. pic.
pic. 60-78

Senna Hills

DATE: 4/14/2020

CONTROLLER 1

WATER **ON**

IRRIGATION SYSTEM RUN THROUGH REPORT



	S	M	T	W	Th	F	S	START 1	START 2	START 3	START 4
A		X			X			12:00 AM			
B		X				X		1:00 AM			
C											
D											
E											

1-Controller Loc: ICCIW ALONG SENNA HILLS DR
BETWEEN 2244 AND PEONIA
1-Backflow Loc:
1-Rain Sensor? YES
Notes/Codes: 2212

WV	Head Type	Plant Type	Run Time	Location (Master Valve)	Zone #	Repair/replace emitter	Repair Broken Lateral	Drip line Break	Replace Nozzle	Replace Valve	Replace Spray Head	Replace Rotor	Replace MP Rotor	Raise/Lower Heads	Add Head	Move Head	Locate or Diagnose Valve	Replace Valve Cover	Replace Decoder or Node	Replace Valve Solenoid	Add Rain Sensor	Install Indicator Flag/Head	Miscellaneous 2	Miscellaneous 3	LABOR	MATERIALS	TAX		
1	A	MPR/BLR	T/Tr/B	15	W. OF SENNA HILLS ALONG Z244	Z1																			142.50	67.1	209.50	17.28	226.1
4	B	BLR	Tr	5	ISLAND S. OF CONTROLLER	Z4																							
5	B	DRP	B	15	ISLAND S. OF CONTROLLER	Z2																							
6	B	DRP	B	15	MIDDLE OF ISLAND S. OF CONTROLLER	Z2																							
7	B	DRP	B	15	ISLAND AT 2244 AND SENNA HILLS DR	Z2																							
8	A	MPR	T	15	E. SIDE AT 2244 AND SENNA HILLS DR	Z2																							
9	A	SPY	T	7	SIDE STRIP E. AT 2244 AND SENNA HILLS DR	Z1																							
10	A	SPY	T	7	SIDE STRIP NE. OF 2244 AND SENNA HILLS DR	Z1																							
11	A	MPR	T	15	NE. OF CONTROLLER	Z1																							
12	A	SPY	T	7	NE. OF CONTROLLER	Z1																							
13	A	MPR	T	15	SIDE STRIP SE. OF PEONIA	Z1																							
14	A	MPR	T	15	SIDE STRIP SE. OF PEONIA	Z1																							
15	A	MPR	T	15	SW. AT PEONIA	Z1																							
16	A	MPR	T	15	SW. OF PEONIA	Z1																							
17	A	MPR	T	15	SW. OF PEONIA	Z1																							
18	A	MPR	T	15	SW. OF PEONIA	Z1																							
19	A	MPR	T/B	15	SW. OF CONTROLLER	Z1																							
20	A	SPY	T	7	W. AT 2244 AND SENNA HILLS DR	Z2																							
21	B	DRP	B	15	BEDS EAST SIDE AT ENTRY	Z2																							
22						Z2																							
23						Z2																							
24						Z2																							
25						Z2																							
26						Z2																							
27						Z2																							
28						Z2																							
29						Z2																							
30						Z2																							
33						Z2																							
34						Z2																							
35						Z2																							

Senna Hills

DATE: 4/14/2020

WATER



IRRIGATION SYSTEM RUN THROUGH REPORT



CONTROLLER 2

	S	M	T	W	Th	F	S	START 1	START 2	START 3	START 4
A	X		X					12:00 AM			
B				X		X		12:00 AM			
C											
D											
E											

2-Controller Loc: ICC NE AT POOL BUILDING
 2-Backflow Loc:
 2-Rain Sensor? YES
 Notes/Codes:

Head Type	Plant Type	Run Time	Location	Zone #	Repair Broken Lateral	Drip Line Break	Replace Nozzle	Replace Valve	Replace Spray Head	Replace Rotor	Replace MP Rotor	Raise/Lower Heads	Add Head	Move Head	Locate or Diagnose Valve	Replace Valve Cover	Replace Decoder or Node	Replace Valve Solenoid	Add Rain Sensor	Raise 6" Valve Box	Miscellaneous 2	Miscellaneous 3	LABOR	SUB-TOTAL	TOTAL			
SPY	T	7	SIDE STRIP SE, PLAYSCAPE	21																			52.25	7.1	59.25	4.89	64.1	
SPY	T	7	SIDE STRIP NW, AT ACACIA BUD DR	21																								
SPY	T	7	SIDE STRIP NW, AT ACACIA BUD DR	21																								
SPY	T	7	SIDE STRIP NE, OF MILAGRO DR	21																								
SPY	B	7	SIDE STRIP NE, OF MILAGRO DR	21																								
SPY	B	7	NE, AND NW, AT MILAGRO DR	21																								
SPY	T	7	NW, AT MILAGRO	21																								
SPY	T	7	NE, OF INDIGO BROOM ALONG FENCE	21																				14.25	1.00	15.25	1.26	16.1
SPY	T	7	N, OF INDIGO BROOM ALONG FENCE	21																								
SPY	T	7	NE, AND NW, AT HELLIOTROPE AND ISLAND	21																				19.00	3.00	22.00	1.82	23.62
SPY	B	7	NE, AT HELLIOTROPE	21																								
SPY	T	7	SIDE STRIP NW, AT HELLIOTROPE	21																				14.25	1.00	15.25	1.26	16.1
SPY	T	7	SIDE STRIP N, OF VERVAIN	21																								
SPY	T	7	South east corner of Riviana	21																								
SPY	T/B	7	SE, AND SW, AT RIVINA DR	21																								
MPR	T	15	SW, AT VERVAIN	21																								
MPR	T/B	15	SE, AT VERVAIN AND ISLAND	21																								
SPY	T	7	SE, OF VERVAIN	21																								
MPR	T	15	SW, INDIGO BROOM	21																								
MPR	T	15	S, OF MILAGRO	21																								
SPY	T/B	7	SW, INDIGO BROOM	21																								
MPR	T	15	SE of Indigo Broom	21																								
MPR	T	15	S, OF PLAYSCAPE	21																								
MPR	T	15	SE, OF PLAYSCAPE	21																								
MPR	T	15	SW, AT INDIGO BROOM LP	21																								
SPY	T	7	S, OF ACACIA BUD	21																								
SPY	T	7	S, OF PLAYSCAPE	21																				4.75	2.00	6.75	0.58	7.1
MPR	T	15	SE, OF PLAYSCAPE	21																								
SPY	T	7	S, OF PLAYSCAPE	21																								
MPR	T	15	SE, OF PLAYSCAPE	21																								

Senna Hills

DATE: 4/14/2020

CONTROLLER 3

WATER **ON**

IRRIGATION SYSTEM RUN THROUGH REPORT



	S	M	T	W	Th	F	S	START 1	START 2	START 3	START 4
A	X					X		12:00 AM			
B											
C											
D											
E											

3-Controller Loc: CC LEFT SIDE OF POOL #5142
 3-Backflow Loc: SOUTH WEST CORNER INSIDE OF POOL
 3-Rain Sensor? YES
 Notes/Codes: POTABLE WATER AROUND POOL 220

WV	Head Type	Plant Type	Run Time	Location	Zone #	Repair	LABOR	SUB-TOTAL	TOTAL
1	A	SPY	T/B	7	21	Repair Broken Lateral	23.75	20.1	43.75
2					21	Drip line Break	*	*	*
3					21	Replace Nozzle	*	*	*
4	A	SPY	T/B	7	24	Replace Valve	*	*	*
5	A	RTR	T	15	22	Replace Spray Head	*	*	*
6	A	SPY	B	7	24	Replace Rotor	*	*	*
7	A	SPY	T/B	7	21	Replace MP Rotor	*	*	*
8	A	SPY	T/B	7	21	Raise/Lower Heads	*	*	*
9	A	SPY	T	7	21	Add Head	*	*	*
10	A	SPY	B	7	21	Move Head	*	*	*
11	A	SPY	B	7	21	Locate or Diagnose Valve	*	*	*
12	A	SPY	T/B	7	21	Replace Valve Cover	*	*	*
13	A	SPY	T	7	21	Replace Decoder or Node	*	*	*
14	A	RTR	T	15	21	Replace Valve Solenoid	*	*	*
15	A	SPY	T	7	21	Add Rain Sensor	*	*	*
16	A	SPY	T	7	21	Miscellaneous 1	*	*	*
17					21	Miscellaneous 2	*	*	*
18					21	Miscellaneous 3	*	*	*
19					21		*	*	*
20					22		*	*	*
21					22		*	*	*
22					22		*	*	*
23					22		*	*	*
24					22		*	*	*
25					22		*	*	*
26					22		*	*	*
27					22		*	*	*
28					22		*	*	*
29					22		*	*	*
30					22		*	*	*
31					22		*	*	*
32					22		*	*	*
33					22		*	*	*
34					22		*	*	*
35					22		*	*	*

Senna Hills

DATE: 4/14/2020

CONTROLLER 4

WATER ON

IRRIGATION SYSTEM RUN THROUGH REPORT



	S	M	T	W	Th	F	S	START 1	START 2	START 3	START 4
A	X		X					9:00 PM			
B	X					X		3:00 AM			
C											
D											
E											

4-Controller Loc: PRO-C-N AT GILIA AND SENNA HILLS DR.
 4-Backflow Loc:
 4-Rain Sensor? YES
 Notes/Codes:

WV	Head Type	Plant Type	Run Time	Location (Master Valve)	Zone #	Repair/replace/replace	LABOR	SUB-TOTAL	TOTAL
1	A	SPY	7	N. AND W. AT GILIA AND SENNA HILLS	21	Repair Broken Lateral	285.00	150.00	435.00
4	A	SPY	7	NW. ALONG AT GILIA AND SENNA HILLS	24	Drip line Break			
5	A	SPY	7	SW. ALONG GILIA	25	Replace Nozzle			
6	A	SPY	7	SIDE STRIP NE AT RIVINA DR	26	Replace Valve			
7	A	SPY	7	NE. OF SIDE STRIP RIVINA DR	27	Replace Spray Head	95.00	40.00	135.00
8	A	SPY	7	NE. OF RIVINA DR	28	Replace Rotor			
9	A	SPY	5	NE. AND NW. OF RIVINA DR	29	Replace MP Rotor	190.00	110.00	300.00
10	B	DRP	15	NE. OF RIVINA ALONG THE FENCE	21	Raise/Lower Heads			
11	B	DRP	15	SIDE STRIP NE. OF RIVINA	21	Add Head			
12					21	Move Head			
13					21	Locate or Diagnose Valve			
14					21	Replace Valve Cover			
15					21	Replace Decoder or Node			
16					21	Replace Valve Solenoid			
17					21	Add Rain Sensor			
18					21	Add 25' of Drip for Coverage			
19					21	Raise 6" Valve Box			
20					21	Miscellaneous 3			
21					21				
22					21				
23					21				
24					21				
25					21				
26					21				
27					21				
28					21				
29					21				
30					21				
33					21				
34					21				
35					21				

Senna Hills

DATE: 4/14/2020

CONTROLLER 5

WATER



IRRIGATION SYSTEM RUN THROUGH REPORT



S M T W Th F S START 1 START 2 START 3 START 4
 A X X 12:00 AM

5-Controller Loc: 1-CORE NE. OF W. SENNA HILLS
 ENTRANCE BY ROAD
 5-Backflow Loc:
 5-Rain Sensor? YES
 Notes/Codes:

WV	Head Type	Plant Type	Run Time	Location	Notes	LABOR	SUB-TOTAL	TOTAL	
1	A	MPR	T 15	ISLAND W. OF CONTROLLER (Master Valve)		*	*	*	
4	A	MPR	T 15	N. OF ISLAND NW. OF CONTROLLER		*	*	*	
5	A	MPR	T 15	NEXT ISLAND		*	*	*	
6	A	MPR	T 15	ISLAND SE. OF GILIA		*	*	*	
7	A	MPR	T 15	ISLAND E. OF GILIA		*	*	*	
8	A	MPR	T 15	ISLAND NE. OF GILIA		*	*	*	
9	A	MPR	T 15	ISLAND NE. OF GILIA		*	*	*	
10	A	MPR	T 15	ISLAND SW. OF RIVINA		14.25	1.00	15.25	16.1
11	A			OPEN		*	*	*	
12	A	MPR	T 15	CENTER ISLAND		*	*	*	
13	A	MPR	T 15	CENTER ISLAND		*	*	*	
14	A	MPR	T 15	CENTER ISLAND		*	*	*	
15	A	MPR	T 15	CENTER ISLAND		*	*	*	
16	A	SPY	T 7	END OF ISLAND		*	*	*	
17	A	SPY	T 7	NE. OF GILIA		*	*	*	
18	A	MPR	T 15	E. OF GILIA		285.00	110.00	395.00	32.59
19	A	MPR	T 15	E. OF GILIA		*	*	*	
20	A	MPR	T 15	SE. OF GILIA		*	*	*	
21	A	MPR	T 15	SE. OF GILIA		*	*	*	
22	A	MPR	T 15	SW. OF GILIA		*	*	*	
23	A	DRP	B 15	SE. OF GILIA BEDS		*	*	*	
24	A	MPR	T 15	SW. OF GILIA		*	*	*	
25	A	MPR	T 15	NW. AT CONTROLLER		*	*	*	
26	A	SPY	T 7	W. AND SW. AT CONTROLLERS		*	*	*	
27						*	*	*	
28						*	*	*	
29						*	*	*	
30						*	*	*	
33						*	*	*	
34						*	*	*	
35						*	*	*	

Senna Hills

DATE: 4/14/2020

CONTROLLER 6

WATER **ON**

IRRIGATION SYSTEM RUN THROUGH REPORT



S M T W Th F S START 1 START 2 START 3 START 4

A X X 12:00 AM

B X X 1:00 AM

C
D
E

6-Controller Loc: I-CORENE of W. Senna Hills
6-Backflow Loc:
6-Rain Sensor? YES
Notes/Codes:

WV	Head Type	Plant Type	Run Time	Location (Master Valve)	Zone #	Repair Broken Lateral	Drip line Break	Replace Nozzle	Replace Valve	Replace Spray Head	Replace Rotor	Replace MP Rotor	Raise/Lower Heads	Add Head	Move Head	Locate or Diagnose Valve	Replace Valve Cover	Replace Decoder or Node	Replace Valve Solenoid	Add Rain Sensor	Rebuild 10" Valve Box	Miscellaneous 2	Miscellaneous 3	LABOR	SUB-TOTAL	TOTAL		
1	A	SPY	7	SIDE STRIP W. BETWEEN RIVINA AND GILIA	24																							
4	A	SPY	7	WEST OF RIVINA LEFT SIDE	24																							
5	A	MPR	15	WEST OF ALONG OF STREET	25																							
6	A	MPR	15	WEST OF GILIA	27																							
7	A	MPR	15	WEST OF GILIA	27																							
8	A	MPR	15	WEST ALONG OF STREET	28																							
9	A	MPR	15	ALONG OF STREET	25																							
10	A	MPR	15	WEST AT SIDEWALK	21																							
11	A	MPR	15	ALONG OF SIDEWALK BETWEEN GILIA AND ENTRY	21																							
12	A	MPR	15	WEST UP HILL	21																							
13	A	MPR	0	ALONG OF SIDEWALK WEST OF CONTROL	21	1																	95.00	40.00	135.00	11.14	146.14	
14	A	MPR	15	WEST OF SIDEWALK	21																							
15	A	MPR	0	ALONG OF SIDEWALK	21	1																	95.00	40.00	135.00	11.14	146.14	
16	A	MPR	0	BACK OF WALL ENTRY	21	1																	95.00	40.00	135.00	11.14	146.14	
17	A	MPR	15	BACK OF WALL	21																							
18	C	DRP	15	BEDS AT ISLAND AT ENTRY	21																							
19	A	MPR	15	WEST SIDE OF ENTRY	21																							
20	A	MPR	15	WEST UP HILL	22																							
21	A	MPR	15	BEDS WEST SIDE AT THE ENTRY	22																							
22	A	MPR	15	EAST SIDE ENTRY	22																							
23	A	MPR	15	EAST SIDE FRONT OF THE BING	22	1																	95.00	40.00	135.00	11.14	146.14	
24	A	MPR	15	FRONT OF SIDE BY RD	22																							
25	C	DRP	20	BEDS WEST SIDE AT THE ENTRY	22																							
26	A	SPY	5	EAST SIDE ENTRY	22																							
27	C	DRP	20	EAST SIDE FRONT OF THE BING	22																							
28	A	MPR	15	FRONT OF SIDE BY RD	22																							
29	A	SPY	5	CENTER ISLAND AT ENTRY	22																							
30	C	DRP	15	CENTER ISLAND ENTRY	22																							
33					23																							
34					23																							
35					23																							

Senna Hills

DATE: 4/14/2020

CONTROLLER 7

WATER ON

IRRIGATION SYSTEM RUN THROUGH REPORT



	S	M	T	W	Th	F	S	START 1	START 2	START 3	START 4
A		X				X		2:00 AM			
B											
C											
D											
E											

7-Controller Loc: CORNER OF PEONIA IN SENNA HILLS

7-Backflow Loc:

7-Rain Sensor? YES

Notes/Codes:

WV	Head Type	Plant Type	Run Time	Location	Notes	LABOR	SUB-TOTAL	TOTAL
1	A	MPR	T 15	BETWEEN PEONIA AND BROOM (Master Valve)	Repair rainwater or clock	*	*	*
4					Repair Broken Lateral	*	*	*
5					Drip line Break	*	*	*
6					Replace Nozzle	*	*	*
7					Replace Valve	*	*	*
8					Replace Spray Head	*	*	*
9					Replace Rotor	*	*	*
10					Replace MP Rotor	*	*	*
11					Raise/Lower Heads	*	*	*
12					Add Head	*	*	*
13					Move Head	*	*	*
14					Locate or Diagnose Valve	*	*	*
15					Replace Valve Cover	*	*	*
16					Replace Decoder or Node	*	*	*
17					Replace Valve Solenoid	*	*	*
18					Add Rain Sensor	*	*	*
19					Miscellaneous 1	*	*	*
20					Miscellaneous 2	*	*	*
21					Miscellaneous 3	*	*	*
22						*	*	*
23						*	*	*
24						*	*	*
25						*	*	*
26						*	*	*
27						*	*	*
28						*	*	*
29						*	*	*
30						*	*	*
33						*	*	*
34						*	*	*
35						*	*	*

**Senna Hills
IRRIGATION SYSTEM PROGRAM SUMMARY**



DATE: 4/14/2020

CONTROLLER 1

	S	M	T	W	Th	F	S	START 1	START 2	START 3	START 4
A			X		X			12:00 AM			
B		X				X		1:00 AM			
C											
D											
E											

WATER

1-Controller Loc: 100 W. ALONG Senna Hills DR BETWEEN 3244 AND PEONIA

1-Backflow Loc:

1-Rain Sensor? YES

CONTROLLER 2

	S	M	T	W	Th	F	S	START 1	START 2	START 3	START 4
A		X		X				12:00 AM			
B					X	X		12:00 AM			
C											
D											
E											

WATER

2-Controller Loc: 100 NE. AT POOL BUILDING

2-Backflow Loc:

2-Rain Sensor? YES

CONTROLLER 3

	S	M	T	W	Th	F	S	START 1	START 2	START 3	START 4
A			X			X		12:00 AM			
B											
C											
D											
E											

WATER

3-Controller Loc: 100 LEFT SIDE OF POOL #5142

3-Backflow Loc: SOUTH WEST CORNER INSIDE OF POOL

3-Rain Sensor? YES

CONTROLLER 4

	S	M	T	W	Th	F	S	START 1	START 2	START 3	START 4
A		X		X				9:00 PM			
B	X					X		3:00 AM			
C											
D											
E											

WATER

4-Controller Loc: PRO-C N. AT GILIA AND SENNA HILLS DR.

4-Backflow Loc:

4-Rain Sensor? YES

CONTROLLER 5

	S	M	T	W	Th	F	S	START 1	START 2	START 3	START 4
A	X		X					12:00 AM			
B											
C											
D											
E											

WATER

5-Controller Loc: 100 NE. OF W. SENNA HILLS ENTRANCE BY ROAD

5-Backflow Loc:

5-Rain Sensor? YES

CONTROLLER 6

	S	M	T	W	Th	F	S	START 1	START 2	START 3	START 4
A					X	X		12:00 AM			
B											
C		X		X				1:00 AM			
D											
E											

WATER

6-Controller Loc: 100 NE OF W. SENNA HILLS

6-Backflow Loc:

6-Rain Sensor? YES

CONTROLLER 7

	S	M	T	W	Th	F	S	START 1	START 2	START 3	START 4
A			X		X			2:00 AM			
B											
C											
D											
E											

WATER

7-Controller Loc: CORNER OF PEONIA IN SENNA HILLS

7-Backflow Loc:

7-Rain Sensor? YES

IRRIGATION WORK ORDER PROPOSAL

DATE: 4/14/2020

WATER	ON
POTABLE?	NO

WLE LLC
10122 Bradshaw Road
Austin TX, 78747
888-389-5263



CUSTOMER INFORMATION

Property Name:	Senna Hills	Management Company:	Goodwin Management
Address 1:	Bee Caves and Senna Hills Dr	Contact Name:	Carrie Martin
Address 2:	Senna Hills, TX 78733	Contact E-Mail:	carrie.martin@goodwinTX.com
Other Info:	Irrigation Only	Contact Phone:	512-348-0448

REQUEST FOR REPAIRS	QUANTITY	LABOR/MACHINE				MATERIALS		TOTAL
		Man Hours (Per Repair)	Man Hours Total	Labor Cost (Per Hour, \$)	Labor Cost Total (\$)	Material Cost (Per Repair, \$)	Material Cost Total (\$)	Total Labor/Material
Replace Nozzle	5.00	0.05	0.25	95.00	23.75	2.00	10.00	\$ 33.75
Replace Rotor	1.00	0.25	0.25	95.00	23.75	20.00	20.00	\$ 43.75
Drip Line Break	2.00	0.20	0.40	95.00	38.00	5.00	10.00	\$ 48.00
Raise or Lower Heads to Improve Coverage	5.00	0.15	0.75	95.00	71.25	1.00	5.00	\$ 76.25
Install Indicator Flag/Head	2.00	0.40	0.80	95.00	76.00	25.00	50.00	\$ 126.00
Raise 6" Valve Box	1.00	1.00	1.00	95.00	95.00	40.00	40.00	\$ 135.00
1" Valve Replacement	1.00	2.00	2.00	95.00	190.00	110.00	110.00	\$ 300.00
2" Main Line Break Repair	1.00	3.00	3.00	95.00	285.00	110.00	110.00	\$ 395.00
Repair Broken Lateral	4.00	1.00	4.00	95.00	380.00	40.00	160.00	\$ 540.00

Please sign this estimate or reply to our email with "approved" and we will commence work
Irrigation in Texas is regulated by the Texas Commission on Environmental Quality (TCEQ), MC-178,
P.O. Box 13087, Austin, Texas 78711-3087. TCEQ's web site is: www.tceq.state.tx.us.

MATERIALS TOTAL	515.00
LABOR TOTAL	1,182.75
SUBTOTAL	1,697.75
TAX	140.06
TOTAL	1,837.81

Accepted By: _____







Jeniffer Concienne

From: Kennis, Jesse <Jesse.Kennis@inframark.com>
Sent: Thursday, April 16, 2020 5:00 PM
To: Jeniffer Concienne
Subject: FW: Taylor Lake Irrigation Pond

FYI.

Respectfully,

Jesse L. Kennis II | Senior Operations Manager



151 Trinity Hills Drive / Austin, TX 78737
(M) 512.820.7442 | www.inframark.com

From: Lisa McKenzie <mud.lisamckenzie@yahoo.com>
Sent: Wednesday, April 15, 2020 9:48 AM
To: Kennis, Jesse <Jesse.Kennis@inframark.com>
Subject: Re: Taylor Lake Irrigation Pond

Please bring it to the board meeting on April 24. Those weedy shrubs have been there a long time.

Thanks, Lisa

On Wednesday, April 15, 2020, 8:22:55 AM CDT, Kennis, Jesse <jesse.kennis@inframark.com> wrote:

Zane,

Considering the high profile nature of this area and the sensitivity of the residents around the area I agree the work needs to be done. It does exceed my monetary authority level so I will have to take this to the board in May.

Respectfully,

Jesse L. Kennis II | Senior Operations Manager



151 Trinity Hills Drive / Austin, TX 78737

(M) 512.820.7442 | www.inframark.com

From: Zane Furr <zaneurr@yahoo.com>
Sent: Tuesday, April 14, 2020 5:24 PM
To: Kennis, Jesse <Jesse.Kennis@inframark.com>
Subject: Taylor Lake Irrigation Pond

Jess,

Located throughout the beds of the Taylor Lake irrigation pond is a tremendous amount of Roosevelt Weed.

Beginning in May, we could start cutting and removing it for a price not to exceed \$4000.00. This would include 50 hours x \$75 per hour and a disposal fee of \$250.00.

Attached are two pictures.

Please call with any questions.

Thank you,

Zane Furr

512 825-7162

WARNING: This email originated outside of Inframark. Take caution when clicking on links and opening attachments.