

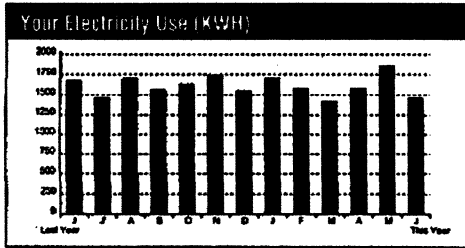
Service Details

PowerLink Number:09305600

10425 1/2 SENNA HILLS DR

ELECTRIC SERVICE

Meter # 5505323



Current Month

Days of service 28
 kWh Used 1462
 Avg. kWh per day 52.2
 Avg. cost per day \$5.57
 13 month avg. consumption: 1611.85

Read Date	05/28/2019	06/25/2019	Consumption
Read	54257	55719	1462
Reading Difference			1462
Total Consumption in KWH			1462
Demand Usage			6.00
Power Factor			0.87

COA - Electric Commercial Secondary Voltage <10kW

Customer Charge	\$18.00
Energy Charge 1,462 kWh at \$0.04802 per kWh	\$70.21
Community Benefit Charges	\$5.75
Regulatory Charges 1,462 kWh at \$0.01342 per kWh	\$19.62
Power Supply Adjustment 1,462 kWh at \$0.02895 per kWh (summer)	\$42.32
Total Current Charges	\$155.90
Commercial Sales Tax	
Taxable Amount	\$155.90
TOTAL CURRENT CHARGES	\$155.90



Want to save money on your electric bill? Visit us online for more information on our rebate program and energy-saving tips.

Service Details

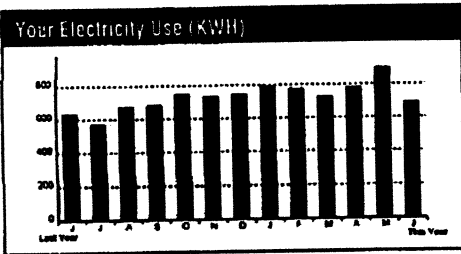
PowerLink Number:22017
10502 PRICKLY POPPY CV



ELECTRIC SERVICE

Meter # 4007193

Read Date	05/28/2019	06/25/2019	Consumption
Read	8451	9141	690
	Reading Difference		690
	Total Consumption in KWH		690
	Demand Usage		3.67
	Power Factor		0.73



Current Month

Days of service 28
 kWh Used 690
 Avg. kWh per day 24.6
 Avg. cost per day \$2.97
 13 month avg. consumption: 726.23

COA - Electric Commercial Secondary Voltage <10kW

Customer Charge	\$18.00
Energy Charge 690 kWh at \$0.04802 per kWh	\$33.13
Community Benefit Charges	\$2.71
Regulatory Charges 690 kWh at \$0.01342 per kWh	\$9.26
Power Supply Adjustment 690 kWh at \$0.02895 per kWh (summer)	\$19.98
Total Current Charges	\$83.08
Commercial Sales Tax	
Taxable Amount	\$83.08
TOTAL CURRENT CHARGES	\$83.08

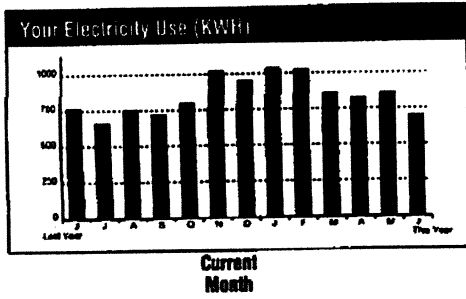
Want to save money on your electric bill? Visit www.energy.com for information on our rebate programs and energy services.



Service Details

PowerLink Number:194918

10828 1/2 SENNA HILLS DR



ELECTRIC SERVICE

Meter # 4008024

Read Date	05/28/2019	06/25/2019	Consumption
Read	872	1568	696
	Reading Difference		696
	Total Consumption in KWH		696
	Demand Usage		3.53
	Power Factor		0.82

Days of service 28
 kWh Used 696
 Avg. kWh per day 24.9
 Avg. cost per day \$2.99
 13 month avg. consumption: 642.69

COA - Electric Commercial Secondary Voltage <10kW

Customer Charge	\$18.00
Energy Charge 696 kWh at \$0.04802 per kWh	\$33.42
Community Benefit Charges	\$2.73
Regulatory Charges 696 kWh at \$0.01342 per kWh	\$9.34
Power Supply Adjustment 696 kWh at \$0.02895 per kWh (summer)	\$20.15
Total Current Charges	\$83.64
Commercial Sales Tax	
Taxable Amount	\$83.64
TOTAL CURRENT CHARGES	\$83.64

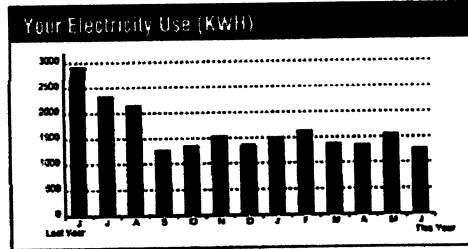
What is shown here is your electric bill. It is not a bill for energy. It is a bill for the use of electricity. It is not a bill for the use of electricity. It is a bill for the use of electricity.



Service Details

PowerLink Number:135210

10724 1/2 STRAW FLOWER DR



ELECTRIC SERVICE

Meter # 4000415

Read Date	05/28/2019	06/25/2019	Consumption
Read	1407	2670	1263
	Reading Difference		1263
	Total Consumption in KWH		1263
	Demand Usage		15.88
	Power Factor		0.67

Days of service 28
 kWh Used 1263
 Avg. kWh per day 45.1
 Avg. cost per day \$7.70
 13 month avg. consumption: 1657.46

City of Austin Electric - Secondary Voltage >10kW <300kW

Customer Charge	\$27.50
Electric Delivery 15.88 kW at \$4.50 per kW	\$71.46
Demand Charge 15.88 kW at \$4.19 per kW	\$66.54
Energy Charge 1,263 kWh at \$0.02356 per kWh	\$29.76
Community Benefit Charges	\$4.96
Regulatory Charges 15.88 kW at \$3.74 per kW	\$59.39
Power Supply Adjustment, Summer 1,263 kWh at \$0.02895 per kWh	\$36.56
Power Factor Adjustment Below 90%	\$67.76
Load Factor Adjustment Below 20%	-\$148.30
Total Current Charges	\$215.63
Commercial Sales Tax	
Taxable Amount	\$215.63
TOTAL CURRENT CHARGES	\$215.63

Want to save money on your electric bill? Visit austincityenergy.com for information on our rebate programs and energy saving tips.



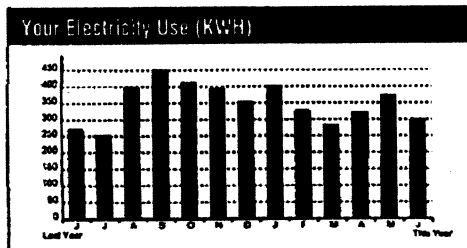
Service Details

PowerLink Number:09320900

1709 1/2 LEMON MINT CT

ELECTRIC SERVICE

Meter # 4007192



Read Date	05/28/2019	06/25/2019	Consumption
Read	51390	51690	300
	Reading Difference		300
	Total Consumption in KWH		300
	Demand Usage		3.20
	Power Factor		0.86

Current Month

Days of service 28
 kWh Used 300
 Avg. kWh per day 10.7
 Avg. cost per day \$1.65
 13 month avg. consumption: 348.85

COA - Electric Commercial Secondary Voltage <10kW

Customer Charge	\$18.00
Energy Charge 300 kWh at \$0.04802 per kWh	\$14.41
Community Benefit Charges	\$1.18
Regulatory Charges 300 kWh at \$0.01342 per kWh	\$4.03
Power Supply Adjustment 300 kWh at \$0.02895 per kWh (summer)	\$8.69
Total Current Charges	\$46.31
Commercial Sales Tax	
Taxable Amount	\$46.31
TOTAL CURRENT CHARGES	\$46.31

Visit us online at www.serra.com for more information on our reliable products and services. Thank you!