

**SENNA HILLS
MUNICIPAL UTILITY DISTRICT
YEAR ENDED SEPTEMBER 30, 2018**

**FINANCIAL STATEMENTS,
SUPPLEMENTARY INFORMATION
AND
INDEPENDENT AUDITOR'S REPORT**

**SENNA HILLS
MUNICIPAL UTILITY DISTRICT**

**FINANCIAL STATEMENTS,
SUPPLEMENTARY INFORMATION
AND
INDEPENDENT AUDITOR'S REPORT**

**FOR THE YEAR ENDED
SEPTEMBER 30, 2018**

**SENNA HILLS
MUNICIPAL UTILITY DISTRICT**

TABLE OF CONTENTS

| | <u>Page</u> |
|--|-------------|
| <i>Annual Filing Affidavit</i> | 1 |
| <i>Independent Auditor's Report</i> | 2 |
| <i>Management's Discussion and Analysis</i> | MDA-1 |
| <i>Financial Statements</i> | |
| Statement of Net Position and Governmental Funds Balance Sheet | FS-1 |
| Statement of Activities and Governmental Funds Statement of Revenues, Expenditures and Changes in Fund Balances | FS-2 |
| <i>Notes to the Financial Statements</i> | FS-3 |
| <i>Required Supplementary Information</i> | |
| Budgetary Comparison Schedule - General Fund | FS-17 |
| <i>Texas Supplementary Information (TSI)</i> | |
| Services and Rates | TSI-1 |
| General Fund Expenditures | TSI-2 |
| Temporary Investments | TSI-3 |
| Taxes Levied and Receivable | TSI-4 |
| Long-Term Debt Service Requirements - By Years | TSI-5 |
| Changes in Long-Term Bonded Debt | TSI-6 |
| Comparative Schedule of Revenues and Expenditures General Fund and Debt Service Fund - Five Years | TSI-7 |
| Board Members, Key Personnel and Consultants | TSI-8 |
| <i>Other Supplementary Information (OSI)</i> | |
| Principal Taxpayers | OSI-1 |
| Assessed Value by Classification | OSI-2 |

ANNUAL FILING AFFIDAVIT

ANNUAL FILING AFFIDAVIT

STATE OF TEXAS

COUNTY OF TRAVIS

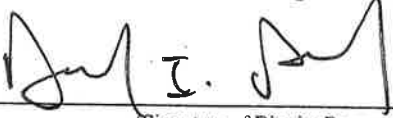
I, ~~David I. Perl~~ David I. Perl of the
(Name of Duly Authorized District Representative)

SENNA HILLS MUNICIPAL UTILITY DISTRICT
(Name of District)

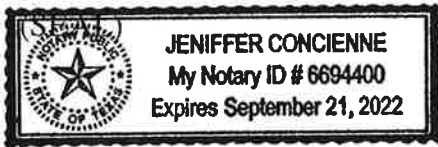
hereby swear, or affirm, that the District above has reviewed and approved at a meeting of the District's Board of Directors on the **1st day of February, 2019**, its annual audit report for the fiscal period ended **September 30, 2018** and that copies of the annual audit report have been filed in the District's office, located at:


12912 Hill Country Blvd., Suite F-232
Austin, Texas 78738
(Address of District's Office)

This filing affidavit and the attached copy of the audit report are being submitted to the Texas Commission on Environmental Quality in satisfaction of the annual filing requirements of Texas Water Code Section 49.194.

Date: Feb. 1, 2019 By: 
(Signature of District Representative)
David I. Perl, VP
(Typed Name and Title of District Representative)

Sworn to and subscribed to before me this 1st day of February, 2019.




(Signature of Notary)

My Commission Expires On: Sept. 21, 2022
Notary Public in the State of Texas

INDEPENDENT AUDITOR'S REPORT

McCALL GIBSON SWEDLUND BARFOOT PLLC

Certified Public Accountants

13100 Wortham Center Drive
Suite 235
Houston, Texas 77065-5610
(713) 462-0341
Fax (713) 462-2708
E-Mail: mgsb@mgsbpllc.com

9600 Great Hills Trail
Suite 150W
Austin, Texas 78759
(512) 610-2209
www.mgsbpllc.com

Board of Directors
Senna Hills Municipal Utility District
Travis County, Texas

Independent Auditor's Report

We have audited the accompanying financial statements of the governmental activities and each major fund of Senna Hills Municipal Utility District (the "District"), as of and for the year ended September 30, 2018, and the related notes to the financial statements, which collectively comprise the District's basic financial statements as listed in the table of contents.

Management's Responsibility for the Financial Statements

Management is responsible for the preparation and fair presentation of these financial statements in accordance with accounting principles generally accepted in the United States of America; this includes the design, implementation, and maintenance of internal control relevant to the preparation and fair presentation of financial statements that are free from material misstatement, whether due to fraud or error.

Auditor's Responsibility

Our responsibility is to express opinions on these financial statements based on our audit. We conducted our audit in accordance with auditing standards generally accepted in the United States of America. Those standards require that we plan and perform the audit to obtain reasonable assurance about whether the financial statements are free from material misstatement.

An audit involves performing procedures to obtain audit evidence about the amounts and disclosures in the financial statements. The procedures selected depend on the auditor's judgment, including the assessment of the risks of material misstatement of the financial statements, whether due to fraud or error. In making those risk assessments, the auditor considers internal control relevant to the entity's preparation and fair presentation of the financial statements in order to design audit procedures that are appropriate in the circumstances, but not for the purpose of expressing an opinion on the effectiveness of the District's internal control. Accordingly, we express no such opinion. An audit also includes evaluating the appropriateness of accounting policies used and the reasonableness of significant accounting estimates made by management, as well as evaluating the overall presentation of the financial statements.

We believe that the audit evidence we have obtained is sufficient and appropriate to provide a basis for our audit opinions.

Board of Directors
Senna Hills Municipal Utility District

Opinions

In our opinion, the financial statements referred to above present fairly, in all material respects, the respective financial position of the governmental activities and each major fund of the District as of September 30, 2018, and the respective changes in financial position for the year then ended in accordance with accounting principles generally accepted in the United States of America.

Other Matters

Required Supplementary Information

Accounting principles generally accepted in the United States of America require that the Management's Discussion and Analysis and the Budgetary Comparison Schedule – General Fund be presented to supplement the basic financial statements. Such information, although not a part of the basic financial statements, is required by the Governmental Accounting Standards Board, who considers it to be an essential part of financial reporting for placing the basic financial statements in an appropriate operational, economic, or historical context. We have applied certain limited procedures to the required supplementary information in accordance with auditing standards generally accepted in the United States of America, which consisted of inquiries of management about the methods of preparing the information and comparing the information for consistency with management's responses to our inquiries, the basic financial statements, and other knowledge we obtained during our audit of the basic financial statements. We do not express an opinion or provide any assurance on the information because the limited procedures do not provide us with sufficient evidence to express an opinion or provide any assurance.

Other Information

Our audit was conducted for the purpose of forming opinions on the financial statements that collectively comprise the District's basic financial statements. The Texas Supplementary Information required by the Texas Commission on Environmental Quality as published in the *Water District Financial Management Guide* and the Other Supplementary Information are presented for purposes of additional analysis and are not a required part of the basic financial statements. Such information is the responsibility of management and was derived from and relates directly to the underlying accounting and other records used to prepare the basic financial statements. The Texas Supplementary Information and the Other Supplementary Information have not been subjected to the auditing procedures applied in the audit of the basic financial statements and, accordingly, we express no opinion on them.

McCall Gibson Swedlund Barfoot PLLC

McCall Gibson Swedlund Barfoot PLLC
Certified Public Accountants
Austin, Texas

February 1, 2019

**MANAGEMENT'S DISCUSSION
AND ANALYSIS**

SENNA HILLS MUNICIPAL UTILITY DISTRICT MANAGEMENT'S DISCUSSION AND ANALYSIS SEPTEMBER 30, 2018

In accordance with Governmental Accounting Standards Board Statement No. 34 ("GASB 34"), the management of Senna Hills Municipal Utility District (the "District") offers the following discussion and analysis to provide an overview of the District's financial activities for the year ended September 30, 2018. Since this information is designed to focus on current year activities, resulting changes, and currently known facts, it should be read in conjunction with the District's financial statements that follow.

FINANCIAL HIGHLIGHTS

- *General Fund:* At the end of the current fiscal year, the unassigned fund balance was \$2,212,526, an increase of \$334,413 from the previous fiscal year. General Fund revenues increased from \$1,535,505 in the previous fiscal year to \$1,600,578 in the current fiscal year due to an increase in the assessed valuations and an increase in service account revenues.
- *Debt Service Fund:* Fund balance restricted for debt service decreased from \$546,280 in the previous fiscal year to \$541,992 in the current fiscal year. Debt Service Fund revenues increased from \$1,020,092 in the previous fiscal year to \$1,047,347 in the current fiscal year due to an increase in the District's assessed valuation.
- *Capital Projects Fund:* Fund balance restricted for capital projects decreased from \$633,503 in the previous fiscal year to \$-0- in the current fiscal year. The District spent \$927,923 on expanding its wastewater treatment plant during the current fiscal year.
- *Governmental Activities:* On a government-wide basis for governmental activities, the District had revenues net of expenses of \$1,062,782. Net position increased from \$9,878 to \$1,072,660.

OVERVIEW OF THE DISTRICT

The District was created by an order of the Commissioner's Court of Travis County, Texas on April 6, 1988, and confirmed by the electorate of the District at a confirmation election held on January 21, 1995. The District operates and maintains a water distribution system and a sewer treatment facility and collection system in Travis County, Texas under Chapter 54 of the Texas Water Code. The reporting entity of the District encompasses those activities and functions over which the District's elected officials exercise significant oversight or control. The District is governed by a five-member Board of Directors which has been elected by District residents or appointed by the Board of Directors. The District is not included in any other governmental "reporting entity" as defined by Statement No. 14 of the GASB, since Board members are elected by the public and have decision making authority, the power to designate management, the responsibility to significantly influence operations and primary accountability for fiscal matters. In addition, there are no component units as defined in GASB Statements No. 14 and No. 39 which are included in the District's reporting entity.

SENNA HILLS MUNICIPAL UTILITY DISTRICT MANAGEMENT'S DISCUSSION AND ANALYSIS SEPTEMBER 30, 2018

USING THIS ANNUAL REPORT

This annual report consists of five parts:

1. *Management's Discussion and Analysis* (this section)
2. *Basic Financial Statements* (including *Notes to the Financial Statements*)
3. *Required Supplementary Information*
4. *Texas Supplementary Information* (required by the Texas Commission on Environmental Quality (the TSI section))
5. *Other Supplementary Information* (the OSI section)

For purposes of GASB 34, the District is considered a special purpose government. This allows the District to present the required fund and government-wide statements in a single schedule. The requirement for fund financial statements that are prepared on the modified accrual basis of accounting is met with the "Governmental Funds Total" column. An adjustment column includes those entries needed to convert to the full accrual basis government-wide statements. Government-wide statements are comprised of the Statement of Net Position and the Statement of Activities.

OVERVIEW OF THE FINANCIAL STATEMENTS

The *Statement of Net Position and Governmental Funds Balance Sheet* includes a column (titled "Governmental Funds Total") that represents a balance sheet prepared using the modified accrual basis of accounting. This method measures cash and all other financial assets that can be readily converted to cash. The adjustments column converts those balances to a balance sheet that more closely reflects a private-sector business. Over time, increases or decreases in the District's net position will indicate financial health.

The *Statement of Activities and Governmental Funds Statement of Revenues, Expenditures and Changes in Fund Balances* includes a column (titled "Governmental Funds Total") that derives the change in fund balances resulting from current year revenues, expenditures, and other financing sources or uses. These amounts are prepared using the modified accrual basis of accounting. The adjustments column converts those activities to full accrual, a basis that more closely represents the income statement of a private-sector business.

The *Notes to the Financial Statements* provide additional information that is essential to a full understanding of the information presented in the *Statement of Net Position and Governmental Funds Balance Sheet* and the *Statement of Activities and Governmental Funds Statement of Revenues, Expenditures, and Changes in Fund Balances*.

The *Required Supplementary Information* presents a comparison statement between the District's adopted budget and its actual results.

**SENNA HILLS MUNICIPAL UTILITY DISTRICT
MANAGEMENT'S DISCUSSION AND ANALYSIS
SEPTEMBER 30, 2018**

FINANCIAL ANALYSIS OF THE DISTRICT AS A WHOLE

Statement of Net Position:

The following table reflects the condensed Statement of Net Position:

Summary Statement of Net Position

| | Governmental Activities | | Change Increase (Decrease) |
|----------------------------------|----------------------------|-------------------|----------------------------------|
| | 2018 | 2017 | |
| Current and other assets | \$ 2,972,162 | \$ 3,634,432 | \$ (662,270) |
| Capital and non-current assets | 9,201,759 | 8,481,486 | 720,273 |
| Total Assets | <u>12,173,921</u> | <u>12,115,918</u> | <u>58,003</u> |
| Current Liabilities | 918,701 | 1,275,068 | (356,367) |
| Long-term Liabilities | 10,182,560 | 10,840,972 | (658,412) |
| Total Liabilities | <u>11,101,261</u> | <u>12,116,040</u> | <u>(1,014,779)</u> |
| Net Investment in Capital Assets | (1,635,801) | (2,365,983) | 730,182 |
| Restricted | 495,187 | 497,121 | (1,934) |
| Unrestricted | 2,213,274 | 1,878,740 | 334,534 |
| Total Net Position | <u>\$ 1,072,660</u> | <u>\$ 9,878</u> | <u>\$ 1,062,782</u> |

The District's combined net position increased by \$1,062,782 to \$1,072,660 from the previous year balance of \$9,878. Some of the District's assets are accounted for by capital assets or restricted for debt service. The District's unrestricted net assets, which can be used to finance day to day operations, totaled \$2,213,274.

**SENNA HILLS MUNICIPAL UTILITY DISTRICT
MANAGEMENT'S DISCUSSION AND ANALYSIS
SEPTEMBER 30, 2018**

Revenues and Expenses:

Summary Statement of Activities

| | Governmental Activities | | Change Increase (Decrease) |
|-------------------------------|----------------------------|------------------|----------------------------------|
| | 2018 | 2017 | |
| Service accounts | \$ 881,103 | \$ 902,673 | \$ (21,570) |
| Property taxes | 1,640,582 | 1,561,661 | 78,921 |
| Other | 129,548 | 98,255 | 31,293 |
| Total Revenues | 2,651,233 | 2,562,589 | 88,644 |
| Water/sewer service | 258,286 | 253,656 | 4,630 |
| Repairs/maintenance | 385,016 | 391,203 | (6,187) |
| Contracted services | 74,229 | 77,974 | (3,745) |
| Professional fees | 126,192 | 126,077 | 115 |
| Other | 76,709 | 73,836 | 2,873 |
| Debt Service | 400,801 | 530,583 | (129,782) |
| Depreciation/Amortization | 267,218 | 250,593 | 16,625 |
| Total Expenses | 1,588,451 | 1,703,922 | (115,471) |
| Change in Net Position | 1,062,782 | 858,667 | 204,115 |
| Beginning Net Position | 9,878 | (848,789) | 858,667 |
| Ending Net Position | \$ 1,072,660 | \$ 9,878 | \$ 1,062,782 |

Revenues were \$2,651,233 for the fiscal year ended September 30, 2018 while expenses were \$1,588,451. Net position increased by \$1,062,782.

Property taxes totaled \$1,640,582. Included in these taxes are real and personal property taxes which are assessed October 1 and payable before the following January 31.

The District's assessed value in fiscal year 2018 was approximately \$303 million compared to approximately \$288 million in fiscal year 2017. The tax rate is set after reviewing the operating and debt service requirements and appraised values determined by Travis County. The ad valorem tax rate for fiscal years 2018 and 2017 was \$0.5411 per \$100 assessed valuation. The District's primary revenue sources are service account fees and property taxes.

SENNA HILLS MUNICIPAL UTILITY DISTRICT MANAGEMENT'S DISCUSSION AND ANALYSIS SEPTEMBER 30, 2018

ANALYSIS OF GOVERNMENTAL FUNDS

Governmental Funds by Year

| | 2018 | 2017 |
|--|--------------|--------------|
| Cash and cash equivalents | \$ 2,855,372 | \$ 3,436,305 |
| Receivables and other assets | 116,790 | 200,153 |
| Total Assets | \$ 2,972,162 | \$ 3,636,458 |
| Accounts payable | 155,130 | 473,081 |
| Other payables | 60,113 | 103,405 |
| Total Liabilities | 215,243 | 576,486 |
| Deferred Inflows of Resources | 2,401 | 2,076 |
| Restricted | 541,992 | 1,179,783 |
| Assigned | - | 591,967 |
| Unassigned | 2,212,526 | 1,286,146 |
| Total Fund Balance | 2,754,518 | 3,057,896 |
| Total Liabilities, Deferred Inflows of Resources and Fund Balances | \$ 2,972,162 | \$ 3,636,458 |

For the fiscal year ended September 30, 2018, the District's governmental funds reflect a combined fund balance of \$2,754,518. This fund balance includes a \$334,413 increase in the General Fund fund balance.

The Debt Service Fund reflects a decrease in fund balance of \$4,288 in fiscal year 2018. The Debt Service Fund remitted bond principal of \$640,000 and interest of \$404,863. More detailed information about the District's debt is presented in the *Notes to the Financial Statements*.

The Capital Projects Fund reflects a decrease of \$633,503 in fiscal year 2018. During the current fiscal year, the District spent \$927,923 to expand its wastewater treatment plant.

BUDGETARY HIGHLIGHTS

The General Fund pays for daily operating expenses. On September 29, 2017, the Board of Directors approved a budget for the fiscal year ending September 30, 2018. The budget included revenues of \$1,494,912 as compared to expenditures of \$2,086,880. When comparing actual to budget, the District had a positive variance of \$926,381. More detailed information about the District's budgetary comparison is presented in the *Required Supplementary Information*.

SENNA HILLS MUNICIPAL UTILITY DISTRICT MANAGEMENT'S DISCUSSION AND ANALYSIS SEPTEMBER 30, 2018

CAPITAL ASSETS

At September 30, 2018, the District's governmental activities had invested \$9,201,759 in land and easements and infrastructure. The detail is reflected in the following schedule:

| <u>Summary of Capital Assets, net</u> | | |
|---------------------------------------|---------------------|---------------------|
| | <u>9/30/2018</u> | <u>9/30/2017</u> |
| Land and Easements | \$ 50,000 | \$ 50,000 |
| Construction in progress | - | 437,437 |
| Water/Wastewater/Drainage Facilities | 12,260,059 | 10,835,131 |
| Less: Accumulated Depreciation | (3,108,300) | (2,841,082) |
| Total Net Capital Assets | \$ 9,201,759 | \$ 8,481,486 |

More detailed information about the District's capital assets is presented in the *Notes to the Financial Statements*.

LONG TERM DEBT

The District has the following balances outstanding on unlimited tax bonds:

| | <u>Bonds Payable</u> |
|--------------|--------------------------|
| Series 2010 | \$ 3,960,000 |
| Series 2014 | 5,770,000 |
| Series 2016 | 1,060,000 |
| Total | \$ 10,790,000 |

The District owes approximately \$10.8 million to bond holders. During the year, the principal balance was reduced by \$640,000. More detailed information about the District's long-term debt is presented in the *Notes to the Financial Statements*.

CURRENTLY KNOWN FACTS, DECISIONS, OR CONDITIONS

The total assessed value for the 2018 tax year is approximately \$318 million and the net taxable assessed value is approximately \$316 million. The fiscal year 2019 tax rate is \$0.5176 on each \$100 of taxable value. Approximately 38% of the property tax will fund general operating expenses, and approximately 62% of the property tax will be set aside for debt service on the District's bonded debt.

The adopted budget for fiscal year 2019 projects an operating fund balance increase of \$201,932.

**SENNA HILLS MUNICIPAL UTILITY DISTRICT
MANAGEMENT'S DISCUSSION AND ANALYSIS
SEPTEMBER 30, 2018**

REQUESTS FOR INFORMATION

This financial report is designed to provide a general overview of the District's finances and to demonstrate the District's accountability for the funds it receives. Questions concerning any of the information provided in this report or requests for additional financial information should be addressed to the District in care of Willatt & Flickinger, PLLC, 12912 Hill Country Blvd., Suite F-232, Austin, Texas, 78738.

FINANCIAL STATEMENTS

**SENNA HILLS MUNICIPAL UTILITY DISTRICT
STATEMENT OF NET POSITION AND GOVERNMENTAL FUNDS BALANCE SHEET
SEPTEMBER 30, 2018**

| | General Fund | Debt Service Fund | Capital Projects Fund | Governmental Funds Total | Adjustments Note 2 | Government wide Statement of Net Position |
|---|---------------------|-------------------------|-----------------------------|--------------------------------|-----------------------|--|
| ASSETS | | | | | | |
| Cash and cash equivalent investments: | | | | | | |
| Cash | \$ 239,840 | \$ 224,051 | \$ - | \$ 463,891 | \$ - | \$ 463,891 |
| Cash equivalent investments | 2,073,540 | 317,941 | - | 2,391,481 | - | 2,391,481 |
| Receivables: | | | | | | |
| Service accounts, net provision for uncollectible accounts of \$1,000 | 114,234 | - | - | 114,234 | - | 114,234 |
| Taxes, no provision for uncollectible accounts | 748 | 1,653 | - | 2,401 | - | 2,401 |
| Other | 155 | - | - | 155 | - | 155 |
| Capital assets, net of accumulated depreciation: | | | | | | |
| Land and easements | - | - | - | - | 50,000 | 50,000 |
| Water/wastewater/drainage facilities | - | - | - | - | 9,151,759 | 9,151,759 |
| TOTAL ASSETS | \$ 2,428,517 | \$ 543,645 | \$ - | \$ 2,972,162 | 9,201,759 | 12,173,921 |
| LIABILITIES | | | | | | |
| Accounts payable | \$ 155,130 | \$ - | \$ - | \$ 155,130 | - | 155,130 |
| Retainage payable | 12,309 | - | - | 12,309 | - | 12,309 |
| Refundable deposits | 47,804 | - | - | 47,804 | - | 47,804 |
| Accrued interest payable | - | - | - | - | 48,458 | 48,458 |
| Bonds payable: | | | | | | |
| Due within one year | - | - | - | - | 655,000 | 655,000 |
| Due after one year | - | - | - | - | 10,182,560 | 10,182,560 |
| TOTAL LIABILITIES | 215,243 | - | - | 215,243 | 10,886,018 | 11,101,261 |
| DEFERRED INFLOWS OF RESOURCES | | | | | | |
| Property taxes | 748 | 1,653 | - | 2,401 | (2,401) | - |
| TOTAL DEFERRED INFLOWS OF RESOURCES | 748 | 1,653 | - | 2,401 | (2,401) | - |
| FUND BALANCES / NET POSITION | | | | | | |
| Fund balances: | | | | | | |
| Restricted for debt service | - | 541,992 | - | 541,992 | (541,992) | - |
| Unassigned | 2,212,526 | - | - | 2,212,526 | (2,212,526) | - |
| TOTAL FUND BALANCES | 2,212,526 | 541,992 | - | 2,754,518 | (2,754,518) | - |
| TOTAL LIABILITIES, DEFERRED INFLOWS OF RESOURCES AND FUND BALANCES | \$ 2,428,517 | \$ 543,645 | \$ - | \$ 2,972,162 | | |
| NET POSITION: | | | | | | |
| Net investment in capital assets | | | | | (1,635,801) | (1,635,801) |
| Restricted for debt service | | | | | 495,187 | 495,187 |
| Unrestricted | | | | | 2,213,274 | 2,213,274 |
| TOTAL NET POSITION | | | | | \$ 1,072,660 | \$ 1,072,660 |

The accompanying notes are an integral part of this statement.

SENNA HILLS MUNICIPAL UTILITY DISTRICT
STATEMENT OF ACTIVITIES AND GOVERNMENTAL FUNDS STATEMENT
OF REVENUES, EXPENDITURES AND CHANGES IN FUND BALANCES
SEPTEMBER 30, 2018

| | General Fund | Debt Service Fund | Capital Projects Fund | Governmental Funds Total | Adjustments Note 2 | Government - wide Statement of Activities |
|--|---------------------|-------------------------|-----------------------------|--------------------------------|-----------------------|--|
| REVENUES: | | | | | | |
| Service revenues, including penalties | \$ 881,103 | \$ - | \$ - | \$ 881,103 | \$ - | \$ 881,103 |
| Property taxes, including penalties and interest | 609,602 | 1,030,655 | - | 1,640,257 | 325 | 1,640,582 |
| Interest | 35,275 | 16,692 | 2,983 | 54,950 | - | 54,950 |
| Other | 74,598 | - | - | 74,598 | - | 74,598 |
| TOTAL REVENUES | 1,600,578 | 1,047,347 | 2,983 | 2,650,908 | 325 | 2,651,233 |
| EXPENDITURES / EXPENSES: | | | | | | |
| Current: | | | | | | |
| Water/wastewater purchases | 258,286 | - | - | 258,286 | - | 258,286 |
| Repairs/maintenance | 385,016 | - | - | 385,016 | - | 385,016 |
| Operations/management fee | 74,229 | - | - | 74,229 | - | 74,229 |
| Utilities/telephone | 50,462 | - | - | 50,462 | - | 50,462 |
| Director fees, including payroll taxes | 11,142 | - | - | 11,142 | - | 11,142 |
| Legal fees | 54,348 | - | - | 54,348 | - | 54,348 |
| Engineering fees | 38,994 | - | - | 38,994 | - | 38,994 |
| Accounting fees | 22,350 | - | - | 22,350 | - | 22,350 |
| Audit fees | 10,500 | - | - | 10,500 | - | 10,500 |
| Insurance | 4,241 | - | - | 4,241 | - | 4,241 |
| Tax appraisal/collection | 3,118 | 5,272 | - | 8,390 | - | 8,390 |
| Public notice | 314 | - | - | 314 | - | 314 |
| Other | 2,160 | - | - | 2,160 | - | 2,160 |
| Debt service: | | | | | | |
| Principal | - | 640,000 | - | 640,000 | (640,000) | - |
| Interest | - | 404,863 | - | 404,863 | (5,562) | 399,301 |
| Fiscal agent fees | - | 1,500 | - | 1,500 | - | 1,500 |
| Capital outlay | 59,568 | - | 927,923 | 987,491 | (987,491) | - |
| Depreciation | - | - | - | - | 267,218 | 267,218 |
| TOTAL EXPENDITURES / EXPENSES | 974,728 | 1,051,635 | 927,923 | 2,954,286 | (1,365,835) | 1,588,451 |
| Excess / (deficiency) of revenues over / (under) expenditures / expenses | 625,850 | (4,288) | (924,940) | (303,378) | 1,366,160 | 1,062,782 |
| OTHER FINANCING SOURCES / (USES) | | | | | | |
| Operating transfer | (291,437) | - | 291,437 | - | - | - |
| TOTAL OTHER FINANCING SOURCES / (USES) | (291,437) | - | 291,437 | - | - | - |
| Change in fund balances / net position | 334,413 | (4,288) | (633,503) | (303,378) | 1,366,160 | 1,062,782 |
| FUND BALANCES / NET POSITION: | | | | | | |
| Beginning of the year | 1,878,113 | 546,280 | 633,503 | 3,057,896 | (3,048,018) | 9,878 |
| End of the year | \$ 2,212,526 | \$ 541,992 | \$ - | \$ 2,754,518 | \$ (1,681,858) | \$ 1,072,660 |

The accompanying notes are an integral part of this statement.

**NOTES TO THE
FINANCIAL STATEMENTS**

SENNA HILLS MUNICIPAL UTILITY DISTRICT
NOTES TO THE FINANCIAL STATEMENTS
SEPTEMBER 30, 2018

1. SIGNIFICANT ACCOUNTING POLICIES

The accounting and reporting policies of the Senna Hills Municipal Utility District (the "District") relating to the funds included in the accompanying financial statements conform to generally accepted accounting principles ("GAAP") as applied to governmental entities. Generally accepted accounting principles for local governments include those principles prescribed by the *Governmental Accounting Standards Board* ("GASB"), which constitutes the primary source of GAAP for governmental units. The more significant of these accounting policies are described below and, where appropriate, subsequent pronouncements will be referenced.

Reporting Entity - The District was created by an order of the Commissioner's Court of Travis County, Texas on April 6, 1988, and confirmed by the electorate of the District at a confirmation election held on January 21, 1995. The District operates and maintains a water distribution system and a sewer treatment facility and collection system in Travis County, Texas under Chapter 54 of the Texas Water Code. The reporting entity of the District encompasses those activities and functions over which the District's elected officials exercise significant oversight or control. The District is governed by a five member Board of Directors which has been elected by District residents or appointed by the Board of Directors. The District is not included in any other governmental "reporting entity" as defined by GASB standards, since Board members are elected by the public and have decision making authority, the power to designate management, the responsibility to significantly influence operations and primary accountability for fiscal matters. In addition, there are no component units as defined in GASB standards which are included in the District's reporting entity.

Basis of Presentation - Government-wide and Fund Financial Statements - These financial statements have been prepared in accordance with GASB Codification of Governmental Accounting and Financial Reporting Standards Part II, Financial Reporting ("GASB Codification").

The GASB Codification sets forth standards for external financial reporting for all state and local government entities, which include a requirement for a Statement of Net Position and a Statement of Activities. It requires the classification of net position into three components: Net Investment in Capital Assets; Restricted; and Unrestricted. These classifications are defined as follows:

- **Net Investment in Capital Assets** - This component of net position consists of capital assets, including restricted capital assets, net of accumulated depreciation and reduced by the outstanding balances of any bonds, mortgages, notes, or other borrowings that are attributable to the acquisition, construction, or improvements of those assets.
- **Restricted Net Position** - This component of net position consists of external constraints placed on the use of assets imposed by creditors (such as through debt covenants), grantors, contributors, or laws or regulation of other governments or constraints imposed by law through constitutional provisions or enabling legislation.
- **Unrestricted Net Position** - This component of net position consists of assets that do not meet the definition of Restricted or Net Investment in Capital Assets.

When both restricted and unrestricted resources are available for use, generally it is the District's policy to use restricted resources first.

SENNA HILLS MUNICIPAL UTILITY DISTRICT
NOTES TO THE FINANCIAL STATEMENTS
SEPTEMBER 30, 2018

1. SIGNIFICANT ACCOUNTING POLICIES (continued) –

The financial statements are prepared in conformity with GASB Statement No. 34, and include a column for government-wide (based upon the District as a whole) and fund financial statement presentations. GASB Statement No. 34 also requires as supplementary information Management's Discussion and Analysis, which includes an analytical overview of the District's financial activities. In addition, a budgetary comparison statement is presented that compares the adopted General Fund budget with actual results.

- **Government-wide Statements:** The District's Statement of Net Position includes both non-current assets and non-current liabilities of the District, which were previously recorded in the General Fixed Assets Account Group and the General Long-Term Debt Account Group. In addition, the government-wide Statement of Activities column reflects depreciation expense on the District's capital assets, including infrastructure.

The government-wide focus is more on the sustainability of the District as an entity and the change in aggregate financial position resulting from financial activities of the fiscal period. The focus of the fund financial statements is on the individual funds of the governmental categories. Each presentation provides valuable information that can be analyzed and compared to enhance the usefulness of the information.

- **Fund Financial Statements:** Fund based financial statement columns are provided for governmental funds. GASB Statement No. 34 sets forth minimum criteria (percentage of assets, liabilities, revenues or expenditures of either fund category) for the determination of major funds. All of the District's funds are reported as major funds.

Governmental Fund Types - The accounts of the District are organized and operated on the basis of funds, each of which is considered to be a separate accounting entity. The operations of each fund are accounted for with a self-balancing set of accounts that comprise its assets, liabilities, fund balances, revenues and expenditures. The various funds are grouped by category and type in the financial statements. The District maintains the following fund types:

- **General Fund** - The General Fund accounts for financial resources in use for general types of operations which are not encompassed within other funds. This fund is established to account for resources devoted to financing the general services that the District provides for its residents. Tax revenues and other sources of revenue used to finance the fundamental operations of the District are included in this fund.
- **Debt Service Fund** - The Debt Service Fund is used to account for the resources restricted, committed or assigned for the payment of debt principal, interest and related costs.
- **Capital Projects Fund** - The Capital Projects Fund is used to account for financial resources to be used for the acquisition or construction of major capital facilities.

Non-current Governmental Assets and Liabilities - GASB Statement No. 34 eliminates the presentation of Account Groups, but provides for these records to be maintained and incorporates the information into the government-wide financial statement column in the Statement of Net Position.

SENNA HILLS MUNICIPAL UTILITY DISTRICT
NOTES TO THE FINANCIAL STATEMENTS
SEPTEMBER 30, 2018

1. SIGNIFICANT ACCOUNTING POLICIES (continued) –

Basis of Accounting

Government-wide Statements - The government-wide financial statement column is reported using the economic resources measurement focus and the accrual basis of accounting. Revenues are recorded when earned and expenses are recorded when a liability is incurred, regardless of the timing of the related cash flows. Property taxes are recognized as revenues in the year for which they are levied.

Fund Financial Statements - The accounting and financial reporting treatment applied to a fund is determined by its measurement focus. All governmental fund types are accounted for using the current financial resources measurement focus. With this measurement focus, only current assets and current liabilities generally are included on the balance sheet. Operating statements of these funds present increases (i.e., revenues and other financing sources) and decreases (i.e., expenditures and other financing uses) in the net fund balances. Governmental funds are accounted for on the modified accrual basis of accounting. Under the modified accrual basis of accounting, revenues are recorded when susceptible to accrual (i.e. both measurable and available).

"Measurable" means that the amount of the transaction can be determined and "available" means the amount of the transaction is collectible within the current period or soon enough thereafter to be used to pay liabilities of the current period.

Expenditures, if measurable, are generally recognized on the accrual basis of accounting when the related fund liability is incurred. Exceptions to this general rule include the unmatured principal and interest on general obligation long-term debt which is recognized when due. This exception is in conformity with generally accepted accounting principles.

Property tax revenues are recognized when they become available. In this case, available means when due or past due and receivable within the current period and collected within the current period or soon enough thereafter to be used to pay liabilities of the current period. Such time thereafter shall not exceed 60 days. Tax collections expected to be received subsequent to the 60-day availability period are reported as deferred inflows of resources. All other revenues of the District are recorded on the accrual basis in all funds.

The District reports deferred inflows of resources on its balance sheet. Deferred inflows arise when a potential revenue does not meet both the "measurable" and "available" criteria for recognition in the current period. In subsequent periods, when revenue recognition criteria are met, the liability for deferred inflows is removed from the balance sheet and revenue is recognized.

SENNA HILLS MUNICIPAL UTILITY DISTRICT
NOTES TO THE FINANCIAL STATEMENTS
SEPTEMBER 30, 2018

1. SIGNIFICANT ACCOUNTING POLICIES (continued) –

Budgets and Budgetary Accounting - An unappropriated budget was adopted on September 29, 2017, for the General Fund on a basis consistent with generally accepted accounting principles. The District's Board of Directors utilizes the budget as a management tool for planning and cost control purposes. All annual appropriations lapse at fiscal year-end. The budget was not amended during the fiscal year.

Pensions - The District has not established a pension plan as the District does not have employees. The Internal Revenue Service has determined that Directors are considered to be "employees" for federal payroll tax purposes only.

Cash and Cash Equivalent Investments - Cash and cash equivalent investments includes cash on deposit as well as investments with maturities of three months or less. The investments, consisting of obligations in the Local Government Investment Cooperative investment pool, are recorded at amortized cost.

Accounts Receivable - The District provides for uncollectible service accounts receivable using the allowance method of accounting for bad debts. Under this method of accounting, a provision for uncollectible accounts is charged to earnings. The allowance account is increased or decreased based on past collection history and management's evaluation of accounts receivable. All amounts considered uncollectible are charged against the allowance account, and recoveries of previously charged off accounts are added to the allowance. The District had an allowance for uncollectible accounts of \$1,000 at September 30, 2018.

Capital Assets - Capital assets, which include land and easements and water, wastewater and drainage facilities, are reported in the government-wide column in the Statement of Net Position. Public domain ("infrastructure") capital assets, including water, wastewater and drainage systems, are capitalized. Items purchased or acquired are reported at historical cost or estimated historical cost. Contributed fixed assets are recorded as capital assets at their estimated acquisition value at the time received. Interest incurred during construction of capital facilities is not capitalized.

Capital assets are depreciated using the straight-line method over the following estimated useful lives:

Water, Wastewater and Drainage Facilities

10 - 50

Interfund Transactions - Transfers from one fund to another fund are reported as interfund receivables and payables if there is intent to repay that amount and if the debtor fund has the ability to repay the advance on a timely basis. Operating transfers represent legally authorized transfers from the fund receiving resources to the fund through which the resources are to be expended. During the year ended September 30, 2018, the General Fund transferred \$291,437 to the Capital Projects Fund to fund the expansion of the wastewater treatment plant.

SENNA HILLS MUNICIPAL UTILITY DISTRICT
NOTES TO THE FINANCIAL STATEMENTS
SEPTEMBER 30, 2018

1. SIGNIFICANT ACCOUNTING POLICIES (continued) –

Long-Term Debt - Unlimited tax bonds, which have been issued to fund capital projects, are to be repaid from tax revenues of the District.

In the government-wide financial statements, long-term debt and other long-term obligations are reported as liabilities in the applicable governmental activities. Bond premiums and discounts are deferred and amortized over the life of the bonds using the straight line method. Bonds payable are reported net of the applicable bond premium or discount.

In the fund financial statements, governmental fund types recognize bond premiums and discounts, as well as bond issuance costs, during the current period. The face amount of debt issued is reported as other financing sources. Premiums and discounts on debt issuances are reported as other financing sources and uses. Issuance costs, whether or not withheld from the actual debt proceeds received, are reported as expenditures in both the fund financial statements and the government-wide financial statements.

Fund Balance - Fund balances in governmental funds are classified using the following hierarchy:

- *Nonspendable*: amounts that cannot be spent either because they are in nonspendable form or because they are legally or contractually required to be maintained intact. The District does not have any nonspendable fund balances.
- *Restricted*: amounts that can be spent only for specific purposes because of constitutional provisions, or enabling legislation, or because of constraints that are imposed externally.
- *Committed*: amounts that can be spent only for purposes determined by a formal action of the Board of Directors. The Board is the highest level of decision-making authority for the District. This action must be made no later than the end of the fiscal year. Commitments may be established, modified, or rescinded only through ordinances or resolutions approved by the Board. The District does not have any committed fund balances.
- *Assigned*: amounts that do not meet the criteria to be classified as restricted or committed, but that are intended to be used for specific purposes. The District does not have any assigned fund balances.
- *Unassigned*: all other spendable amounts in the General Fund.

When expenditures are incurred for which restricted, committed, assigned or unassigned fund balances are available, the District considers amounts to have been spent first out of restricted funds, then committed funds, then assigned funds, and finally unassigned funds.

Accounting Estimates - The preparation of financial statements in conformity with accounting principles generally accepted in the United States America requires management to make estimates and assumptions that affect the reported amount of assets and liabilities and disclosure of contingent assets and liabilities at the date of the financial statements and the reported amounts of revenues and expenditures during the reporting period. Actual results could differ from those estimates.

**SENNA HILLS MUNICIPAL UTILITY DISTRICT
NOTES TO THE FINANCIAL STATEMENTS
SEPTEMBER 30, 2018**

2. RECONCILIATION OF THE GOVERNMENTAL FUNDS -

Adjustments to convert the Governmental Funds Balance Sheet to the Statement of Net Position are as follows:

| | | |
|--|--------------------|----------------------------|
| Fund Balances - Total Governmental Funds | | \$ 2,754,518 |
| Capital assets used in governmental activities are not financial resources and, therefore, are not reported in the governmental funds- | | |
| Capital assets | \$ 12,310,059 | |
| Less: Accumulated depreciation | <u>(3,108,300)</u> | 9,201,759 |
| Revenue is recognized when earned in the government statements, regardless of availability. Governmental funds report deferred inflows of resources for revenues earned but not available. | | 2,401 |
| Long-term liabilities are not due and payable in the current period and, therefore, are not reported in the governmental funds: | | |
| Bonds payable | \$ (10,790,000) | |
| Bond discounts, net | 54,769 | |
| Bond premiums, net | (102,329) | |
| Accrued interest | <u>(48,458)</u> | <u>(10,886,018)</u> |
| Net Position - Governmental Activities | | <u><u>\$ 1,072,660</u></u> |

Adjustments to convert the Governmental Funds Statement of Revenues, Expenditures and Changes in Fund Balances to the Statement of Activities are as follows :

| | | |
|--|----------------|----------------------------|
| Changes in Fund Balances - Governmental Funds | | \$ (303,378) |
| Amounts reported for governmental activities in the Statement of activities are different because: | | |
| Governmental funds report: | | |
| Bond principal payments as expenditures | \$ 640,000 | |
| Interest expenditures in year paid | 2,150 | |
| Tax revenue when collected | 325 | |
| Capital outlay | <u>987,491</u> | 1,629,966 |
| Governmental funds do not report: | | |
| Depreciation | | (267,218) |
| Amortization of bond discounts/premiums | | <u>3,412</u> |
| Change in Net Position - Governmental Activities | | <u><u>\$ 1,062,782</u></u> |

**SENNA HILLS MUNICIPAL UTILITY DISTRICT
NOTES TO THE FINANCIAL STATEMENTS
SEPTEMBER 30, 2018**

3. CASH AND CASH EQUIVALENT INVESTMENTS

The investment policies of the District are governed by State statute and an adopted District investment policy that includes depository contract provisions and custodial contract provisions. Major provisions of the District's investment policy include: depositories must be FDIC-insured Texas banking institutions; depositories must fully insure or collateralize all demand and time deposits; and securities collateralizing time deposits are held by independent third party trustees.

Cash - At September 30, 2018, the carrying amount of the District's deposits was \$463,891 and the bank balance was \$466,984. The bank balance was covered by federal depository insurance.

Cash Equivalent Investments -

Interest rate risk. In accordance with its investment policy, the District manages its exposure to declines in fair values through investment diversification and limiting investments as follows:

- Money market mutual funds are required to have weighted average maturities of 90 days or fewer; and
- Other mutual fund investments are required to have weighted average maturities of less than two years.

Credit risk. The District's investment policy requires the application of the prudent-person rule: investments are made as a prudent person would be expected to act, with discretion and intelligence, and considering the probable safety of their capital as well as the probable income to be derived. The District's investment policy requires that District funds be invested in:

- Obligations of the United States government and or its agencies and instrumentalities;
- Money market mutual funds with investment objectives of maintaining a stable net asset value of \$1 per share;
- Mutual funds rated in one of the three highest categories by a nationally recognized rating agency;
- Securities issued by a state or local government or any instrumentality or agency thereof, in the United States, and rated in one of the three highest categories by a nationally recognized rating agency; and
- Public funds investment pools rated AAA or AAAM by a nationally recognized rating agency.

**SENNA HILLS MUNICIPAL UTILITY DISTRICT
NOTES TO THE FINANCIAL STATEMENTS
SEPTEMBER 30, 2018**

3. CASH AND INVESTMENTS (continued) –

At September 30, 2018, the District held the following investments:

| Investment | Fair Value at 9/30/2018 | Governmental Fund | | | Investment Rating | |
|------------|----------------------------|-------------------|--------------|------------------|-------------------|------------------|
| | | General | Debt Service | Capital Projects | Rating | Rating Agency |
| LOGIC | \$ 2,391,481 | \$ 2,073,540 | \$ 317,941 | \$ - | AAAm | Standard & Poors |

(1) Restricted for payment of debt service and cost of assessing and collecting taxes.

(2) Restricted for purchase of capital assets.

The District invests in the Local Government Investment Cooperative (“LOGIC”), a public funds investment pool created pursuant to the Interlocal Cooperation Act of the State of Texas. The District has delegated the authority to hold legal title to LOGIC as custodian and to make investment purchases with the District’s funds. LOGIC is a member-owned, member-governed public funds investment pool. The Board of Trustees, who have governance responsibilities, is comprised of participants in LOGIC and members of the Texas Association of School Business Officials (“TASBO”). LOGIC meets the criteria established in GASB Statement No. 79 and measures all of its portfolio assets at amortized cost. As a result, the District also measures its investments in LOGIC at amortized cost for financial reporting purposes. There are no limitations or restrictions on withdrawals from LOGIC.

Concentration of credit risk. In accordance with the District’s investment policy, investments in individual securities are to be limited to ensure that potential losses on individual securities do not exceed the income generated from the remainder of the portfolio. As of September 30, 2018, the District did not own any investments in individual securities.

Custodial credit risk-deposits. Custodial credit risk is the risk that in the event of a bank failure, the District’s deposits may not be returned to it. The government’s investment policy requires that the District’s deposits be fully insured by FDIC insurance or collateralized with obligations of the United States or its agencies and instrumentalities. As of September 30, 2018, the District’s bank deposits were covered by FDIC insurance.

**SENNA HILLS MUNICIPAL UTILITY DISTRICT
NOTES TO THE FINANCIAL STATEMENTS
SEPTEMBER 30, 2018**

4. PROPERTY TAXES

Property taxes attach as an enforceable lien on January 1. Taxes are levied on or about October 1, are due on November 1, and are past due the following February 1. The Travis Central Appraisal District established appraisal values in accordance with requirements of the Texas Legislature. The District levies taxes based upon the appraised values. The Travis County Tax Assessor Collector bills and collects the District's property taxes. The Board of Directors set tax rates for the 2017 tax year on September 29, 2017.

The property tax rates, established in accordance with State law, were based on 100% of the net assessed valuation of real property within the District on the 2017 tax roll. The tax rate, based on total taxable assessed valuation of \$302,858,639 was \$0.5411 on each \$100 valuation and was allocated as follows:

| | |
|-------------------|------------------|
| | <u>Tax Rate</u> |
| General Fund | \$ 0.2011 |
| Debt Service Fund | 0.3400 |
| | <u>\$ 0.5411</u> |

The maximum allowable maintenance tax of \$1.00 was established by the voters on January 21, 1995.

Property taxes receivable at September 30, 2018, consisted of the following:

| | General Fund | Debt Service Fund | Total |
|---------------------|-------------------------|----------------------------------|-----------------|
| Current year levy | \$ 121 | \$ 204 | \$ 325 |
| Prior years' levies | 627 | 1,449 | 2,076 |
| | <u>\$ 748</u> | <u>\$ 1,653</u> | <u>\$ 2,401</u> |

The District is prohibited from writing off real property taxes without specific authority from the Texas Legislature.

SENNA HILLS MUNICIPAL UTILITY DISTRICT
NOTES TO THE FINANCIAL STATEMENTS
SEPTEMBER 30, 2018

5. CHANGES IN CAPITAL ASSETS

A summary of changes in capital assets follows:

| | Balance | | | Balance |
|--|---------------------|---------------------|-----------------------|---------------------|
| | 10/1/2017 | Additions | Deletions | 9/30/2018 |
| Capital assets not being depreciated: | | | | |
| Land and easements | \$ 50,000 | \$ - | \$ - | \$ 50,000 |
| Construction in progress | 437,437 | 987,491 | (1,424,928) | - |
| Total capital assets not being depreciated | <u>487,437</u> | <u>987,491</u> | <u>(1,424,928)</u> | <u>50,000</u> |
| Capital assets being depreciated - | | | | |
| Water/wastewater/drainage facilities | 10,835,131 | 1,424,928 | - | 12,260,059 |
| Total capital assets being depreciated | <u>10,835,131</u> | <u>1,424,928</u> | <u>-</u> | <u>12,260,059</u> |
| Less accumulated depreciation for - | | | | |
| Water/wastewater/drainage facilities | (2,841,082) | (267,218) | - | (3,108,300) |
| Total accumulated depreciation | <u>(2,841,082)</u> | <u>(267,218)</u> | <u>-</u> | <u>(3,108,300)</u> |
| Total capital assets being depreciated, net of accumulated depreciation | <u>7,994,049</u> | <u>1,157,710</u> | <u>-</u> | <u>9,151,759</u> |
| Total capital assets, net | <u>\$ 8,481,486</u> | <u>\$ 2,145,201</u> | <u>\$ (1,424,928)</u> | <u>\$ 9,201,759</u> |

**SENNA HILLS MUNICIPAL UTILITY DISTRICT
NOTES TO THE FINANCIAL STATEMENTS
SEPTEMBER 30, 2018**

6. BONDED DEBT

The following is a summary of bond transactions of the District for the year ended September 30, 2018:

| | Combination Unlimited Tax Bonds |
|--|--|
| Bonds payable at October 1, 2017 | \$ 11,430,000 |
| Bonds issued | - |
| Bonds refunded | - |
| Bonds retired | (640,000) |
| Bond discount, net of accumulated amortization | (54,769) |
| Bond premium, net of accumulated amortization | 102,329 |
| Bonds payable at September 30, 2018 | \$ 10,837,560 |

Bonds payable at September 30, 2018, were comprised of the following individual issues:

Unlimited Tax and Waterworks and Sewer System Revenue Bonds:

\$1,060,000 - 2016 Unlimited Tax and Waterworks and Sewer System Revenue Bonds paid serially through the year 2036 at interest rates which range from 3.00% to 4.00%. Bonds maturing on August 15th of each of the years on or after 2027 are redeemable on August 15, 2026 or on any date thereafter. Bonds maturing on August 15, 2028, 2030, 2033 and 2036 are subject to mandatory redemption.

Unlimited Tax and Waterworks and Sewer System Revenue Refunding Bonds:

\$3,960,000 - 2010 Unlimited Tax and Waterworks and Sewer System Revenue Refunding Bonds paid serially through the year 2033 at interest rates which range from 3.00% to 4.50%. Bonds maturing on August 15th of each of the years on or after 2021 are redeemable on August 15, 2020 or on any date thereafter. Bonds maturing on August 15, 2026, 2028, 2030 and 2033 are subject to mandatory redemption.

\$5,770,000 - 2014 Unlimited Tax and Waterworks and Sewer System Revenue Refunding Bonds paid serially through the year 2033 at interest rates which range from 2.00% to 4.00%. Current interest bonds maturing on or after August 15, 2024 are subject to optional redemption on February 15, 2024 or on any date thereafter.

**SENNA HILLS MUNICIPAL UTILITY DISTRICT
NOTES TO THE FINANCIAL STATEMENTS
SEPTEMBER 30, 2018**

6. BONDED DEBT (continued) -

The annual requirement to amortize all bonded debt at September 30, 2018, including interest, is as follows:

| Year Ended September 30, | Principal | Interest | Total |
|-----------------------------|----------------------|---------------------|----------------------|
| 2019 | \$ 655,000 | \$ 387,661 | \$ 1,042,661 |
| 2020 | 670,000 | 370,013 | 1,040,013 |
| 2021 | 695,000 | 349,930 | 1,044,930 |
| 2022 | 715,000 | 327,668 | 1,042,668 |
| 2023 | 740,000 | 303,900 | 1,043,900 |
| 2024 - 2028 | 3,675,000 | 1,141,094 | 4,816,094 |
| 2029 - 2033 | 3,415,000 | 473,201 | 3,888,201 |
| 2034 - 2036 | 225,000 | 18,400 | 243,400 |
| | <u>\$ 10,790,000</u> | <u>\$ 3,371,867</u> | <u>\$ 14,161,867</u> |

\$541,992 is available in the Debt Service Fund to service the bonded debt. All authorized bonds have been issued as of September 30, 2018.

7. COMMITMENTS AND CONTINGENCIES

On June 22, 2012, the District entered into an agreement with the Lower Colorado River Authority ("LCRA") that replaced an earlier agreement dated January 11, 1993 and amended March 25, 1999. Under this agreement, the District is entitled to a maximum quantity of 404 acre feet of raw water. The District is charged \$145 per acre-foot for water usage and \$72.50 per acre-foot for reserved capacity.

On September 2, 1994, the District entered into a water supply agreement with the LCRA. The term of the agreement is for 40 years. Under this agreement, the LCRA agrees to provide certain water services to the District for raw water which the District purchases pursuant to the District's Raw Water Contract. The District is obligated to pay the LCRA a connection fee for each new retail water connection. Additionally, the District pays a monthly charge each month and a volume rate for the amount of water delivered to the District. During a prior fiscal year, this agreement was assigned by the LCRA to the West Travis County Public Utility Agency.

**SENNA HILLS MUNICIPAL UTILITY DISTRICT
NOTES TO THE FINANCIAL STATEMENTS
SEPTEMBER 30, 2018**

8. PENDING LITIGATION

Cause No. D-1-GN-12-000602; Senna Hills, Ltd., Plaintiff v. Senna Hills Municipal Utility District, Defendant in the District Court of Travis County, Texas; 250th Judicial District. In this case, Senna Hills, Ltd. complains that Senna Hills MUD installed a wastewater line in a public utility easement. A Motion for Partial Summary Judgment filed by Senna Hills, Ltd. was denied. Mediation of this matter was held January 21, 2016 and was held jointly with mediation of Cause No. D-1-GN-14-004993 described below. A settlement has been reached and an Agreed Dismissal Order has been escrowed pending completion of the requirements of the settlement. The possibility of an outcome adverse to the District in this litigation is remote.

Cause No. D-1-GN-14-004993; Senna Hills, Ltd. v. Senna Hills Municipal Utility District, Defendant in the District Court of Travis County, Texas; 200th Judicial District. In this case, Plaintiff Senna Hills, Ltd. seeks to build an office building on a tract of land of approximately 11.73 acres. The land is addressed in the Conceptual Plan attached to the First Amended and Restated Agreement Concerning Creation and Operation of Senna Hills Municipal Utility District, by and between the Plaintiff, the City of Austin and the District, dated effective as of October 1, 1992. The 11.73 acres is identified on the Conceptual Plan attached to the Consent Agreement as "Lot 3" and "Lot 4". Lot 3 is a 10 acre tract on which is written "School (irrigation EESMT)." Lot 4 is a 1.73 acre tract on which is written "Irrigation." Plaintiff contends the District breached the Consent Agreement for failure to release the 11.73 acre tract from its prior dedication for irrigation purposes. The Plaintiff contends that the requirement that the 11.73 acre tract be dedicated or set aside as land available to the District for irrigation purposes can be eliminated by the City of Austin Director of Planning and Development without the consent of the District. Plaintiff contends that the land is no longer needed for irrigation because other land within the District is sufficient for that purpose. The Plaintiff seeks to have the Conceptual Plan modified to eliminate any requirement that the 11.73 acre tract be available for irrigation purposes, such modification to be made administratively by the City of Austin Director of Planning and Development, without needing the consent of the District. Plaintiff's petition has been amended to add a claim against the District for inverse condemnation of the 11.73 acre tract, with no amount of damages specified and to request a declaratory judgment finding and declaring that the Texas Commission on Environmental Quality permit held jointly by the Plaintiff and the District should be amended to allow irrigation on tracts of less than 15% slope. The report prepared by the District's engineer shows that the District requires a part of the 11.73 acre tract for irrigation. The District's engineer has been deposed and limited written discovery has been conducted. The City of Austin has been made a party to this case. Mediation of this case was held jointly with Cause No. D-1-GN-12-000602 on January 21, 2016. A settlement has been reached and an Agreed Dismissal Order has been escrowed pending completion of the requirements of the settlement. If the requirements of the settlement are not completed, the District expects to vigorously contest the foregoing causes. If the requirements for settlement are not completed, the outcome cannot be predicted at this time.

**SENNA HILLS MUNICIPAL UTILITY DISTRICT
NOTES TO THE FINANCIAL STATEMENTS
SEPTEMBER 30, 2018**

9. RISK MANAGEMENT

The District is exposed to various risks of losses related to torts; theft of, damage to, and destruction of assets; errors and omissions; and natural disasters. The District has obtained coverage from commercial insurance companies and the Texas Municipal League Intergovernmental Risk Pool (the "TML Pool") to effectively manage its risk. All risk management activities are accounted for in the General Fund. Expenditures and claims are recognized when it is probable that a loss has occurred and the amount of the loss can be reasonably estimated. In determining claims, events that might create claims, but for which none have been reported, are considered.

The TML Pool was established by various political subdivisions in Texas to provide self-insurance for its members and to obtain lower costs for insurance. TML Pool members pay annual contributions to obtain the insurance. Annual contribution rates are determined by the TML Pool Board. Rates are estimated to include all claims expected to occur during the policy including claims incurred but not reported. The TML Pool has established claims reserves for each of the types of insurance offered. Although the TML Pool is a self-insured risk pool, members are not contingently liable for claims filed above the amount of the fixed annual contributions. If losses incurred are significantly higher than actuarially estimated, the TML Pool adjusts the contribution rate for subsequent years. Members may receive returns of contributions if actual results are more favorable than estimated.

**REQUIRED
SUPPLEMENTARY INFORMATION**

**SENNA HILLS MUNICIPAL UTILITY DISTRICT
BUDGETARY COMPARISON SCHEDULE - GENERAL FUND
SEPTEMBER 30, 2018**

| | <u>Actual</u> | <u>Original and Final Budget</u> | <u>Variance Positive (Negative)</u> |
|--|---------------------|--|---|
| REVENUES: | | | |
| Service revenues, including penalties | \$ 881,103 | \$ 871,283 | \$ 9,820 |
| Property taxes, including penalties | 609,602 | 609,229 | 373 |
| Interest | 35,275 | 14,400 | 20,875 |
| Other | 74,598 | - | 74,598 |
| TOTAL REVENUES | <u>1,600,578</u> | <u>1,494,912</u> | <u>105,666</u> |
| EXPENDITURES: | | | |
| Current: | | | |
| Water/wastewater purchases | 258,286 | 269,114 | 10,828 |
| Repairs/maintenance | 385,016 | 524,800 | 139,784 |
| Operations/management fees | 74,229 | 78,000 | 3,771 |
| Utilities/telephone | 50,462 | 63,300 | 12,838 |
| Director fees, including payroll taxes | 11,142 | 11,016 | (126) |
| Legal fees | 54,348 | 66,000 | 11,652 |
| Engineering fees | 38,994 | 36,000 | (2,994) |
| Accounting fees | 22,350 | 22,350 | - |
| Audit fees | 10,500 | 10,500 | - |
| Insurance | 4,241 | 3,500 | (741) |
| Tax appraisal/collection | 3,118 | 4,300 | 1,182 |
| Public notice | 314 | - | (314) |
| Other | 2,160 | 3,000 | 840 |
| Capital outlay | 59,568 | 250,000 | 190,432 |
| TOTAL EXPENDITURES | <u>974,728</u> | <u>1,341,880</u> | <u>367,152</u> |
| Excess of revenues over expenditures | <u>625,850</u> | <u>153,032</u> | <u>472,818</u> |
| OTHER FINANCING USES | | | |
| Operating transfer | (291,437) | (745,000) | 453,563 |
| TOTAL OTHER FINANCING USES | <u>(291,437)</u> | <u>(745,000)</u> | <u>453,563</u> |
| Change in fund balance | 334,413 | <u>\$ (591,968)</u> | <u>\$ 926,381</u> |
| FUND BALANCE: | | | |
| Beginning of the year | <u>1,878,113</u> | | |
| End of the year | <u>\$ 2,212,526</u> | | |

**TEXAS
SUPPLEMENTARY INFORMATION**

**SENNA HILLS MUNICIPAL UTILITY DISTRICT
TSI-1. SERVICES AND RATES
SEPTEMBER 30, 2018**

1. Services Provided by the District during the Fiscal Year:

- | | | |
|---|---|--|
| <input checked="" type="checkbox"/> Retail Water | <input type="checkbox"/> Wholesale Water | <input checked="" type="checkbox"/> Drainage |
| <input checked="" type="checkbox"/> Retail Wastewater | <input type="checkbox"/> Wholesale Wastewater | <input checked="" type="checkbox"/> Irrigation |
| <input type="checkbox"/> Parks/Recreation | <input type="checkbox"/> Fire Protection | <input type="checkbox"/> Security |
| <input type="checkbox"/> Solid Waste/Garbage | <input type="checkbox"/> Flood Control | <input type="checkbox"/> Roads |
| <input type="checkbox"/> Participates in joint venture, regional system and/or wastewater service (other than emergency interconnect) | | |
| <input type="checkbox"/> Other (specify): _____ | | |

2. Retail Service Providers

a. Retail Rates Based on 5/8" Meter (or equivalent):

| | <u>Minimum Charge</u> | <u>Minimum Usage</u> | <u>Flat Rate Y/N</u> | <u>Rate per 1000 Gallons Over Minimum</u> | <u>Usage Levels</u> |
|-------------|-----------------------|----------------------|----------------------|---|---------------------|
| WATER: | \$ 24.80 | - | N | \$ 5.00 | 0,001-20,000 |
| | | | | \$ 7.00 | 20,001-30,000 |
| | | | | \$ 9.00 | 30,001-45,000 |
| | | | | \$ 10.00 | 45,001-60,000 |
| | | | | \$ 12.00 | 60,001-75,000 |
| | | | | \$ 14.00 | 75,001-90,000 |
| | | | | \$ 16.00 | 90,001-105,000 |
| | | | | \$ 18.00 | 105,001-135,000 |
| | | | | \$ 20.00 | Over 135,000 |
| WASTEWATER: | \$ 70.00 | 10,000 | N | \$ 2.85 | 10,001 and over |
| SURCHARGE: | \$ - | - | - | \$ - | |

District employs winter averaging for wastewater usage? Yes No

Total charges per 10,000 gallons usage: Water \$ 74.80 Wastewater \$ 70.00

b. Water and Wastewater Retail Connections:

| <u>Meter Size</u> | <u>Total Connections</u> | <u>Active Connections</u> | <u>ESFC Factor</u> | <u>Active ESFC's</u> |
|-------------------|--------------------------|---------------------------|--------------------|----------------------|
| Unmetered | 0.0 | 0.0 | 1.0 | 0.0 |
| ≤ 3/4" | 404.0 | 403.0 | 1.0 | 403.0 |
| 1" | 6.0 | 6.0 | 2.5 | 15.0 |
| 1 1/2" | 1.0 | 1.0 | 5.0 | 5.0 |
| 2" | 1.0 | 1.0 | 8.0 | 8.0 |
| 3" | 0.0 | 0.0 | 15.0 | 0.0 |
| 4" | 0.0 | 0.0 | 25.0 | 0.0 |
| 6" | 0.0 | 0.0 | 50.0 | 0.0 |
| 8" | 0.0 | 0.0 | 80.0 | 0.0 |
| 10" | 0.0 | 0.0 | 115.0 | 0.0 |
| Total Water | 412.0 | 411.0 | | 431.0 |
| Total Wastewater | 404.0 | 403.0 | 1.0 | 403.0 |

**SENNA HILLS MUNICIPAL UTILITY DISTRICT
TSI-1. SERVICES AND RATES
SEPTEMBER 30, 2018**

3. Total Water Consumption during the Fiscal Year (rounded to the nearest thousand):

Gallons pumped into system: 69,411

Gallons billed to customers: 67,747

Water Accountability Ratio

(Gallons billed / Gallons Pumped)

97.6%

4. Standby Fees (authorized only under TWC Section 49.231):

Does the District assess standby fees? Yes No

If yes, Date of the most recent Commission Order: _____

Does the District have Operation and Maintenance standby fees? Yes No

If yes, Date of the most recent Commission Order: _____

5. Location of District

County(ies) in which district is located: Travis

Is the District located entirely within one county? Yes No

Is the District located within a city? Entirely Partly Not at all

City(ies) in which district is located: N/A

Is the District located within a city's extra territorial jurisdiction (ETJ)?

Entirely Partly Not at all

ETJ's in which district is located: Austin, Texas

Are Board members appointed by an office outside the district?

Yes No

If Yes, by whom? _____

SENNA HILLS MUNICIPAL UTILITY DISTRICT
TSI-2. GENERAL FUND EXPENDITURES
SEPTEMBER 30, 2018

| | |
|-------------------------------------|--------------------------|
| Professional Fees: | |
| Auditing | \$ 10,500 |
| Legal | 54,348 |
| Engineering | 38,994 |
| Purchased Services For Resale- | |
| Bulk Water and Wastewater Purchases | 258,286 |
| Contracted Services: | |
| General Manager / Bookkeeping | 96,579 |
| Appraisal District/Tax Collector | 3,118 |
| Utilities | 50,462 |
| Repairs and Maintenance | 385,016 |
| Administrative Expenditures: | |
| Directors' Fees | 11,142 |
| Insurance | 4,241 |
| Other Administrative Expenditures | 2,474 |
| Capital Outlay: | |
| Capitalized Assets | <u>59,568</u> |
| TOTAL EXPENDITURES | <u><u>\$ 974,728</u></u> |

Number of persons employed by the District:

Full-Time Part-Time

**SENNA HILLS MUNICIPAL UTILITY DISTRICT
TSI-3. TEMPORARY INVESTMENTS
SEPTEMBER 30, 2018**

| Funds | Identification or Certificate Number | Interest Rate | Maturity Date | Balance at End of Year | Accrued Interest Receivable at End of Year |
|---------------------------|--|------------------|------------------|------------------------------|--|
| General Fund - | | | | | |
| LOGIC Investment Pool | XXX8010 | Varies | N/A | \$ 2,073,540 | \$ - |
| Total | | | | <u>2,073,540</u> | <u>-</u> |
| Debt Service Fund: | | | | | |
| LOGIC Investment Pool | XXX8020 | Varies | N/A | 316,919 | - |
| LOGIC Investment Pool | XXX8050 | Varies | N/A | 1,022 | - |
| Total | | | | <u>317,941</u> | <u>-</u> |
| Total - All Funds | | | | <u>\$ 2,391,481</u> | <u>\$ -</u> |

**SENNA HILLS MUNICIPAL UTILITY DISTRICT
TSI-4. TAXES LEVIED AND RECEIVABLE
SEPTEMBER 30, 2018**

| | Maintenance Taxes | Debt Service Taxes |
|--|------------------------------|-------------------------------|
| Taxes Receivable, Beginning of Year | \$ 627 | \$ 1,449 |
| 2017 Original Tax Levy | 609,049 | 1,029,719 |
| Total to be accounted for | <u>609,676</u> | <u>1,031,168</u> |
| Tax collections: | | |
| Current year | 608,928 | 1,029,515 |
| Prior years | - | - |
| Total collections | <u>608,928</u> | <u>1,029,515</u> |
| Taxes Receivable, End of Year | <u>\$ 748</u> | <u>\$ 1,653</u> |
| Taxes Receivable, By Years | | |
| 2016 and before | \$ 627 | \$ 1,449 |
| 2017 | 121 | 204 |
| Taxes Receivable, End of Year | <u>\$ 748</u> | <u>\$ 1,653</u> |

| | <u>2017</u> (a) | <u>2016</u> (a) | <u>2015</u> (a) | <u>2014</u> |
|--|-----------------------|-----------------------|-----------------------|-----------------------|
| Property Valuations- | | | | |
| Land and improvements | <u>\$ 302,858,639</u> | <u>\$ 288,190,558</u> | <u>\$ 277,058,165</u> | <u>\$ 254,710,681</u> |
| Total Property Valuations | <u>\$ 302,858,639</u> | <u>\$ 288,190,558</u> | <u>\$ 277,058,165</u> | <u>\$ 254,710,681</u> |
| Tax Rates per \$100 Valuation: | | | | |
| Debt Service tax rates | \$ 0.3400 | \$ 0.3500 | \$ 0.3500 | \$ 0.3000 |
| Maintenance tax rates | <u>0.2011</u> | <u>0.1911</u> | <u>0.1911</u> | <u>0.2411</u> |
| Total Tax Rates per \$100 Valuation: | <u>\$ 0.5411</u> | <u>\$ 0.5411</u> | <u>\$ 0.5411</u> | <u>\$ 0.5411</u> |
| Original Tax Levy | <u>\$ 1,638,768</u> | <u>\$ 1,559,399</u> | <u>\$ 1,499,162</u> | <u>\$ 1,378,612</u> |
| Percent of Taxes Collected to Taxes Levied ** | <u>99.9%</u> | <u>99.9%</u> | <u>99.9%</u> | <u>99.9%</u> |

Maximum Maintenance Tax Rate Approved by Voters: \$ 1.00 on 1/21/1995.

**Calculated as taxes collected in current and previous years divided by tax levy.

**SENNA HILLS MUNICIPAL UTILITY DISTRICT
TSI-5. LONG-TERM DEBT SERVICE REQUIREMENTS - BY YEARS
SEPTEMBER 30, 2018**

| Fiscal Year Ending | Unlimited Tax Refunding Bonds Series 2010 | | | Unlimited Tax Refunding Bonds Series 2014 | | | Unlimited Tax Bonds Series 2016 | | | Total - All Issues | | |
|--------------------|---|-------------------------|--------------|---|-------------------------|--------------|---------------------------------|-------------------------|--------------|--------------------|-------------------------|---------------|
| | Principal Due 8/15 | Interest Due 2/15, 8/15 | Total | Principal Due 8/15 | Interest Due 2/15, 8/15 | Total | Principal Due 8/15 | Interest Due 2/15, 8/15 | Total | Principal Due 8/15 | Interest Due 2/15, 8/15 | Total |
| 2019 | \$ 410,000 | \$ 150,237 | \$ 560,237 | 200,000 | \$ 200,356 | \$ 400,356 | 45,000 | \$ 37,068 | \$ 82,068 | 655,000 | \$ 387,661 | \$ 1,042,661 |
| 2020 | 415,000 | 137,938 | 552,938 | 210,000 | 196,357 | 406,357 | 45,000 | 35,718 | 80,718 | 670,000 | 370,013 | 1,040,013 |
| 2021 | 440,000 | 123,931 | 563,931 | 210,000 | 191,631 | 401,631 | 45,000 | 34,368 | 79,368 | 695,000 | 349,930 | 1,044,930 |
| 2022 | 455,000 | 108,531 | 563,531 | 210,000 | 186,119 | 396,119 | 50,000 | 33,018 | 83,018 | 715,000 | 327,668 | 1,042,668 |
| 2023 | 470,000 | 92,038 | 562,038 | 220,000 | 180,344 | 400,344 | 50,000 | 31,518 | 81,518 | 740,000 | 303,900 | 1,043,900 |
| 2024 | 405,000 | 74,413 | 479,413 | 225,000 | 173,744 | 398,744 | 50,000 | 30,018 | 80,018 | 680,000 | 278,175 | 958,175 |
| 2025 | 145,000 | 58,212 | 203,212 | 515,000 | 166,712 | 681,712 | 55,000 | 28,394 | 83,394 | 715,000 | 253,318 | 968,318 |
| 2026 | 135,000 | 52,412 | 187,412 | 545,000 | 149,975 | 694,975 | 55,000 | 26,538 | 81,538 | 735,000 | 228,925 | 963,925 |
| 2027 | 130,000 | 47,013 | 177,013 | 570,000 | 132,262 | 702,262 | 55,000 | 24,612 | 79,612 | 755,000 | 203,887 | 958,887 |
| 2028 | 120,000 | 41,650 | 161,650 | 610,000 | 112,313 | 722,313 | 60,000 | 22,826 | 82,826 | 790,000 | 176,789 | 966,789 |
| 2029 | 175,000 | 36,700 | 211,700 | 395,000 | 90,200 | 485,200 | 60,000 | 20,876 | 80,876 | 630,000 | 147,776 | 777,776 |
| 2030 | 175,000 | 29,262 | 204,262 | 420,000 | 74,400 | 494,400 | 65,000 | 18,776 | 83,776 | 660,000 | 122,438 | 782,438 |
| 2031 | 165,000 | 21,826 | 186,826 | 450,000 | 57,600 | 507,600 | 65,000 | 16,500 | 81,500 | 680,000 | 95,926 | 775,926 |
| 2032 | 165,000 | 14,400 | 179,400 | 480,000 | 39,600 | 519,600 | 65,000 | 14,062 | 79,062 | 710,000 | 68,062 | 778,062 |
| 2033 | 155,000 | 6,975 | 161,975 | 510,000 | 20,400 | 530,400 | 70,000 | 11,624 | 81,624 | 735,000 | 38,999 | 773,999 |
| 2034 | - | - | - | - | - | - | 75,000 | 9,000 | 84,000 | 70,000 | 9,000 | 79,000 |
| 2035 | - | - | - | - | - | - | 75,000 | 6,200 | 81,200 | 75,000 | 6,200 | 81,200 |
| 2036 | - | - | - | - | - | - | 80,000 | 3,200 | 83,200 | 80,000 | 3,200 | 83,200 |
| | \$ 3,960,000 | \$ 995,538 | \$ 4,955,538 | \$ 5,770,000 | \$ 1,972,013 | \$ 7,742,013 | \$ 1,060,000 | \$ 404,316 | \$ 1,464,316 | \$ 10,790,000 | \$ 3,371,867 | \$ 14,161,867 |

**SENNA HILLS MUNICIPAL UTILITY DISTRICT
TSI-6. CHANGES IN LONG-TERM BONDED DEBT
SEPTEMBER 30, 2018**

| | Bond Issues | | | Total |
|---|--|--------------------------------------|--------------------------------------|----------------------|
| | Series 2010 | Series 2014 | Series 2016 | |
| Interest Rate | 3.00% - 4.50% | 2.00% to 4.00% | 3.00% to 4.00% | |
| Dates Interest Payable | 2/15, 8/15 | 2/15, 8/15 | 2/15, 8/15 | |
| Maturity Dates | 8/15/2033 | 8/15/2033 | 8/15/2036 | |
| Bonds Outstanding at Beginning of Current Fiscal Year | \$ 4,355,000 | \$ 5,970,000 | \$ 1,105,000.00 | \$ 11,430,000 |
| Bonds Sold During the Current Fiscal Year | - | - | - | - |
| Retirements During the Current Fiscal Year: | | | | |
| Principal | (395,000) | (200,000) | (45,000) | (640,000) |
| Refunded | - | - | - | - |
| Bonds Outstanding at End of Current Fiscal Year | <u>\$ 3,960,000</u> | <u>\$ 5,770,000</u> | <u>\$ 1,060,000</u> | <u>\$ 10,790,000</u> |
| Interest Paid During the Current Fiscal Year | <u>\$ 162,088</u> | <u>\$ 204,356</u> | <u>\$ 38,419</u> | <u>\$ 404,863</u> |
| Paying Agent's Name & Address: | <u>Wells Fargo Bank</u> <u>Austin, TX</u> | <u>BOKF, NA</u> <u>Austin, TX</u> | <u>BOKF, NA</u> <u>Austin, TX</u> | |
| Bond Authority: | <u>Tax Bonds</u> | <u>Refunding Bonds *</u> | <u>Refunding Bonds *</u> | |
| Amount Authorized by Voters | \$ 16,000,000 | N/A | N/A | |
| Amount Issued | <u>(16,000,000)</u> | <u>\$ 12,505,000</u> | <u>\$ 12,505,000</u> | |
| Remaining To Be Issued | <u>\$ -</u> | <u>N/A</u> | <u>N/A</u> | |

* Includes all bonds secured with tax revenues. Bonds in this category may also be secured with other revenues in combination with taxes.

Debt Service Fund Cash and Temporary Investments balances as of September 30, 2018: \$ 541,992

Average Annual Debt Service Payment (Principal & Interest) for the remaining term of all debt: \$ 786,770

SENNA HILLS MUNICIPAL UTILITY DISTRICT
TSI-7. COMPARATIVE SCHEDULE OF REVENUES AND EXPENDITURES -
GENERAL AND DEBT SERVICE FUNDS - FIVE YEARS
SEPTEMBER 30, 2018

| | Amounts | | | | | Percent of Fund Total Revenues | | | | |
|---|-------------------|-------------------|-------------------|---------------------|---------------------|-----------------------------------|---------------|---------------|---------------|---------------|
| | 2018 | 2017 | 2016 | 2015 | 2014 | 2018 | 2017 | 2016 | 2015 | 2014 |
| GENERAL FUND REVENUES: | | | | | | | | | | |
| Property taxes, including penalties and interest | \$ 609,602 | \$ 551,970 | \$ 529,515 | \$ 616,196 | \$ 554,471 | 38.1% | 35.9% | 37.5% | 35.9% | 40.9% |
| Service revenues, including penalties | 881,103 | 902,673 | 866,537 | 904,279 | 799,711 | 55.0% | 58.8% | 61.3% | 52.6% | 59.0% |
| Tap fees | - | 150 | 100 | 150 | 500 | - | 0.1% | - | 0.1% | 0.1% |
| Settlement proceeds | - | - | - | 85,280 | - | - | - | - | 5.0% | - |
| Interest | 35,275 | 16,443 | 5,079 | 701 | 200 | 2.2% | 1.0% | 0.4% | - | - |
| Transfers in | - | - | - | 110,188 | - | - | - | - | 6.4% | - |
| Other | 74,598 | 64,269 | 11,170 | 826 | 418 | 4.7% | 4.2% | 0.8% | - | - |
| TOTAL GENERAL FUND REVENUES AND OTHER SOURCES | 1,600,578 | 1,535,505 | 1,412,401 | 1,717,620 | 1,355,300 | 100.0% | 100.0% | 100.0% | 100.0% | 100.0% |
| GENERAL FUND EXPENDITURES: | | | | | | | | | | |
| Current: | | | | | | | | | | |
| Water/wastewater purchases | 258,286 | 253,656 | 280,708 | 315,408 | 329,435 | 16.1% | 16.5% | 19.9% | 18.4% | 24.4% |
| Repairs/maintenance | 385,016 | 391,203 | 372,762 | 458,126 | 471,815 | 24.1% | 25.5% | 26.4% | 26.7% | 34.8% |
| Operations/management fees | 74,229 | 77,974 | 75,357 | 75,015 | 76,027 | 4.6% | 5.1% | 5.3% | 4.4% | 5.6% |
| Utilities/telephone | 50,462 | 45,367 | 57,920 | 62,411 | 61,322 | 3.2% | 2.9% | 4.1% | 3.6% | 4.5% |
| Director fees, including payroll taxes | 11,142 | 11,303 | 10,819 | 9,527 | 484 | 0.7% | 0.7% | 0.8% | 0.6% | - |
| Legal fees | 54,348 | 67,623 | 66,333 | 76,185 | 83,817 | 3.4% | 4.4% | 4.7% | 4.4% | 6.2% |
| Engineering fees | 38,994 | 25,854 | 84,495 | 85,900 | 104,915 | 2.4% | 1.7% | 6.0% | 5.0% | 7.7% |
| Accounting fees | 22,350 | 22,350 | 22,350 | 22,350 | 22,350 | 1.4% | 1.5% | 1.6% | 1.3% | 1.6% |
| Audit fees | 10,500 | 10,250 | 9,750 | 9,300 | 9,000 | 0.7% | 0.7% | 0.7% | 0.5% | 0.7% |
| Insurance | 4,241 | 3,544 | 3,291 | 3,228 | 3,062 | 0.3% | 0.2% | 0.2% | 0.2% | 0.2% |
| Tax appraisal/collection | 3,118 | 2,946 | 3,007 | 3,734 | 4,190 | 0.2% | 0.2% | 0.2% | 0.2% | 0.3% |
| Public notice | 314 | - | - | - | - | - | - | - | - | - |
| Other | 2,160 | 5,280 | 2,843 | 1,998 | 1,066 | 0.1% | 0.3% | 0.2% | 0.1% | 0.1% |
| Transfers out | 291,437 | 85,437 | - | - | - | 18.2% | 5.6% | - | - | - |
| Capital Outlay | 59,568 | - | - | 93,629 | - | 3.7% | - | - | 5.4% | - |
| TOTAL GENERAL FUND EXPENDITURES AND OTHER USES | 1,266,165 | 1,002,787 | 989,635 | 1,216,811 | 1,167,483 | 79.1% | 65.3% | 70.1% | 70.8% | 86.1% |
| EXCESS OF GENERAL FUND REVENUES AND OTHER SOURCES OVER EXPENDITURES AND OTHER USES | \$ 334,413 | \$ 532,718 | \$ 422,766 | \$ 500,809 | \$ 187,817 | 20.9% | 34.7% | 29.9% | 29.2% | 13.9% |
| DEBT SERVICE FUND REVENUES: | | | | | | | | | | |
| Property taxes, including penalties and interest | \$ 1,030,655 | \$ 1,010,939 | \$ 969,817 | \$ 766,810 | \$ 717,034 | 98.4% | 99.1% | 99.6% | 99.8% | 99.5% |
| Interest and other | 16,692 | 9,153 | 4,151 | 1,473 | 3,403 | 1.6% | 0.9% | 0.4% | 0.2% | 0.5% |
| TOTAL DEBT SERVICE FUND REVENUES AND OTHER SOURCES | 1,047,347 | 1,020,092 | 973,968 | 768,283 | 720,437 | 100.0% | 100.0% | 100.0% | 100.0% | 100.0% |
| DEBT SERVICE FUND EXPENDITURES: | | | | | | | | | | |
| Tax appraisal/collection | 5,272 | 5,396 | 5,507 | 4,646 | 2,802 | 0.5% | 0.5% | 0.6% | 0.6% | 0.4% |
| Financial advisor fees | 1,500 | 1,000 | 1,000 | 950 | 1,377 | 0.1% | 0.1% | 0.1% | 0.1% | 0.2% |
| Bond principal | 640,000 | 395,000 | 395,000 | 425,000 | 550,000 | 61.1% | 38.7% | 40.5% | 55.4% | 76.3% |
| Bond interest | 404,863 | 591,150 | 565,938 | 538,338 | 400,894 | 38.7% | 58.0% | 58.1% | 70.1% | 55.6% |
| Bond issue costs | - | - | - | - | 288,741 | - | - | - | - | 40.1% |
| Fiscal agent fees and other | - | - | - | 15 | 85 | - | - | - | - | - |
| Bond refunding activity, net | - | - | - | - | (290,726) | - | - | - | - | -40.3% |
| TOTAL DEBT SERVICE FUND EXPENDITURES AND OTHER USES | 1,051,635 | 992,546 | 967,445 | 968,949 | 953,173 | 100.4% | 97.3% | 99.3% | 126.2% | 132.3% |
| EXCESS (DEFICIENCY) OF DEBT SERVICE FUND REVENUES AND OTHER SOURCES OVER (UNDER) EXPENDITURES AND OTHER USES | \$ (4,288) | \$ 27,546 | \$ 6,523 | \$ (200,666) | \$ (232,736) | -0.4% | 2.7% | 0.7% | -26.2% | -32.3% |
| TOTAL ACTIVE RETAIL WATER CONNECTIONS | 411 | 412 | 412 | 412 | 410 | | | | | |
| TOTAL ACTIVE RETAIL WASTEWATER CONNECTIONS | 403 | 405 | 405 | 405 | 404 | | | | | |

**SENNA HILLS MUNICIPAL UTILITY DISTRICT
TSI-8. BOARD MEMBERS, KEY PERSONNEL AND CONSULTANTS
SEPTEMBER 30, 2018**

Complete District Mailing Address:

c/o Willatt & Flickinger, PLLC
12912 Hill Country Blvd., Suite F-232, Austin TX 78738

District Business Telephone Number:

(512) 476-6604

**Submission Date of the most recent District
Registration Form TWC Sections 36.054 & 49.054:**

November 30, 2018

**Limits on Fees of Office that a Director may receive
during a fiscal year: (Set by Board Resolution
TWC Section 49.060)**

\$7,200

| Name and Address: | Term of Office (Elected or Appointed) or Date Hired | Fees of Office Paid * | Expense Reimbursements | Title at Year End |
|-----------------------|--|--------------------------|---------------------------|---------------------|
| | | 9/30/2018 | 9/30/2018 | |
| Board Members: | | | | |
| CHET PALESKO | (Elected) 11/2018 - 11/2022 | \$ 1,650 | \$ - | President |
| DAVID I. PERL | (Elected) 11/2018 - 11/2022 | \$ 3,000 | \$ - | Vice-President |
| LISA S. MCKENZIE | (Elected) 11/2016 - 11/2020 | \$ 3,000 | \$ - | Secretary |
| COREY NEWHOUSE | (Elected) 11/2016 - 11/2020 | \$ 1,650 | \$ - | Assistant Secretary |
| JOSEPH MATTHEW SZOO | (Elected) 11/2016 - 11/2020 | \$ 1,050 | \$ - | Assistant Secretary |

* *Fees of Office* are the amounts actually paid to a director during the District's fiscal year.

Consultants:

| | | | | |
|-------------------------------------|------------|------------|--------|-------------------|
| Inframark LLC | 9/1/2012 | \$ 348,488 | \$ - | Operator/Manager |
| Willatt & Flickinger, PLLC | 9/8/2005 | \$ 52,873 | \$ - | Attorney |
| McCall Gibson Swedlund Barfoot PLLC | 9/26/2014 | \$ 10,500 | \$ - | Auditor |
| Murfee Engineering | 7/13/2011 | \$ 143,175 | \$ - | Engineer |
| SAMCO Capital Markets | 10/15/1997 | \$ - | \$ - | Financial Advisor |
| Bott & Douthitt, PLLC | 3/1/2012 | \$ 22,350 | \$ 308 | Bookkeeper |
| Travis County Tax Collector | 2/27/95 | \$ 684 | \$ - | Tax Collector |

THIS PAGE INTENTIONALLY LEFT BLANK

**OTHER
SUPPLEMENTARY INFORMATION**

**SENNA HILLS MUNICIPAL UTILITY DISTRICT
OSI-1. PRINCIPAL TAXPAYERS
SEPTEMBER 30, 2018**

| Taxpayer | Type of Property | Tax Roll Year | | |
|-------------------------------|------------------|----------------------|----------------------|---------------------|
| | | 2018 | 2017 | 2016 |
| Homeowner | N/A | \$ 1,098,542 | \$ 1,020,658 | \$ - |
| Homeowner | N/A | 1,089,000 | 1,058,788 | 1,021,758 |
| Homeowner | N/A | 1,084,027 | 1,063,843 | 967,130 |
| Homeowner | N/A | 1,064,227 | - | - |
| Homeowner | N/A | 1,063,713 | 1,026,048 | 1,006,896 |
| Homeowner | N/A | 1,063,700 | - | 985,352 |
| Homeowner | N/A | 1,061,555 | 1,081,376 | 986,802 |
| Homeowner | N/A | 1,049,935 | 1,034,759 | - |
| Homeowner | N/A | 1,048,485 | - | - |
| Homeowner | N/A | 1,044,463 | 1,038,546 | 960,053 |
| Homeowner | N/A | - | 1,077,566 | 999,455 |
| Homeowner | N/A | - | 1,077,169 | 982,588 |
| Homeowner | N/A | - | 1,052,152 | - |
| Tara Trust | N/A | - | - | 983,619 |
| Homeowner | N/A | - | - | 961,492 |
| Total | | \$ 10,667,647 | \$ 10,530,905 | \$ 9,855,145 |
| Percent of Assessed Valuation | | 3.4% | 3.5% | 3.4% |

THIS PAGE INTENTIONALLY LEFT BLANK

**SENNA HILLS MUNICIPAL UTILITY DISTRICT
OSI-2. ASSESSED VALUE BY CLASSIFICATION
SEPTEMBER 30, 2018**

| Type of Property | Tax Roll Year | | | | | |
|------------------------------|-----------------------|---------------|-----------------------|---------------|-----------------------|---------------|
| | 2018 | | 2017 | | 2016 | |
| | Amount | % | Amount | % | Amount | % |
| Single Family | \$ 316,935,893 | 100.2% | \$ 303,948,977 | 100.4% | \$ 288,694,000 | 100.2% |
| Vacant Lot | 362,500 | 0.1% | 217,500 | 0.1% | 219,000 | 0.1% |
| Non-Qualified Land | 25,000 | - | 15,000 | - | 15,000 | - |
| Commercial Real Property | 200,534 | 0.1% | 191,997 | 0.1% | 161,328 | 0.1% |
| Commercial Personal Property | 144,745 | 0.1% | 143,470 | - | 113,364 | - |
| Industrial and Manufacturing | 75,052 | - | 60,041 | - | 52,209 | - |
| Totally Exempt Property | 296,686 | 0.1% | 181,697 | - | 180,222 | 0.1% |
| Less: Adjustments | (1,810,091) | -0.6% | (1,900,043) | -0.6% | (1,244,565) | -0.5% |
| Total Taxable | <u>\$ 316,230,319</u> | <u>100.0%</u> | <u>\$ 302,858,639</u> | <u>100.0%</u> | <u>\$ 288,190,558</u> | <u>100.0%</u> |